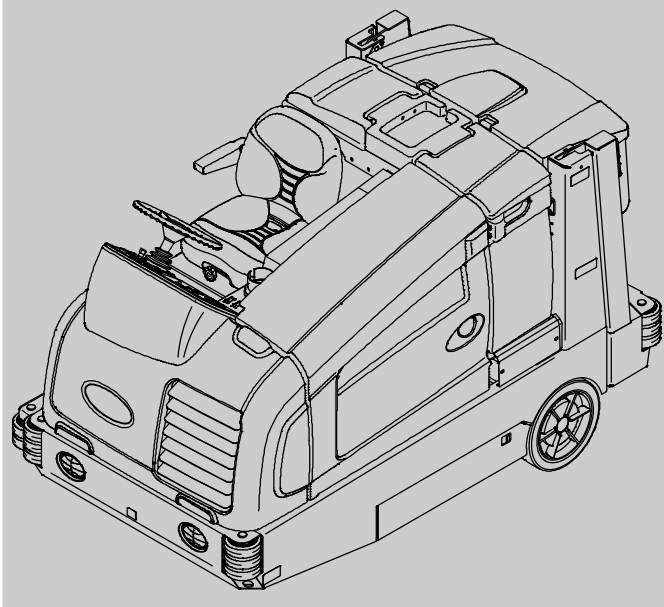





M20

(Gas/LPG)

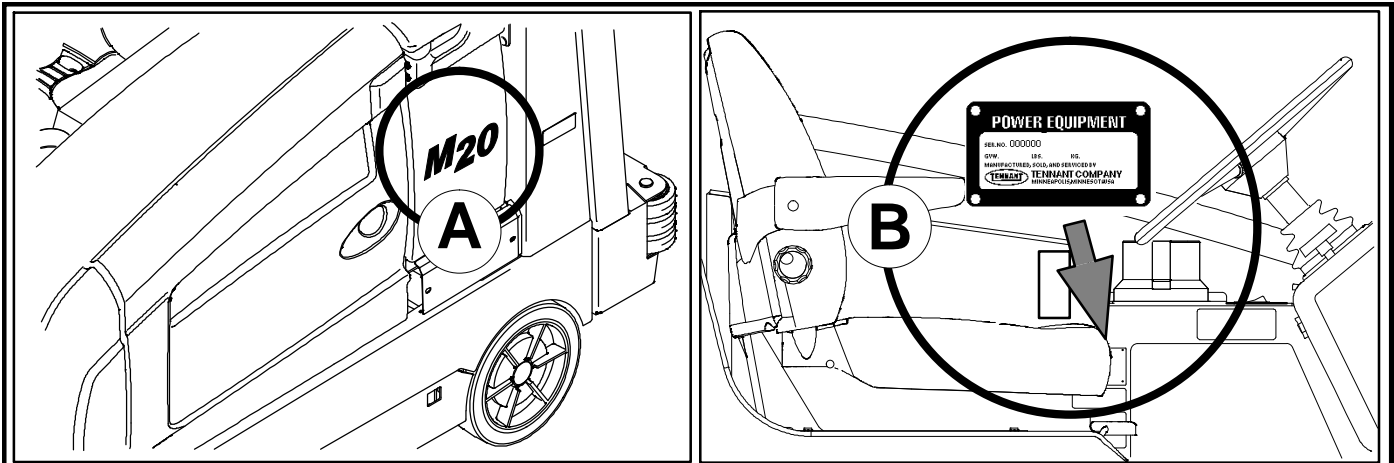
Scrubber-Sweeper Parts Manual



www.tennantco.com

331386
Rev. 12 (2-2013)





Ref	Part No.	Serial Number	Description	Qty.
1	82681	(000000—)	Bracket Wldt, Lpg Mount	1
2	63810	(000000—)	Latch Assy, Lpg Tank Mtg, W/Nut	4
3	51839	(000000—)	Nut Adjustable, Lpg Tank Mtg	2
4	49263	(000000—)	Tie, Cable	3
5	82556	(000000—001039)	Bracket, Vaporizer	1
6	54930	(000000—)	Vaporizer, LPG	1

HOW TO ORDER PARTS – See diagram above

Only use TENNANT Company supplied or equivalent parts. Parts and supplies may be ordered online, by phone, by fax or by mail.

Follow the steps below to ensure prompt delivery.

1. **(A)** Identify the machine model.
2. **(B)** Identify the machine serial number from the data plate.
3. **(C)** Ensure the proper serial number is used from the parts list.
4. Identify the part number and quantity.
Do not order by page or reference numbers.
5. Provide your name, company name, customer ID number, billing and shipping address, phone number and purchase order number.
6. Provide detail shipping instructions.

(D) ▽ – identifies an assembly
▲ – identifies parts included in assembly

Please fill out at time of installation for future reference.

Model No. – _____

Serial No. – _____

Machine Options – _____

Sales Rep. – _____

Sales Rep. phone no. – _____

Customer ID Number – _____

Installation Date – _____

Tennant N.V.
 Industrielaan 6 5405 AB
 P.O. Box 6 5400 AA Uden–The Netherlands
 europe@tennantco.com
 www.tennantco.com

Specifications and parts are subject to change without notice.

Original Instructions, copyright © 2007 – 2013 TENNANT Company, Printed in The Netherlands

BG	<p>КАК ДА ПОРЪЧВАМЕ ЧАСТИ - Вижте схемата по-горе</p> <p>Използвайте само части, доставени от TENNANT или техни еквиваленти. Частите и доставките могат да се поръчат онлайн, по телефон, факс или по пощата.</p> <p>Следвайте долупосочените стъпки, за да си осигурите бърза и точна доставка.</p> <ol style="list-style-type: none"> (A) Посочете модела на машината. (B) Посочете серийния номер на машината от табелката с техническите данни. (C) Уверете се, че сте използвали точния сериен номер от списъка с части. Посочва номера на частта и количеството. Не поръчвайте части според страницата или референтните номера. Посочете своето име, наименованието на фирмата, клиентския номер, адреса за получаване на сметката и доставката, тел.номер и номера на поръчката. Посочете подробни инструкции за доставката. <hr/> <p>(D) ▽ – посочва начин на монтаж ▲ – посочва частите, включени в монтажа</p>	<p>Моля, попълнете по време на монтажа за бъдеща справка.</p> <p>Модел Э – _____</p> <p>Сериен Э – _____</p> <p>Опции на машината – _____</p> <p>Търговски представител – _____</p> <p>Тел. Э на търг. представител – _____</p> <p>Клиентски Э – _____</p> <p>Дата на монтаж – _____</p>
-----------	---	---

CN	<p>如何订购部件 – 参见下表</p> <p>仅使用 TENNANT 公司提供的或同等部件。部件和供应可以在线订购，通过电话、传真或邮件订购。</p> <p>请遵循下面的步骤确保及时交付。</p> <ol style="list-style-type: none"> (A) 确定机器型号。 (B) 从数据标签确定机器序列号。 (C) 确保使用部件列表中的正确序列号。 确定部件号和数量。 不要按页面或参考编号订购。 提供您的姓名、公司名称、客户 ID 号、付帐和送货地址、电话号码和采购单编号。 提供详细的送货说明。 <hr/> <p>(D) ▽ – 确定组件 ▲ – 确定组件中包含的组件</p>	<p>请在安装时填写供未来参考。</p> <p>型号 – _____</p> <p>序列号 – _____</p> <p>机器选项 – _____</p> <p>销售代表 – _____</p> <p>销售代表电话号码 – _____</p> <p>客户 ID 编号 – _____</p> <p>安装日期 – _____</p>
-----------	--	--

CZ	<p>OBJEDNÁVÁNÍ DÍLŮ - Viz schéma výše.</p> <p>Používejte pouze díly dodané společností TENNANT Company nebo jim odpovídající. Díly a materiál lze objednat online, telefonem, faxem nebo poštou.</p> <p>Aby bylo zajištěno rychlé dodání, postupujte podle kroků uvedených níže.</p> <ol style="list-style-type: none"> (A) Zjistěte model stroje. (B) Zjistěte sériové číslo stroje z výrobního štítku. (C) Použijte správné sériové číslo ze seznamu dílů. Určete číslo a množství dílů. Neobjednávejte podle stran nebo referenčních čísel. Uveďte jméno, název společnosti, číslo ID zákazníka, fakturační a dodací adresu, telefonní číslo a číslo objednávky. Uveďte podrobné pokyny pro dodání. <hr/> <p>(D) ▽ – označuje sestavu ▲ – označuje díly v sestavě</p>	<p>Vyplňte během sestavování pro budoucí potřebu.</p> <p>Číslo modelu – _____</p> <p>Sériové číslo – _____</p> <p>Doplňky zařízení – _____</p> <p>Obchodní zástupce – _____</p> <p>Tel. č. obchodního zástupce – _____</p> <p>Číslo ID zákazníka – _____</p> <p>Datum instalace – _____</p>
-----------	---	--

DE	<p>BESTELLEN VON ERSATZTEILEN – Siehe oben stehendes Diagramm.</p> <p>Verwenden Sie nur von TENNANT gelieferte oder gleichwertige Ersatzteile. Ersatz- und Verschleißteile können online, telefonisch, per Fax oder per E-Mail bestellt werden.</p> <p>Befolgen Sie für eine umgehende Lieferung die folgenden Schritte.</p> <ol style="list-style-type: none"> (A) Geben Sie das Modell der Maschine an. (B) Geben Sie die Seriennummer der Maschine an (auf dem Datenaufkleber). (C) Achten Sie darauf, dass die richtigen Seriennummer aus der Ersatzteilliste verwendet wird. Geben Sie die Ersatzteilnummer und die Menge an. Bestellen Sie nicht nach Seitenzahl oder Referenznummern. Geben Sie Ihren Namen, den Firmennamen, die Kundennummer, die Rechnungs- und Lieferadresse, die Telefonnummer und die Einkaufsauftragsnummer an. Erteilen Sie genaue Versandanweisungen. <hr/> <p>(D) ▽ – steht für eine Einheit ▲ – steht für Einzelteile einer Einheit</p>	<p>Bitte bei der Inbetriebnahme als Referenzangabe ausfüllen.</p> <p>Modellnr. – _____</p> <p>Seriennr. – _____</p> <p>Maschinenoptionen – _____</p> <p>Verkäufer – _____</p> <p>Telefonnummer des Verkäufers – _____</p> <p>Kundennummer – _____</p> <p>Installationsdatum – _____</p>
-----------	--	--

DK	<p>BESTILLING AF RESERVEDELE – Se ovenstående tabel.</p> <p>Brug kun reservedele, der er fremstillet af TENNANT, eller dele af tilsvarende kvalitet. Reservedele og tilbehør kan bestilles online, pr. telefon, pr. fax eller pr. brev.</p> <p>Følg nedenstående trin for at sikre hurtig levering.</p> <ol style="list-style-type: none"> (A) Identificér maskinmodellen. (B) Identificér maskinens serienummer på datamærkatet. (C) Kontrollér, at det rigtige serienummer bruges i reservedelslisten. Identificér reservedelsnummeret og antallet. Bestil ikke efter side- eller referencenumre. Angiv dit navn, firmanavn, kunde-id-nummer, faktureringsadresse og leveringsadresse, telefonnummer og indkøbsordrenummer. Angiv detaljerede instruktioner til forsendelse. <hr/> <p>(D) ▽ – identificerer en enhed ▲ – identificerer reservedele i en enhed</p>	<p>Udfyld venligst på installationstidspunktet til fremtidig brug.</p> <p>Modelnr. – _____</p> <p>Serienr. – _____</p> <p>Maskineks-traudstyr – _____</p> <p>Salgskonsulent. – _____</p> <p>Salgskonsulentens tlf. – _____</p> <p>Kunde-id-nr. – _____</p> <p>Installationsdato – _____</p>
-----------	--	--

EE	<p>KUIDAS VARUOSI TELLIDA – vaadake alltoodud joonist</p> <p>Kasutage ainult TENNANT Company poolt tarnitud või samaväärseid varuosid. Varuosid ja tarvikuid saab tellida Interneti, telefoni, faksi või posti teel.</p> <p>Kiire kohtaletoimetamise tagamiseks järgige alltoodud juhiseid.</p> <ol style="list-style-type: none"> (A) Märkige masina mudel. (B) Märkige andmesildil olev masina seerianumber. (C) Veenduge, et olete valinud varuosade loendist õige seerianumbri. Märkige varuosa number ja kogus. Ärge tellige lehekülje- või viitenumbri alusel. Märkige oma nimi, ettevõtte nimi, kliendinumbr, arveldus- ja saatmis-aadress, telefoninumber ja ostutellimuse number. Lisage täpsed saatmisjuhised. <hr/> <p>(D) ▽ – tähistab komplekti ▲ – tähistab komplektis olevaid osi</p>	<p>Palun täitke paigaldamise ajal edaspidiseks viitamiseks.</p> <p>Mudeli number – _____</p> <p>Seerianumber – _____</p> <p>Masina lisavarustus – _____</p> <p>Müügiesindus – _____</p> <p>Müügiesinduse telefoninumber – _____</p> <p>Kliendinumber – _____</p> <p>Paigaldamise kuupäev – _____</p>
-----------	---	---

ES	<p>CÓMO SOLICITAR PIEZAS – Consulte el diagrama anterior.</p> <p>Utilice sólo las piezas suministradas por TENNANT Company o piezas equivalentes. Puede solicitar las piezas a través de internet, por teléfono, por fax o por correo.</p> <p>Siga los siguientes pasos para que la entrega sea rápida.</p> <ol style="list-style-type: none"> (A) Indique el modelo de máquina. (B) Indique el número de serie de la etiqueta de datos. (C) Asegúrese de que indica el número de serie correcto de la lista de piezas. Indique la cantidad y el número de la pieza. No realice el pedido indicando el número de página o el de referencia. Incluya su nombre, el nombre de la empresa, el ID de cliente, las direcciones de envío y facturación, el número de teléfono y el número del pedido de compra. Facilite instrucciones de envío. <hr/> <p>(D) ▽ – identifica un conjunto ▲ – identifica piezas de un conjunto</p>	<p>Rellene estos datos cuando realice la instalación para utilizarlos como referencia en el futuro.</p> <p>Nº modelo – _____</p> <p>Nº serie – _____</p> <p>Opciones de la máquina – _____</p> <p>Vendedor – _____</p> <p>Nº teléfono vendedor – _____</p> <p>Nº cliente – _____</p> <p>Fecha de instalación – _____</p>
-----------	--	---

FI	<p>KUINKA VARAOSIA TILATAAN – katso kuvaa yllä.</p> <p>Käytä ainoastaan TENNANTIN toimittamia tai niitä vastaavia varaosia. Voit tilata varaosia ja tarvikkeita internetistä, puhelimitse, faksilla tai sähköpostilla.</p> <p>Noudata seuraavia ohjeita täsmällisen toimituksen varmistamiseksi.</p> <ol style="list-style-type: none"> (A) Katso koneen malli. (B) Katso koneen sarjanumero sen tunnustarrasta. (C) Varmista, että osaluettelosta, että käytät oikeaa sarjanumeroa. Katso osanumero ja kappalemäärä. Älä tilaa ilmoittamalla sivu- tai viitenumeroita. Ilmoita nimesi, yrityksesi nimi, asiakasnumero, laskutus- ja toimitusosoite, puhelinnumero ja ostotilauksen numero. Ilmoita yksityiskohtaiset toimitusosoitteet. <hr/> <p>(D) ▽ – tarkoittaa kokoonpanoa ▲ – tarkoittaa kokoonpanoon sisältyviä osia</p>	<p>Ole hyvä ja täytä ottaessasi koneen käyttöön myöhempiä tarpeita varten.</p> <p>Mallinnumero – _____</p> <p>Sarjanumero – _____</p> <p>Koneen lisävarusteet – _____</p> <p>Myyntiedustaja – _____</p> <p>Myyntiedustajan puhelinnumero – _____</p> <p>Asiakasnumero – _____</p> <p>Asennuspäivä – _____</p>
-----------	---	--

FR	<p>COMMENT COMMANDER DES PIÈCES DÉTACHÉES – Voir le schéma ci-dessus.</p> <p>Utilisez uniquement des pièces fournies par la société TENNANT ou équivalentes. Les pièces et fournitures peuvent être commandées en ligne, par téléphone, fax, ou par courrier.</p> <p>Suivez les étapes ci-dessous pour assurer une livraison rapide.</p> <ol style="list-style-type: none"> (A) Identifiez le modèle de la machine. (B) Identifiez le numéro de série de la machine, à partir de l'étiquette signalétique. (C) Assurez-vous que le numéro de série correct est utilisé à partir de la liste de pièces détachées. Identifiez le numéro de pièce et la quantité. Ne commandez pas par page ou numéros de référence. Fournissez votre nom, le nom de votre société, votre numéro d'identification de client, l'adresse de facturation et d'expédition, le numéro de téléphone et le numéro du bon de commande. Fournissez des instructions d'expédition détaillées. <hr/> <p>(D) ▽ – identifie un assemblage ▲ – identifie les pièces composant l'assemblage</p>	<p>A remplir au moment de l'installation à titre de référence.</p> <p>N° du modèle – _____</p> <p>N° de série – _____</p> <p>Options de la machine – _____</p> <p>Agent commercial – _____</p> <p>N° tél. de l'agent commercial – _____</p> <p>Numéro d'identification client – _____</p> <p>Date d'installation – _____</p>
-----------	---	---

GR	<p>ΤΡΟΠΟΣ ΠΑΡΑΓΓΕΛΙΑΣ ΑΝΤΑΛΛΑΚΤΙΚΩΝ - Βλ. παραπάνω διάγραμμα.</p> <p>Χρησιμοποιήστε μόνο ανταλλακτικά παρεχόμενα από την TENNANT Company ή ισοδύναμα. Τα ανταλλακτικά και αναλώσιμα μπορούν να παραγγελθούν online, τηλεφωνικά, με φαξ ή ταχυδρομικά.</p> <p>Ακολουθήστε τα παρακάτω βήματα για να εξασφαλίσετε την έγκαιρη αποστολή τους.</p> <ol style="list-style-type: none"> (A) Βρείτε το μοντέλο μηχανήματος. (B) Βρείτε τον αριθμό σειράς του μηχανήματος από την ετικέτα στοιχείων. (C) Βεβαιωθείτε ότι χρησιμοποιείται ο σωστός αριθμός σειράς από τον κατάλογο ανταλλακτικών. Βρείτε κωδικό ανταλλακτικού και ποσότητα. Μην παραγγέλνετε βάσει σελίδας ή αριθμών αναφοράς. Δώστε το όνομα σας, όνομα εταιρείας, ID (κωδικό) πελάτη, διεύθυνση τιμολόγησης και αποστολής, αριθμό τηλεφώνου και αριθμό εντολής προμήθειας. Δώστε λεπτομερείς πληροφορίες αποστολής. <hr/> <p>(D) ▽ – υποδηλώνει υποσύστημα ▲ – υποδηλώνει τα μέρη που περιλαμβάνονται στο υποσύστημα</p>	<p>Παρακαλούμε συμπληρώστε κατά την ώρα της εγκατάστασης για μελλοντική αναφορά.</p> <p>Αρ. Μοντέλου – _____</p> <p>Αρ. σειράς – _____</p> <p>Επιλογές Μηχανήματος – _____</p> <p>Εκπ. πωλήσεων – _____</p> <p>Τηλ. εκπροσώπου πωλήσεων – _____</p> <p>Αριθμός πελάτη – _____</p> <p>Ημερομηνία εγκατάστασης – _____</p>
-----------	---	---

HU	<p>HOGYAN RENDELJÜNK ALKATRÉSZEKET - Lásd: fenti diagramm.</p> <p>Kizárólag TENNANT vagy azzal egyenértékű cserealkatrészeket használjon. Az alkatrészeket és anyagokat meg lehet rendelni az Interneten keresztül, vagy telefonon, faxon és e-mailben.</p> <p>A pontos szállítás érdekében kövesse az alábbi lépéseket.</p> <ol style="list-style-type: none"> (A) Adja meg a gép típusát. (B) Az adatcímké alapján adja meg a gép gyártási számát. (C) Ügyeljen arra, hogy a megfelelő gyártási számot válassza ki az alkatrészlistáról. Adja meg a rendelési számot és a mennyiséget. A rendeléshez ne az oldalszámot vagy a hivatkozási számot használja. Adja meg a nevét, a cége nevét, az ügyfélaazonosító számát, a számlázási és szállítási címét, a telefonszámát és a rendelési számot. Adjon részletes szállítási utasításokat. <hr/> <p>(D) ▽ – a jel csomagra utal ▲ – a jel a csomagban található alkatrészekre utal</p>	<p>A későbbi visszakeresések érdekében kérjük, hogy a rovatokat az első üzembehelyezéskor töltsse ki.</p> <p>Típuszám – _____</p> <p>Gyártási szám – _____</p> <p>A gép felszereltsége – _____</p> <p>Kereskedelmi képviselő – _____</p> <p>Kereskedelmi képviselő telefonszáma – _____</p> <p>Ügyfél azonosító száma – _____</p> <p>Üzembehelyezés dátuma – _____</p>
-----------	---	---

IT	<p>COME ORDINARE LE PARTI – Vedere schema precedente.</p> <p>Utilizzare solo ricambi forniti da TENNANT o equivalenti. Ricambi e forniture possono essere ordinati online, per telefono, via fax o per posta elettronica.</p> <p>Per ottenere una consegna rapida, seguire i passaggi indicati di seguito.</p> <ol style="list-style-type: none"> (A) Identificare il modello della macchina. (B) Identificare il numero di serie della macchina dall'etichetta dei dati. (C) Utilizzare il numero di serie corretto presente nell'elenco delle parti di ricambio. Identificare numero di parte e quantità. Non ordinare per numero di pagina o di riferimento. Fornire nome del contatto, nome della società, numero di ID cliente, indirizzo di fatturazione e di spedizione, numero di telefono e numero di ordine di acquisto. Fornire istruzioni dettagliate per la spedizione. <hr/> <p>(D) ▽ – identifica un gruppo ▲ – identifica parti comprese in un gruppo</p>	<p>Compilare il modulo al momento dell'installazione per poterlo consultare in futuro in caso di necessità.</p> <p>N. Modello – _____</p> <p>N. Serie – _____</p> <p>Opzioni della macchina – _____</p> <p>Venditore – _____</p> <p>Tel. venditore – _____</p> <p>Numero ID cliente – _____</p> <p>Data di installazione – _____</p>
-----------	---	---

JP	<p>パーツの発注方法 ? 上記の図を参照してください</p> <p>TENNANT社製のパーツまたは同等品のみをお使いください。 パーツやサブライ品のご注文は、オンライン、電話、FAX、または手紙でお願いいたします。 確実にお届けできるように、以下の情報お知らせください。</p> <ol style="list-style-type: none"> (A) 製品のモデル名をお知らせください。 (B) 製品のデータラベルに印刷されているシリアル番号をお知らせください。 (C) パーツリストを参照して、シリアル番号が正しいかご確認ください。 パーツ番号と数量をお知らせください。マニュアル/カタログのページ番号や参照番号でのご注文はご遠慮ください。 お客様のお名前、会社名、顧客ID番号、請求/発送先住所、電話番号、注文書番号をお知らせください。 発送に関するご希望があれば、明記してください。 <hr/> <p>(D) ▽ - アセンブリを示します ▲ - アセンブリに含まれるパーツを示します</p>	<p>後日確認できるように、設置時に記入してください。</p> <p>モデルNo. - _____</p> <p>シリアルNo. - _____</p> <p>製品のオプション - _____</p> <p>販売代理店 - _____</p> <p>販売代理店の電話番号 - _____</p> <p>顧客ID番号 - _____</p> <p>設置日 - _____</p>
-----------	---	---

LT	<p>KAIP UŽSISAKYTI DALIS – žr. diagramą viršuje</p> <p>Naudokite tik "Tennant" kompanijos tiekiamas arba lygiavertes joms dalis. Dalis galite užsisakyti internetu, telefonu, faksu bei elektroniniu paštu. Kad užsakymas būtų greitai įvykdytas, laikykitės išvardytų taisyklių.</p> <ol style="list-style-type: none"> (A) Nurodykite mašinos modelį. (B) Norodysite mašinos serijos numerį, kurį rasite ant duomenų žymės. (C) Įsitikinkite, kad nurodomas tikslus serijos numeris iš dalių sąrašo. Nurodykite dalies numerį ir reikiamą kiekį. Neužsakinėkite pagal puslapius ar nuorodas numerius. Nurodykite savo vardą, kompanijos pavadinimą, kliento ID numerį, sąskaitos išrašymo ir vežimo adresą, telefono numerį ir pirkimo užsakymo numerį. Nurodykite išsamias gabenimo instrukcijas. <hr/> <p>(D) ▽ – žymi sistemą ▲ – nurodo sistemos dalis</p>	<p>Prašome užpildyti montavimo metu, siekiant gauti informaciją ateityje.</p> <p>Modelio nr. - _____</p> <p>Serijos nr. - _____</p> <p>Mašinos parinktys - _____</p> <p>Prekybos atstovas - _____</p> <p>Komivojažieriaus tel. nr. - _____</p> <p>Pirkėjo ID numeris - _____</p> <p>Sumontavimo data - _____</p>
-----------	---	---

LV	<p>KĀ PASŪTĪT REZERVES DETALĀS – Skat. diagrammu iepriekš</p> <p>izmantojiet tikai TENNANT Company piegādātās vai tām līdzvērtīgas rezerves detaļas. Daļas un piegādi var pasūtīt internetā, pa tālruni, pa faksu vai pastu. Lai nodrošinātu savlaicīgu piegādi, sekojiet zemāk aprakstītajiem soļiem.</p> <ol style="list-style-type: none"> (A) Nosakiet mašinas modeli. (B) Nosakiet mašinas sērijas numuru uz tehnisko datu uzlīmes. (C) Pārliedcinieties, ka tiek uzrakstīts attiecīgais sērijas numurs no detaļu saraksta. Nosakiet detaļas numuru un skaitu. Veicot pasūtījumus neatsaucieties uz lapušu vai norādes numuriem. Uzrakstiet savu vārdu, uzņēmuma nosaukumi, klienta identitātes numuru, adresi rēķina piesūtīšanai un piegādei un pirkuma pasūtījuma numuru. Sniedziet detalizētu informāciju par piegādi. <hr/> <p>(D) ▽ – nosaka ierīci ▲ – nosaka detaļas, kas ir komplektā ar ierīci</p>	<p>Veicot uzstādīšanu, lūdzam pierakstīt attiecīgo informāciju izmantošanai turpmāk.</p> <p>Modeļa Nr. - _____</p> <p>Sērijas Nr. - _____</p> <p>Iekārtas papildaprīkojums - _____</p> <p>Pārdošanas pārst. - _____</p> <p>Pārdošanas pārst. tālr. Nr. - _____</p> <p>Klienta identitātes numuru - _____</p> <p>Uzstādīšanas datums - _____</p>
-----------	--	--

NL	<p>HOE ONDERDELEN TE BESTELLEN – Zie schema hierboven.</p> <p>Gebruik alleen onderdelen die door TENNANT Company zijn geleverd of soortgelijke onderdelen. Onderdelen en voorraden kunnen online, per telefoon, fax of schriftelijk besteld worden. Volg de stappen hieronder om een juiste levering te garanderen.</p> <ol style="list-style-type: none"> (A) Bepaal het machinemodel. (B) Lees het serienummer van de machine af van het gegevenslabel. (C) Zorg dat het juiste serienummer wordt gebruikt uit de onderdelenlijst. Bepaal het artikelnummer en het aantal. Bestel niet aan de hand van pagina's of referentienummers Geef uw naam, bedrijfsnaam, klantnummer, factuur- en leveringsadres, telefoonnummer en bestelnummer op. Geef gedetailleerde leveringsinstructies op. <hr/> <p>(D) ▽ – geeft een eenheid aan ▲ – geeft de onderdelen van de eenheid aan</p>	<p>Vul tijdens installatie de onderstaande gegevens in voor eventueel toekomstig gebruik.</p> <p>Modelnr. - _____</p> <p>Serienr. - _____</p> <p>Machine-opties - _____</p> <p>Verkoopvert. - _____</p> <p>Telnr. verkoopvert. - _____</p> <p>Klantnummer - _____</p> <p>Installatiedatum - _____</p>
-----------	--	--

NO	<p>HVORDAN BESTILLE DELER – Se diagram over.</p> <p>Bruk kun deler levert av TENNANT Company eller ekvivalente deler. Deler og forsyninger kan bestilles online, per telefon, per faks eller per post.</p> <p>Følg trinnene under for å sikre rask levering.</p> <ol style="list-style-type: none"> (A) Angi maskinmodellen. (B) Angi maskinens serienummer fra typeskiltet. (C) Forsikre deg om at korrekt serienummer brukes fra delelisten. Angi delenummer og antall. Bestill ikke ut fra side- eller referansenumre. Angi ditt navn, firmanavn, kunde-ID-nummer, fakturerings- og forsendelsesadresse, telefonnummer og innkjøpsordnummer. Angi detaljerte forsendelsesinstruksjoner. 	<p>Fyll ut ved installasjonstidspunkt for fremtidig bruk.</p> <p>Modellnr. – _____</p> <p>Serienr. – _____</p> <p>Maskinens tillegg – _____</p> <p>Salgsrep. – _____</p> <p>Salgsrep. telefonnr. – _____</p> <p>Kunde-ID-nummer – _____</p> <p>Installasjonsdato – _____</p>
	<p>(D) ▽ – angir en delegruppe ▲ – angir deler inkludert i en delegruppe</p>	

PL	<p>JAK ZAMAWIAĆ CZĘŚCI - patrz schemat powyżej.</p> <p>Należy używać wyłącznie części dostarczanych przez firmę TENNANT Company lub równoważnych. Części i dostawy mogą być zamawiane online, przez telefon, faksem lub pocztą.</p> <p>Aby zapewnić szybką dostawę, należy przestrzegać następujących wskazówek.</p> <ol style="list-style-type: none"> (A) Określić model maszyny. (B) Określić numer seryjny maszyny znajdujący się na tabliczce znamionowej. (C) Odszukać ten numer seryjny w wykazie części. Określić numer części i ilość. Nie zamawiać na podstawie numeru strony lub liczby porządkowej wykazu. Podać swoje nazwisko, nazwę firmy, numer identyfikacyjny klienta, adres dostawy i dostarczenia rachunku, numer telefonu i numer zamówienia zakupu. Podać dokładne instrukcje dotyczące dostawy. 	<p>Prosimy wpisać datę instalacji do późniejszego wykorzystania.</p> <p>Nr modelu – _____</p> <p>Nr seryjny – _____</p> <p>Opcje maszyny – _____</p> <p>Przedst. sprzedaży – _____</p> <p>Nr tel. przedst. sprzed. – _____</p> <p>Nr ident. klienta – _____</p> <p>Data instalacji – _____</p>
	<p>(D) ▽ – oznacza zespół ▲ – oznacza część w zespole</p>	

PT G	<p>COMO ENCOMENDAR PEÇAS – Consulte o diagrama acima.</p> <p>Utilize apenas peças fornecidas pela TENNANT Company ou equivalentes. As peças e consumíveis podem ser encomendados online, por telefone, fax ou correio.</p> <p>Siga os passos abaixo para garantir uma entrega rápida.</p> <ol style="list-style-type: none"> (A) Identifique o modelo da máquina. (B) Identifique o número de série da máquina que se encontra na etiqueta de dados. (C) Certifique-se de que usa o número de série correcto da lista de peças. Identifique o número de produto e a quantidade. Não encomende através de números de página ou de referência. Forneça o seu nome, o nome da empresa, o número de ID do cliente, os endereços de facturação e entrega, o número de telefone e o número da nota de encomenda. Forneça instruções de entrega detalhadas. 	<p>Preencha na altura da instalação para futura referência.</p> <p>Modelo nº – _____</p> <p>Nº de série – _____</p> <p>Opcões da máquina – _____</p> <p>Vendedor – _____</p> <p>Telefone do vendedor – _____</p> <p>Número de ID do cliente – _____</p> <p>Data de instalação – _____</p>
	<p>(D) ▽ – identifica uma unidade ▲ – identifica peças incluídas numa unidade</p>	

RU	<p>КАК ЗАКАЗАТЬ ЗАПЧАСТИ - См. схему ниже.</p> <p>Используйте только запчасти, поставляемые компанией TENNANT или их аналоги. Запасные части и расходные материалы можно заказать в режиме онлайн, телефоном, факсом или электронной почтой.</p> <p>Для своевременной доставки следуйте описанным ниже инструкциям.</p> <ol style="list-style-type: none"> (A) Укажите модель машины. (B) Укажите серийный номер машины, обозначенный на табличке технических данных. (C) Удостоверьтесь, что надлежащий серийный номер перечислен в списке запчастей. Укажите номер детали и нужное количество. Не используйте номера страниц или ссылок. Укажите свое имя, название компании, идентификационный номер покупателя, расчетный адрес и адрес доставки, телефонный номер и номер заказа на покупку. Укажите подробные сведения о доставке. 	<p>Во время установки заполните, пожалуйста, эти сведения для того, чтобы ссылаться в дальнейшем.</p> <p>Модель Э – _____</p> <p>Серийный Э – _____</p> <p>Опции машины – _____</p> <p>Торговый представитель – _____</p> <p>Телефон торгового представителя – _____</p> <p>Идент. номер покупателя – _____</p> <p>Дата установки – _____</p>
	<p>(D) ▽ – означает узел ▲ – обозначает деталь узла</p>	

SE	<p>BESTÄLLNING AV RESERVDELAR – Se ovanstående schema.</p> <p>Använd endast delar från Tennant Company eller likvärdiga. Delar och material kan beställas online, telefoniskt, per fax eller post.</p> <p>Följ nedanstående steg för en snabb leverans.</p> <ol style="list-style-type: none"> (A) Identifiera maskinens modell. (B) Identifiera maskinens serienummer på typskylten. (C) Kontrollera att rätt serienummer används från delistan. Identifiera artikelnumret och mängden. Beställ inte med hjälp av sido- eller referensnummer. Uppge ditt namn, företagets namn, kundens ID-nummer, faktura- och leveransadress, telefonnummer och ordernumret vid inköp. Ge detaljerade transportanvisningar. 	<p>Fyll i vid installation och spår för framtida bruk.</p> <p>Modellnr. – _____</p> <p>Serienr. – _____</p> <p>Tilvalsutrustning – _____</p> <p>Försäljare – _____</p> <p>Försäljarens tel.nr. – _____</p> <p>Kundnummer – _____</p> <p>Installationsdatum – _____</p>
	<p>(D) ▽ – identifierar en modul ▲ – identifierar delar som ingår i en modul</p>	

SK	<p>POSTUP PRI OBJEDNÁVANÍ ČASTÍ - Pozri vyššie uvedený diagram.</p> <p>Využívajte výhradne dielce dodané spoločnosťou TENNANT, alebo ich ekvivalenty. Dielce a položky je možné objednať online, telefonicky, faxom, alebo poštou.</p> <p>Na zabezpečenie promptného doručenia sa riadte nasledovnými krokmi.</p> <ol style="list-style-type: none"> (A) Identifikujte model stroja. (B) Z etikety s údajmi identifikujte sériové číslo stroja. (C) Ubezpečte sa, že ste zadali správne sériové číslo zo zoznamu dielcov. Identifikujte číslo dielu a množstvo. Neobjednávajte pomocou čísel strán, alebo referenčných čísel. Zadajte Vaše meno, meno spoločnosti, ID číslo zákazníka, fakturačnú a prepravnú adresu, telefónne číslo a objednávacie číslo dielu. Uveďte podrobné prepravné pokyny. 	<p>Vypĺňte prosím pri inštalácii pre prípad potreby v budúcnosti.</p> <p>č. modelu – _____</p> <p>Sériové č. – _____</p> <p>Zvláštne príslušenstvo stroja – _____</p> <p>Obchodné zastúpenie – _____</p> <p>Obch. zastúpenie tel. č. – _____</p> <p>ID č. zákazníka – _____</p> <p>Dátum inštalácie – _____</p>
	<p>(D) ▽ – identifikuje sadu ▲ – identifikuje časti sady</p>	

SL	<p>NAROČANJE NADOMESTNIH DELOV - glejte zgornjo sliko.</p> <p>Uporabljajte samo originalne nadomestne dele Tennant ali enakovredne dele. Dele in potrošni material lahko naročite prek spleta, po telefonu, faksu ali pošti.</p> <p>Za zagotovitev čimbolj hitre dostave sledite spodnjim navodilom.</p> <ol style="list-style-type: none"> (A) Ugotovite model stroja. (B) Na ploščici s podatki poiščite serijsko številko stroja. (C) Poskrbite, da na seznamu nadomestnih delov poiščete pravilno serijsko številko. Poiščite številko dela in potrebno količino. Pri naročilih ne navajajte strani ali referenčne številke. Navedite svoje ime, ime podjetja, ID številko stranke, naslova za dostavo in izdajo računa, telefonsko številko in številko naročila. Navedite podrobna navodila za dostavo. 	<p>Prosimo, da ob vgradnji izpolnite te podatke, da vam bodo v prihodnje na voljo.</p> <p>Št. modela – _____</p> <p>Serijska številka – _____</p> <p>Dodatna oprema stroja – _____</p> <p>Prodajni predstavnik – _____</p> <p>Telefonska št. prodajnega predstavnika – _____</p> <p>Številka stranke – _____</p> <p>Datum vgradnje – _____</p>
	<p>(D) ▽ – označuje sklop ▲ – označuje dele sklopa</p>	

TR	<p>PARÇALARIN SİZİ PARÇALARI EDİLMESİ – Yukarıdaki zemaya bakın.</p> <p>Yalnızca TENNANT Company'den sağlanan veya eşdeğerde parçalar kullanın. Parça veya sarf malzemeleri çevrimiçi olarak, telefonla, faksla veya postayla sipariş edilebilir.</p> <p>Zamanında teslimat sağlamak için aşağıdaki adımları izleyin.</p> <ol style="list-style-type: none"> (A) Makine modelini belirtin. (B) Veri etiketinden makine seri numarasını belirtin. (C) Parça listesinden uygun seri numarasından kullanımdan emin olun. Parça numarasını ve miktarı belirtin. Sayfa veya referans numaralarını kullanarak sipariş vermeyin. Adresleriniz, şirketinizin adresi, müşteri kimlik numarasını, faturalama ve sevkiyat adreslerini, telefon numarasını ve satış alma sipariş numarasını belirtin. Ayrıntılı sevkiyat talimatlarını belirtin. 	<p>Müşeri tarihlerde başvurmak için lütfen kurulum sırasında doldurun.</p> <p>Model No. – _____</p> <p>Seri No. – _____</p> <p>Makine Seçenekleri – _____</p> <p>Satış Temsilcisi – _____</p> <p>Satış Temsilcisi telefon no. – _____</p> <p>Müşteri Kimlik Numarası – _____</p> <p>Kurulum Tarihi – _____</p>
	<p>(D) ▽ – bir tertibatı belirtir ▲ – tertibattaki parçaları belirtir</p>	

GENERAL RECOMMENDED MAINTENANCE

M20, G/LP, CE

General Recommended Maintenance Items

Ref.	Part No.	Serial Number	Description	Qty.
▽	9002553	(0000-0499) Maint Kit, Gas, 400hr[M20/T20]	1
▲	372575	(0000-0499) Sparkplug [Gm]	4
▲	369746	(0000-0499) Element, Fltr, Air [Dn]	1
▲	372440	(0000-0499) Filter, Fuel [Gm 1.6l/3.0l]	1
▽	9002554	(0000-0222) Maint Kit, Lpg, 400hr[M20/T20]	1
▲	372575	(0000-0222) Sparkplug [Gm]	4
▲	369746	(0000-0222) Element, Fltr, Air [Dn]	1
▲	372615	(0000-0222) Filter Kit, Fuelock, Lpg	1
▽	9007382	(0223-0499) Maint Kit, 400hr [M20/T20/M30 Lpg 2010]	1
▲	372575	(0223-0499) Sparkplug [Gm]	4
▲	369746	(0223-0499) Element, Fltr, Air [Dn]	1
▲	9007380	(0223-0499) Filter Kit, Fuelock, Lpg [Gm1.6l 2010]	1
▽	9002555	(0000-) Maint Kit, Gas, 800hr[M20/T20]	1
▲	31613	(0000-) Strainer, Hyd, 25 Gpm 100 Mesh	1
▲	25122	(0000-) Cap, Breather, Hyd, 2.4 Ds	1
▲	1021579	(0000-) Filter Assy [Pt4 936498]	1
▲	372440	(0000-) Filter, Fuel [Gm 1.6l/3.0l]	1
▽	9002613	(0000-0222) Maint Kit, Lpg, 800hr[M20/T20]	1
▲	31613	(0000-0222) Strainer, Hyd, 25 Gpm 100 Mesh	1
▲	25122	(0000-0222) Cap, Breather, Hyd, 2.4 Ds	1
▲	1021579	(0000-0222) Filter Assy [Pt4 936498]	1
▲	372615	(0000-0222) Filter Kit, Fuelock, Lpg	1
▽	9007381	(0223-) Maint Kit, Lpg, 800hr [M20/T20/M30 Lpg 2010]	1
▲	31613	(0223-) Strainer, Hyd, 25 Gpm 100 Mesh	1
▲	25122	(0223-) Cap, Breather, Hyd, 2.4 Ds	1
▲	1021579	(0223-) Filter Assy [Pt4 936498]	1
▲	9007380	(0223-) Filter Kit, Fuelock, Lpg [Gm1.6l 2010]	1
	371972	(0000-) Element, Fltr, Oil, Eng, Spin-On	1
	1048295AM	(0000-) Filter, Soltn, 20mesh, Pm12 3.1d 02.6l	1
	1018296	(0000-) Filter, Panl, Dust, 4.2 X 20.0 X 30.0	1
	87866	(0000-) Key, Ignition [Set Of 2]	1
	10137	(0000-) Battery, Wet, 12vdc 0475cca	1
	20833	(0000-) Wheel, 3.0d 1.38w 0.50b	2
	1033644	(0000-) Belt, Ribbed, 38.5l	1
	1024586	(0000-) Skirt, Neo, .06, 06.85w 27.95l, 08 Hole	2
	1019295	(0000-) Skirt, Neo, .18, 10.37w 27.95l, 12 H&S	2
	1020166	(0000-) Skirt, Neo, .06, 12.00w 45.88l, 07 Hole	1
	1022009	(0000-) Skirt, Neo, .06, 06.38w 40.86l, 06 Hole	1
	1022007	(0000-) Skirt, Rbr, .37, 04.50w 40.94l, 06 Hole	1
	1017868	(0000-) Blade, Sqge, Front [Linard]	1
	1031331	(0000-) Blade, Sqge, Rear, Linatex	1
	83874	(0000-) Gasket, Sqge	2
	1031011	(0000-) Blade, Sqge, 37.08l Linatex	2
	1027719	(0000-) Blade, Sqge, Front, 49.59l Pyu	1
	1031945	(0000-) Blade, Sqge, Rear, 53.78L Pyu	1

GENERAL RECOMMENDED MAINTENANCE

General Recommended Maintenance Items

Ref.	Part No.	Serial Number	Description	Qty.
	1031823	(0000-) Blade, Sqge, .38 3.55w 038.3l, Ure	2
	1027716	(0000-0178) Squeegee Assy, Sba, Ure	1
	1059091	(0179-) Blade, Sqge, Side Brush, Urethane	1
	1059092	(0179-) Blade, Sqge, Side Brush, Urethane	1
	1025005	(0000-0178) Squeegee Assy, Sba, Linatex	1
	1046980	(0179-) Blade, Sqge, Side Brush, Linatex	1
	1047238	(0179-) Blade, Sqge, Side Brush, Linatex	1
	363413	(0000-) Tire Assy, Solid, 16.0x3.5 2.43b	1
	84597	(0000-) Tire Assy, Solid, 18.0x6.0 4.5bc/5bolt	1
	9010622	(0500-) Plug, Spark	4
	1057710	(0000-) Oil, Hyd [El, Iso 100, 01gal]	1
	1057711	(0000-) Oil, Hyd [El, Iso 100, 05gal]	1
	1069019	(0000-) Oil, Hyd [El, Iso 68, 01gal]	1
	1069020	(0000-) Oil, Hyd [El, Iso 68, 05gal]	1
	1057707	(0000-) Oil, Hyd [El, Iso 32, 01gal]	1
	1057708	(0000-) Oil, Hyd [El, Iso 32, 05gal]	1


SECTION 2

Contents	Page	Contents	Page
Fig. 1 – Brushes, Replacement, Scrub Head . . .	2-4	Fig. 40 – Engine Radiator Hose Group (0196–0499)	2-82
Fig. 2 – Brushes, Replacement, Side Brush	2-5	Fig. 41 – Engine Radiator Hose Group (0500–)	2-84
Fig. 3 – Main Frame Group	2-6	Fig. 42 – Battery and Electrical Group	2-86
Fig. 4 – Operator Station Group	2-8	Fig. 43 – Wheel Group, Front Drive	2-88
Fig. 5 – Operator Station Insulation Group	2-10	Fig. 44 – Wheel Group, Rear	2-90
Fig. 6 – Instrument Panel Group	2-12	Fig. 45 – Brake Pedal Linkage Group	2-92
Fig. 7 – Seat Group	2-14	Fig. 46 – Directional Pedal Group	2-94
Fig. 8 – Steering Group	2-16	Fig. 47 – Hydraulic Pump Linkage Group	2-96
Fig. 9 – Front Cover Group	2-18	Fig. 48 – Hopper Lift Arms Group	2-98
Fig. 10 – Engine Cover Group	2-20	Fig. 49 – Hopper and Debris Screen Group . . .	2-100
Fig. 11 – Engine and Mount Group (0000–0499)	2-22	Fig. 50 – Hopper Cover and Dust Filter Group .	2-102
Fig. 12 – Engine and Mount Group, Gas (0500–)	2-24	Fig. 51 – Hopper Bumper Group	2-104
Fig. 13 – Engine and Mount Group, LPG (0500–)	2-26	Fig. 52 – Hopper Door Group (0000–0204) . . .	2-106
Fig. 14 – Engine EFI Group, Gasoline (0000–0046)	2-28	Fig. 53 – Hopper Door Group (0205–)	2-108
Fig. 15 – Engine EFI Group, Gasoline (0047–0222)	2-30	Fig. 54 – Cylindrical Scrub Brush Drive Group, Left Side	2-110
Fig. 16 – Engine EFI Group, Gasoline (0223–0499)	2-32	Fig. 55 – Cylindrical Scrub Brush Drive Group, Right Side	2-112
Fig. 17 – Engine EFI Group, Gasoline (0500–)	2-34	Fig. 56 – Cylindrical Scrub Brush Head Lift Group	2-114
Fig. 18 – Engine EFI Group, LPG (0000–0046) .	2-36	Fig. 57 – Cylindrical Brush Head Skirt Group . .	2-116
Fig. 19 – Engine EFI Group, LPG (0047–0499) .	2-40	Fig. 58 – Squeegee Lift Group, Rear	2-118
Fig. 20 – Engine EFI Group, LPG (0500–) . .	2-42	Fig. 59 – Squeegee Group, Rear	2-120
Fig. 21 – Engine Vaporizer Group, LPG (0047–0222)	2-44	Fig. 60 – Squeegee Linkage Group, Rear	2-122
Fig. 22 – Engine Vaporizer Group, LPG (0223–0499)	2-46	Fig. 61 – Squeegee Group, Right Side	2-124
Fig. 23 – Engine Fuel Tank Group, Gasoline (0000–0046)	2-48	Fig. 62 – Squeegee Lift Group, Right Side . . .	2-126
Fig. 24 – Engine Fuel Tank Group, Gasoline (0047–)	2-50	Fig. 63 – Squeegee Group, Left Side	2-128
Fig. 25 – Engine Fuel Tank Group, LPG	2-52	Fig. 64 – Squeegee Lift Group, Left Side	2-130
Fig. 26 – Engine Air Cleaner Group, Gasoline (0000–0046)	2-54	Fig. 65 – Solution Tank Group	2-132
Fig. 27 – Engine Air Cleaner Group, Gasoline (0047–0499)	2-56	Fig. 66 – Solution Tank Drain Group	2-134
Fig. 28 – Engine Air Cleaner Group, Gasoline (0500–)	2-58	Fig. 67 – Solution Control Group	2-136
Fig. 29 – Engine Air Cleaner Group, LPG (0000–0046)	2-60	Fig. 68 – Recovery Tank Group	2-138
Fig. 30 – Engine Air Cleaner Group, LPG (0047–0499)	2-62	Fig. 69 – Recovery Tank Drain Group	2-140
Fig. 31 – Engine Air Cleaner Group, LPG (0500–)	2-64	Fig. 70 – Vacuum Fan Group, Scrubbing	2-142
Fig. 32 – Engine Alternator and Fan Group (0000–0499)	2-66	Fig. 71 – Vacuum Fan Group, Sweeping	2-144
Fig. 33 – Engine Alternator and Fan Group (0500–)	2-68	Fig. 72 – Hydraulic Schematic (0000–0131) . . .	2-146
Fig. 34 – Engine Muffler Group (0000–0046) . .	2-70	Fig. 73 – Hydraulic Schematic (0132–0270) . .	2-148
Fig. 35 – Engine Muffler Group (0047–0499) . .	2-72	Fig. 74 – Hydraulic Schematic (0271–)	2-150
Fig. 36 – Engine Muffler Group (0500–) . .	2-74	Fig. 75 – Hydraulic Hose Group, Steering and Propel	2-152
Fig. 37 – Engine Radiator Group (0000–0195) . .	2-76	Fig. 76 – Hydraulic Hose Group, Pump and Vacuum Fans	2-154
Fig. 38 – Engine Radiator and Mount Group (0196–0499)	2-78	Fig. 77 – Hydraulic Hose Group, Brush and Hopper	2-156
Fig. 39 – Engine Radiator and Mount Group (0500–)	2-80	Fig. 78 – Hydraulic Hose Group, Squeegee Lift	2-158
		Fig. 79 – Hydraulic Pumps Group	2-160
		Fig. 80 – Hydraulic Cooler and Tubes Group . .	2-162
		Fig. 81 – Hydraulic Reservoir Group	2-164
		Fig. 82 – Hydraulic Valves Group (0000–0131)	2-166
		Fig. 83 – Hydraulic Valve Group (0132–) . .	2-168
		Fig. 84 – Electrical Schematic, GM (0000–0046)	2-170
		Fig. 85 – Electrical Schematic, GM (0047–0145)	2-174
		Fig. 86 – Electrical Schematic, GM (0145–xxxx)	2-178

STANDARD PARTS

Contents	Page
Fig. 87 – Electrical Schematic, GM (xxxx-0499)	2-184
Fig. 88 – Electrical Schematic, Mitsubishi (0500-)	2-190
Fig. 89 – Electrical Schematic, Gas/LPG Engine Harness, GM (0000-0046)	2-198
Fig. 90 – Electrical Schematic, Gas Engine Harness, GM (0047-0222)	2-200
Fig. 91 – Electrical Schematic, Gas Engine Harness, GM (0223-0499)	2-202
Fig. 92 – Electrical Schematic, Gas Engine Harness, Mitsubishi (0500-)	2-204
Fig. 93 – Electrical Schematic, LPG Engine Harness, GM (0047-0222)	2-206
Fig. 94 – Electrical Schematic, LPG Engine Harness, GM (0223-0499)	2-208
Fig. 95 – Electrical Schematic, LPG Engine Harness, Mitsubishi (0500-)	2-210
Fig. 96 – Electrical Wire Harnesses Group, Main	2-212
Fig. 97 – Electrical Wire Harness Group, Headlight	2-226
Fig. 98 – Electrical Wire Harness Group, Hopper	2-227
Fig. 99 – Electrical Wire Harness Group, Hopper Cover	2-230
Fig. 100 – Electrical Wire Harness Group, Gasoline/LPG Engine	2-232
Fig. 101 – Electrical Wire Harness Group, Gasoline/LPG Engine Adapter Harness	2-235
Fig. 102 – Label Group	2-236

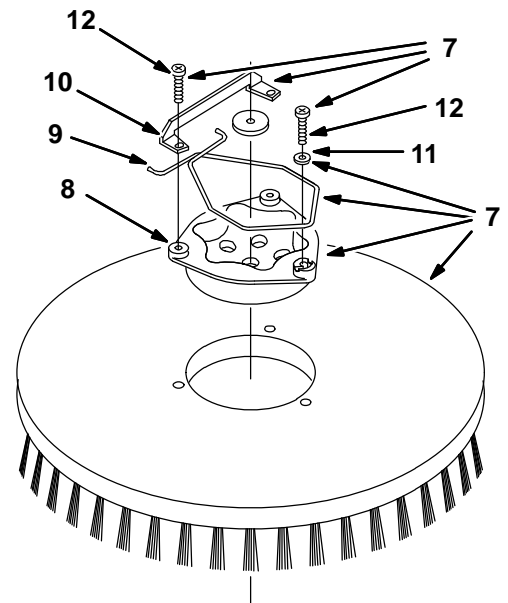
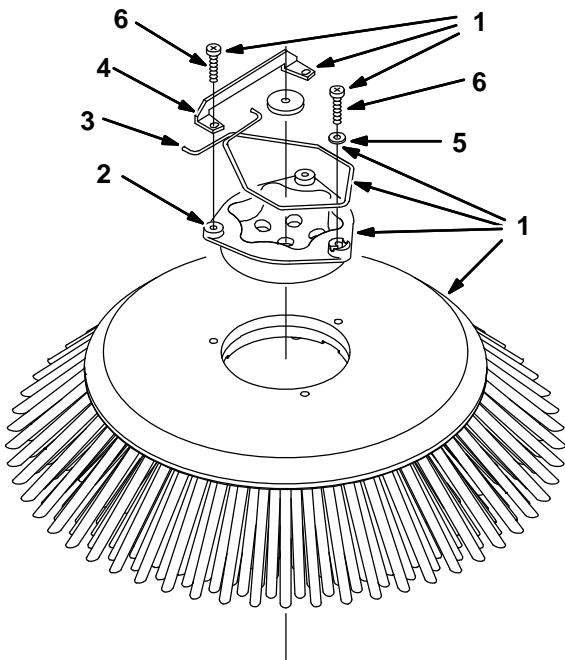
Fig. 1 – Brushes, Replacement, Scrub Head



354408

Ref.	Part No.	Serial Number	Description	Qty.
1	1026223	(0000–) Brush, Swp / Scb, 40L, Polypropylene	2
1	1026222	(0000–) Brush, Swp / Scb, 40L, Super Abrasive	2
1	1027697	(0000–) Brush, Swp / Scb, 40L, Polyester	2
1	1030969	(0000–) Brush, Swp / Scb, 40L, Heavy Duty Polypropylene	2
2	1040524	(0000–) Brush, Swp / Scb, 40L, Wndw, Polypropylene	2
2	1059640	(0000–) Brush, Swp / Scb, 40L, Wndw, Super Abrasive	2

Fig. 2 – Brushes, Replacement, Side Brush



354584

Ref.	Part No.	Serial Number	Description	Qty.
▽	1	1027688	(0000-) Brush Assy, Disk, Swp, 24.0d, Polypropylene	1
▲	2	15539	(0000-) Hub, Drive, Brush, Disk, 3hole 5.8bc[6t]	1
▲	3	14838	(0000-) Spring, Wir, 0.16d, Brush Retaining	1
▲	4	24299	(0000-) Bracket, Retainer, Spring	1
▲	5	01684	(0000-) Washer, Flat, 0.27b 0.69d .05, Ss	1
▲	6	32746	(0000-) Screw, Pan, Phl, M6 X 1.00 X 35, Ss	3
▽	7	1042499	(0000-) Brush Assy, Disk, Scg, 16.0 D, Soft Nylon	1
▲	8	1017368	(0000-) Hub, Drive, Brush, Disk, 3hole 5.8bc	1
▲	9	14838	(0000-) Spring, Wir, 0.16d, Brush Retaining	1
▲	10	24299	(0000-) Bracket, Retainer, Spring	1
▲	11	01684	(0000-) Washer, Flat, 0.27b 0.69d .05, Ss	1
▲	12	32746	(0000-) Screw, Pan, Phl, M6 X 1.00 X 35, Ss	3
▽	7	1042500	(0000-) Brush Assy, Disk, Scg, 16.0 D, Heavy Duty Polypropylene	1
▲	8	1017368	(0000-) Hub, Drive, Brush, Disk, 3hole 5.8bc	1
▲	9	14838	(0000-) Spring, Wir, 0.16d, Brush Retaining	1
▲	10	24299	(0000-) Bracket, Retainer, Spring	1
▲	11	01684	(0000-) Washer, Flat, 0.27b 0.69d .05, Ss	1
▲	12	32746	(0000-) Screw, Pan, Phl, M6 X 1.00 X 35, Ss	3
▽	7	1042504	(0000-) Brush Assy, Disk, Scg, 16.0 D, Super Abrasive	1
▲	8	1017368	(0000-) Hub, Drive, Brush, Disk, 3hole 5.8bc	1
▲	9	14838	(0000-) Spring, Wir, 0.16d, Brush Retaining	1
▲	10	24299	(0000-) Bracket, Retainer, Spring	1
▲	11	01684	(0000-) Washer, Flat, 0.27b 0.69d .05, Ss	1
▲	12	32746	(0000-) Screw, Pan, Phl, M6 X 1.00 X 35, Ss	3

Fig. 3 – Main Frame Group

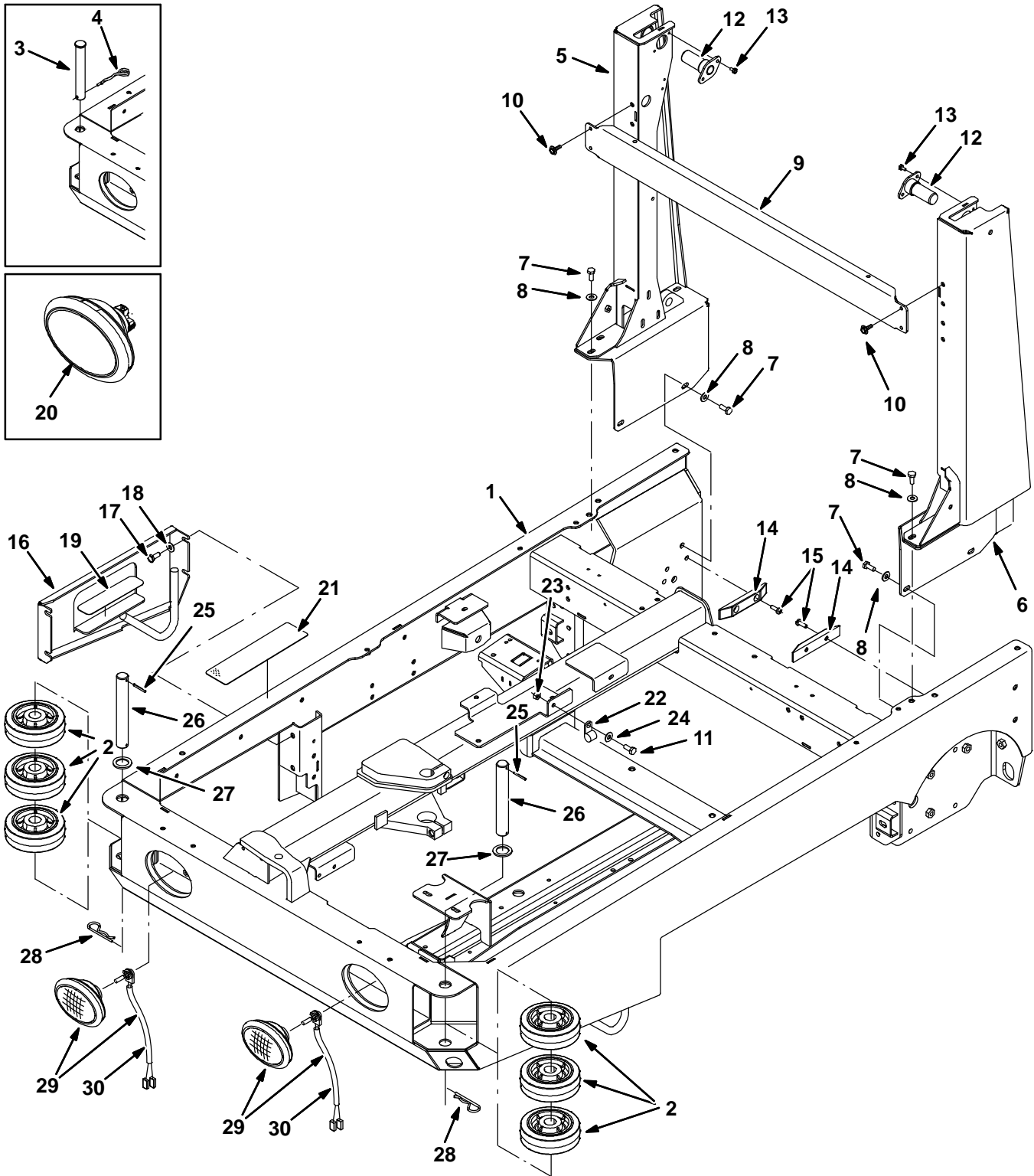


Fig. 3 – Main Frame Group

Ref.	Part No.	Serial Number	Description	Qty.	
1	9002401	(0000–) Frame Wldt, Main, Replmt [m20 & T20]	1	
2	1060130	(0000–) Wheel, 06.0D 2.00W 1.19B, Gray Rbr	6	
3	9006334	(0000–0206) Pin Kit, Wheel, Ci [M20/T20/M30]	2	
4	761490	(0000–0206) Pin, Cotter, Hair, Dbl	2	
5	9002400	(0000–) Tower, Wldt, Lift, Rh, Replmt [M20]	1	
6	9002399	(0000–) Tower, Wldt, Lift, Lh, Replmt [M20]	1	
7	39283	(0000–) Screw, Hex, M10 X 1.5 X 25, 8.8	10	
8	32492	(0000–) Washer, Flat, 0.38 Std	10	
9	1017791	(0000–) Channel, Upper, Tower, Lift	1	
10	1037346	(0000–) Screw, Hex, M8 X 1.25 X 25, 9.8, Sems	4	
11	39277	(0004–) Screw, Hex, M8 X 1.25 X 25, 8.8	1	
12	1019251	(0000–) Pin Wldt, Pivot, Hppr	2	
13	74455	(0000–) Screw, Hex, M6 X 1.0 X 12, Fmg	4	
14	1021327	(0000–) Block, Guide, Hppr	2	
15	367771	(0000–) Screw, Pan, M8 X 1.25 X 25, Ss	4	
16	1027916	(0000–) Panel Wldt, Filler	1	
17	12317	(0000–) Screw, Hex, M10 X 1.5 X 30, Ss	4	
18	01686	(0000–) Washer, Flat, 0.44b 1.00d .08, Ss	4	
19	363458	(0000–) Tread, Non–Skid, 01.9w 08.0l	1	
▽	20	1019225	(0000–0294) Headlight, 12vdc, 27watt, 2.1a, Oval Rpl by1060942	2
▲		1031826	(0000–0294) Lamp, 12vdc [Speaker]	1
▲		1031827	(0000–0294) Receptacle, Lamp [Speaker]	1
	21	58819	(0000–) Tread, Non–Skid, 03.0w 11.6l	1
	22	53466	(0004–) Clamp, Cable, Stl, 1.50d X 1.00w, 1hole	1
	23	08709	(0004–) Nut, Hex, Lock, M8 X 1.25, NI	1
	24	32491	(0004–) Washer, Flat, 0.31, Std	1
	25	23146	(0207–) Pin, Roll, .187d X 1.62l, .187/.192	2
	26	1053838	(0207–) Pin, 30mmd X 215mml	2
	27	1062566	(0207–) Washer, Flat, 1.26B 1.88D .13, Stl, PI	2
	28	34411	(0207–) Pin, Cotter, Hair, 1.00d .178 Wir	2
▽	29	1060942	(0295–) Headlight, 12Vdc, Oval, Halogen	2
▲	30	9007513	(0295–) Lamp, Halogen [Speaker]	1

Fig. 4 – Operator Station Group

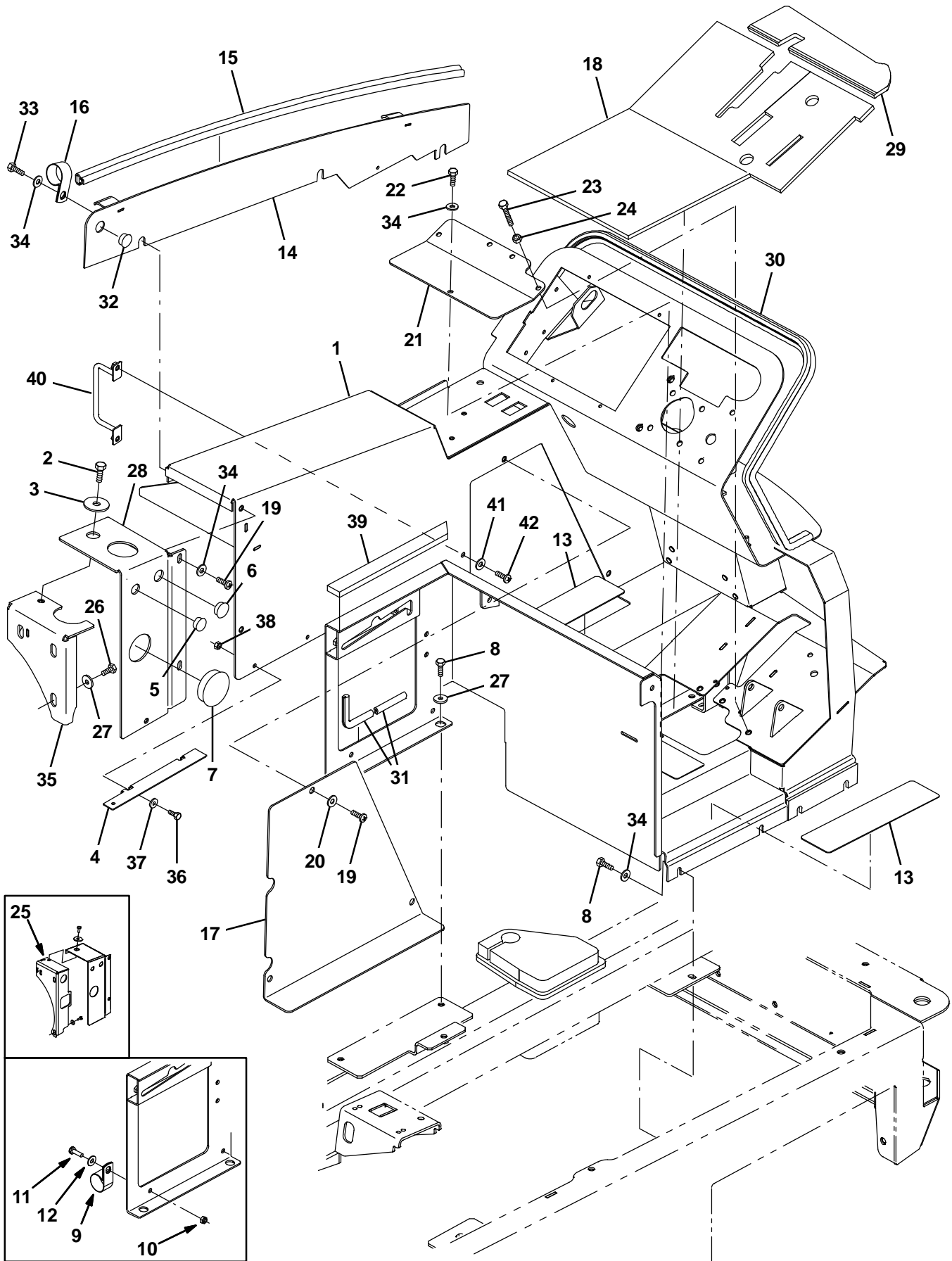


Fig. 4 – Operator Station Group

Ref.	Part No.	Serial Number	Description	Qty.
1	9002409	(0000–) Panel Wldt, Gas, Replmt	1
1	9002380	(0000–) Panel Wldt, Gas, Replmt [W/Fast]	1
1	9002381	(0000–) Panel Wldt, Gas, W/ Es, Replmt	1
1	9003434	(0000–) Panel Wldt, LPG, Replmt, Ce	1
1	9003435	(0000–) Panel Wldt, LPG, Replmt, Ce [W/Fast]	1
1	9003436	(0000–) Panel Wldt, LPG, Replmt, Ce [W/Es]	1
2	39283	(0000–) Screw, Hex, M10 X 1.5 X 25, 8.8	1
3	04414	(0000–) Washer, Flat, 0.53b 1.88d .12, Stl, Pl	1
4	1047169	(0000–) Bracket, Mtg, Insulation	2
5	82727	(0000–) Plug, Hole, Rnd, 0.88h .03–.12, Blk Nyl	1
6	01493	(0000–) Plug, Hole, Rnd, 1.00h .03–.12, Blk Nyl	1
7	1030017	(0000–) Plug, Hole, Rnd, 2.50h .03–.25, Blk Nyl	1
8	16931	(0000–) Screw, Hex, M8 X 1.25 X 20, 8.8	8
9	70157	(0000–0003) Clamp, Cable, Ss, 2.50d X 1.00w, 1h	1
10	08709	(0000–0003) Nut, Hex, Lock, M8 X 1.25, NI	2
11	39277	(0000–0003) Screw, Hex, M8 X 1.25 X 25, 8.8	7
12	32491	(0000–0003) Washer, Flat, 0.31, Std	18
13	58819	(0000–) Tread, Non–Skid, 03.0w 11.6l	4
14	1025435	(0000–0046) Panel Wldt, Adj	1
14	1035832	(0047–) Panel Wldt, Adj [2007]	1
15	1030593	(0000–) Seal, Afmkt, Bulb, 90, 0.75d F/11ga 08ft	1
16	53466	(0000–) Clamp, Cable, Stl, 1.50d X 1.00w, 1h	5
17	1021834	(0000–) Panel, Access, Door	1
18	1027218	(0000–) Mat, Floor	1
19	1031665	(0000–) Screw, Pan, M8 X 1.25 X 25, Blk	4
20	39349	(0000–) Washer, Flat, 0.31 Sae	3
21	1022699	(0000–) Panel, Access, Floor	1
22	16931	(0000–) Screw, Hex, M8 X 1.25 X 20, 8.8	4
23	363976	(0000–) Screw, Hex, M8 X 1.25 X 60, 8.8, Fl	1
24	39311	(0000–) Nut, Hex, Std, M8 X 1.25	1
25	1020540	(0000–0090) Bracket Wldt, Mtg, Tank	1
26	09740	(0000–) Screw, Hex, M8 X 1.25 X 20, Ss	3
27	1017218	(0000–) Washer, Flat, 0.32b 1.00d .12, Ss	5
28	1033975	(0000–) Bracket, Mtg	1
29	1027267	(0000–) Mat, Floor	1
30	1020904	(0000–) Seal, Panl, Instmt	1
31	1020168	(0000–) Molding, Afmkt, Trim, Pvc, .08 .11, 1ft	1
32	80288	(0047–) Plug, Hole, Rnd, 0.81h, Blk	1
33	39277	(0000–) Screw, Hex, M8 X 1.25 X 25, 8.8	6
34	32491	(0000–) Washer, Flat, 0.31, Std	17
35	1035997	(0091–) Bracket Wldt, Mtg, Tank	1
36	06942	(0000–) Screw, Hex, M6 X 1.00 X 16, 8.8	2
37	32490	(0000–) Washer, Flat, 0.25, Std	2
38	08708	(0000–) Nut, Hex, Lock, M6 X 1.00, NI	2
39	1047295	(0000–) Seal, Foam, 0.50	1
40	1071616	(0500–) Bracket Wldt, Mtg, Hose	1
41	1031665	(0500–) Screw, Pan, M8 X 1.25 X 25, Blk	2
42	39349	(0500–) Washer, Flat, 0.31 Sae	2

Fig. 5 – Operator Station Insulation Group

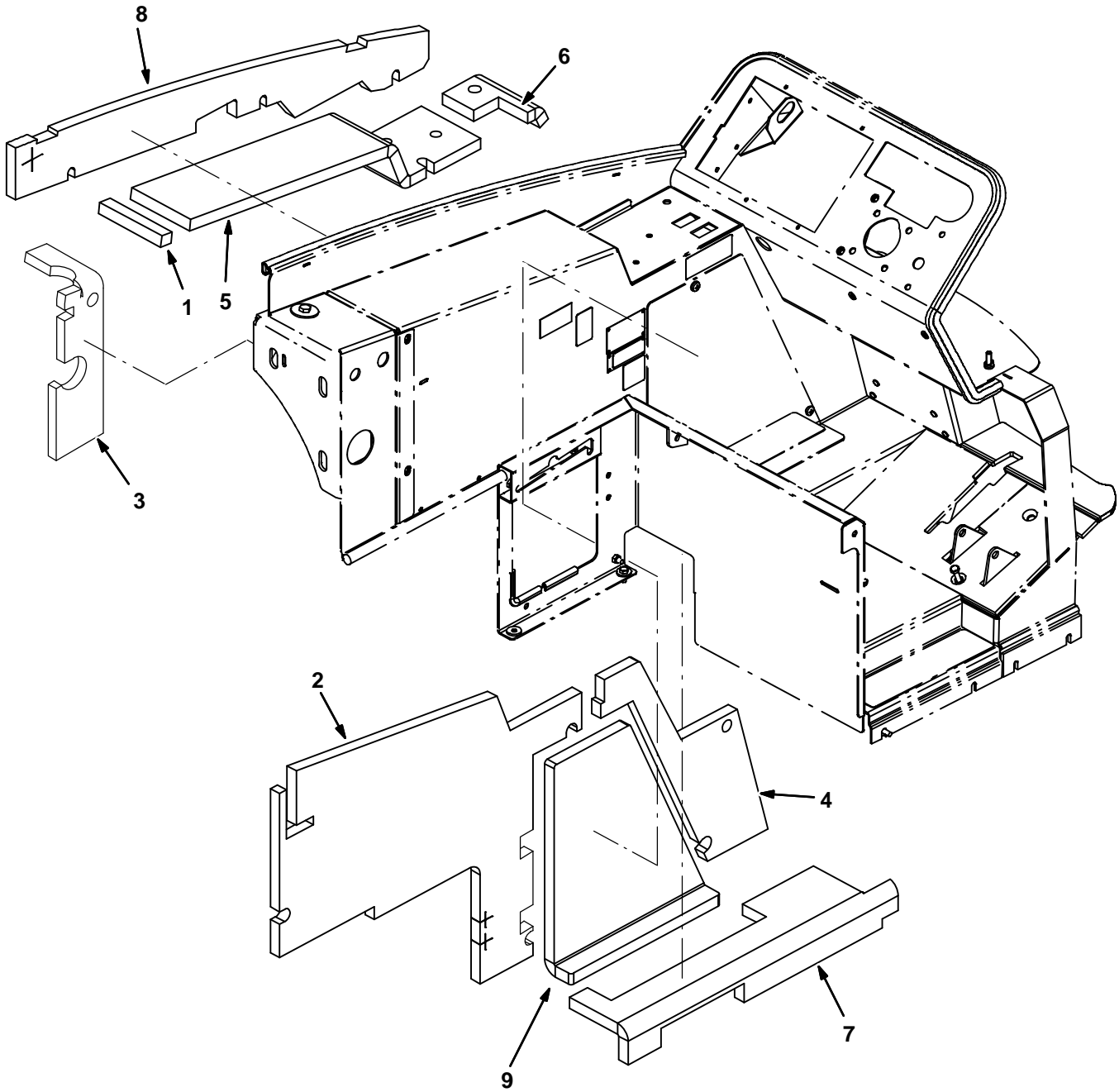


Fig. 5 – Operator Station Insulation Group

Ref.	Part No.	Serial Number	Description	Qty.
1	1034769	(0000–) Insulation, Flame-retardant, 0.75–0.88	1
2	1034765	(0000–) Insulation, Flame-retardant, 0.75–0.88	1
3	1040841	(0000–) Insulation, Flame-Retardant, 0.75–0.88	1
4	1023464	(0000–) Insulation, Flame-Retardant, 0.75–0.88	1
5	1034764	(0000–) Insulation, Flame-retardant, 0.75–0.88	1
6	1034766	(0000–) Insulation, Flame-retardant, 0.75–0.88	1
7	1034768	(0000–) Insulation, Flame-retardant, 0.75–0.88	1
8	1034770	(0000–) Insulation, Flame-retardant, 0.75–0.88	1
9	1023569	(0000–) Insulation, Flame-Retardant, 0.75–0.88	1

Fig. 6 – Instrument Panel Group

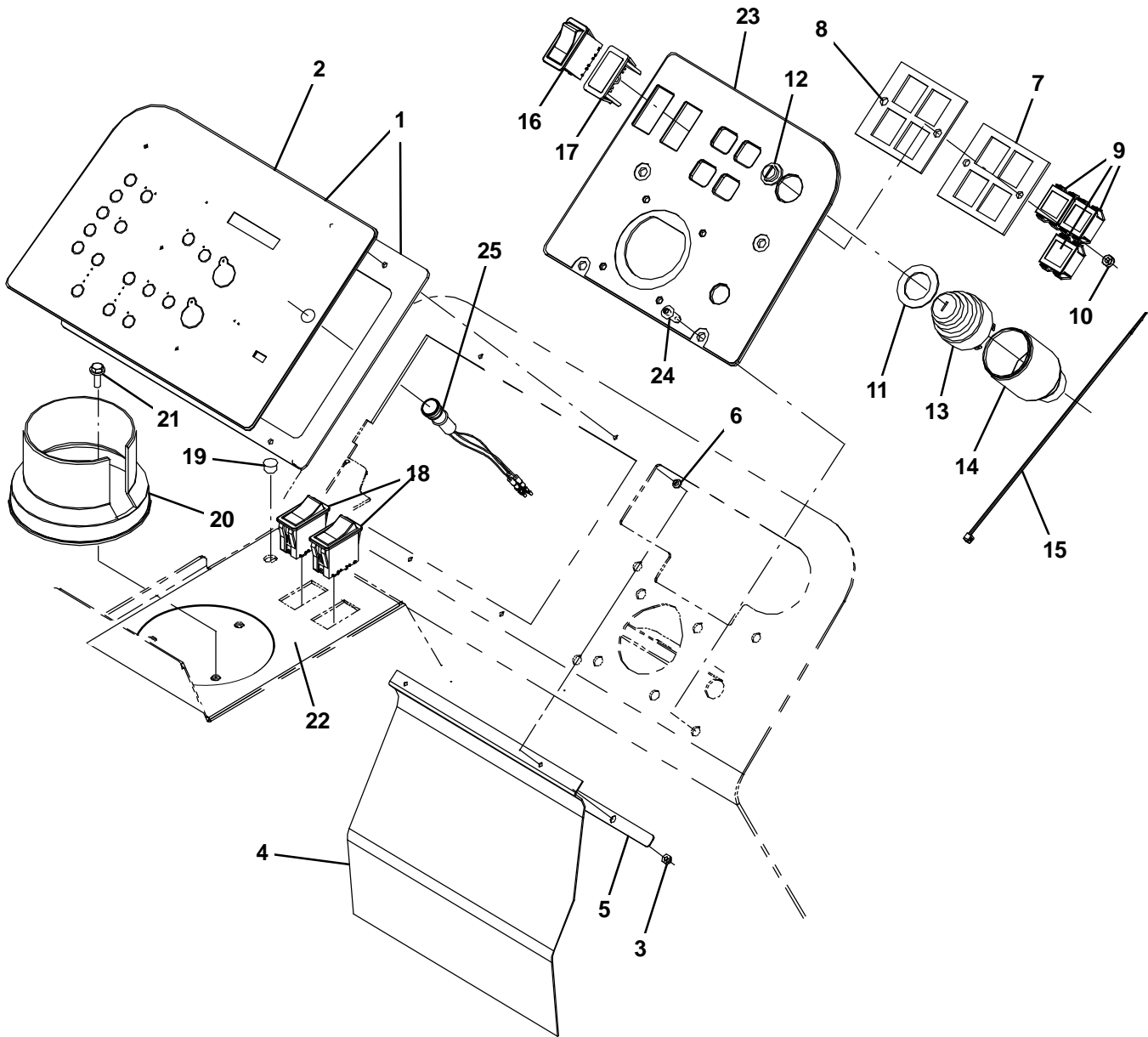


Fig. 6 – Instrument Panel Group

	Ref.	Part No.	Serial Number	Description	Qty.
▽	1	9003453	(0000-) Panel Kit, Instmt, Repair [M20/M30]	1
▲	2	9002435	(0000-) Label Kit, Panel, Replmt [M20]	1
▽	1	9007912	(0000-) Panel, Kit, Instmt, Replmt [M20/M30 ec-H20 only]	1
▲	2	9007913	(0000-) Label Kit, Panel, Replmt [M20/M30 ec-H20 only]	1
	3	16968	(0000-) Nut, Hex, Lock, #08-32, NI	4
	4	1028769	(0000-) Flap, Battery	1
	5	1028772	(0000-) Bar, Flat, Ss, .06 X .50 X 10.0l 2/.19sl	1
	6	1029362	(0000-) Washer, Shld, Nyl [8-32]	4
	7	361071	(0000-) Plate, Mtg, Light	1
	8	361073	(0000-) Seal, Rbr, Clsd, 0.13, Instmt Panl	1
	9	361075	(0000-) Light, Panl, 14vdc, , 1.1 X 1.0	4
	10	08712	(0000-) Nut, Hex, Lock, M6 X 1.0, Ss, NI	2
	11	73736	(0000-) Washer, Flat, 1.15b 1.75d .08, Stl	1
	12	382516	(0000-) Boot, .63id .29l .90w	1
▽	13	87536	(0000-) Switch, Ignition [Ku]	1
▲		87866	(0000-) Key, Ignition [Set Of 2]	1
	14	383165	(0000-) Boot, Switch, Ignition	1
	15	49266	(0000-) Tie, Cable, Nyl, 07.3l .19w 1.8 Max D	2
	16	392171	(0000-) Switch, Rocker, Dpdt On/Off/On	1
	17	398501	(0000-) Plug, Hole, Rt, Rocker Switch, .87 X 1.7	1
	18	398508	(0000-) Switch, Rocker, Dpdt Mom/Off/Mom	2
	19	56992	(0000-) Plug, Hole, Rnd, 0.50h .03-.12, Blk Nyl	1
	20	223599	(0000-) Cup Holder, Rwk	1
	21	1036892	(0000-) Screw, Hex, M6 X 1.00 X 25, 9.8 Sems	3
	22	1024287	(0000-) Label, Switch, Rocker [M20/M30]	1
	23	9004880	(0000-) Panel, Instmt, Rh, Gas, Replmt	1
	23	9002392	(0000-) Panel, Instmt, Rh, Lpg, Replmt, Ce	1
	24	1031665	(0000-) Screw, Pan, M8 X 1.25 X 25, Blk	4
	25	1041822	(0000-) Light, Led, .312D, 2 Volt [Tri-Color] (ec-H20 only)	1

Fig. 7 – Seat Group

Ref.	Part No.	Serial Number	Description	Qty.	
1	1034767	(0000–) Insulation, Flame–retardant, 0.75–0.88	1	
2	1019228	(0000–) Plate Wldt, Seat	1	
3	1025736	(0000–) Latch	1	
4	09252	(0000–) Screw, Hex, M5 X 0.8 X 20, 8.8	2	
5	19066	(0000–) Washer, Flat, #10	2	
6	06549	(0000–) Nut, Hex, Lock, M5 X 0.8, NI	2	
7	49800	(0000–) Latch	1	
8	02850	(0000–) Nut, Hex, Lock, M4 X 0.7, NI	4	
9	06929	(0000–) Screw, Pan, M4 X 0.7 X 25, 4.8	4	
10	19065	(0000–) Washer, Flat, #08	2	
11	1023499	(0000–) Insulation, Flame–Retardant, 1.0	1	
12	223080	(0000–) Arm Wldt, Safety, Sppt, Seat, .38d 06.5d	1	
13	06943	(0000–) Screw, Hex, M6 X 1.0 X 20, 8.8	1	
14	32483	(0000–) Washer, Flat, 0.25 Sae	9	
15	08708	(0000–) Nut, Hex, Lock, M6 X 1.0, NI	1	
16	21851	(0000–) Spacer, Plstc, Ny	1	
17	09740	(0000–) Screw, Hex, M8 X 1.25 X 20, Ss	3	
18	1017218	(0000–) Washer, Flat, 0.32b 1.00d .12, Ss	11	
▽	19	1022105	(0000–) Seat, Suspension, W/1 Arm And Belt	1
▲		1066893	(0000–) Seatbelt, Retractable [Deluxe Seat]	1
20	32491	(0000–) Washer, Flat, 0.31, Std	4	
21	32983	(0000–) Nut, Hex, Lock, .31–18, NI	4	
22	364749	(0000–) Washer, Flat, 0.41b 1.25d .12, Pye	1	
23	32492	(0000–) Washer, Flat, 0.38 Std	2	
24	08085	(0000–) Pin, Cotter, Hair, 0.31d .058 Wir	1	
25	1022005	(0000–) Cover, Lower	1	
26	1031665	(0000–) Screw, Pan, M8 X 1.25 X 25, Blk	2	
27	39349	(0000–) Washer, Flat, 0.31 Sae	2	
28	1018776	(0000–) Shroud, Seat	1	
29	1026825	(0000–) Bracket, Latch, Shrd, Seat	1	
30	09200	(0000–) Screw, Pan, M5 X 0.8 X 12, Ss	8	
31	1024464	(0000–) Hinge Wldt, Shrd, Rh	2	
32	16931	(0000–) Screw, Hex, M8 X 1.25 X 20, 8.8	8	
33	1024425	(0000–) Hinge Wldt, Shrd, Rh	2	
34	1025916	(0000–) Grill, Side	1	
35	41178	(0000–) Washer, Flat, 0.25 Fendr	6	
36	1020487	(0000–) Bracket, Seat, Adj	1	
37	1030588	(0000–) Seal, Afmkt, Bulb, 90, 0.75d F/11ga 02ft	1	
38	1031206	(0000–) Seal, Afmkt, Bulb, 90, 0.50d, 02ft	1	
39	58494	(0000–) Stud, Ball, .39d .31–16, Gasspring	2	
40	368391	(0000–) Gasspring, 180lb, 03.0strk	1	
41	01760	(0000–) Nut, Hex, Lock, .31–18, NI, Thin	2	
42	10632–8	(0160–) Grommet, Rbr, 0.75ld, F/1.3H, .12 Matl	2	

Fig. 8 - Steering Group

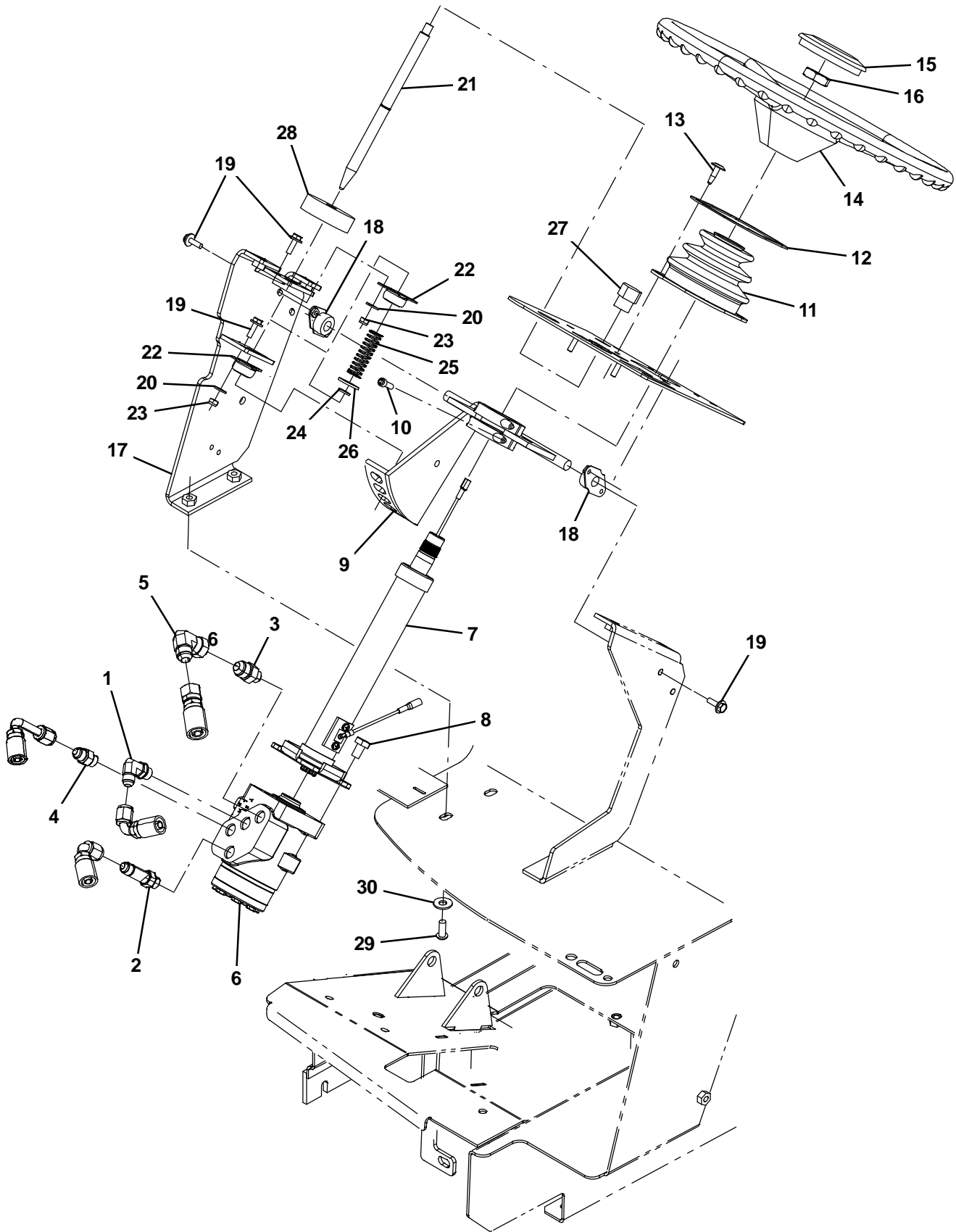


Fig. 8 – Steering Group

Ref.	Part No.	Serial Number	Description	Qty.	
1	56820	(0000–) Fitting, Hyd, E90, Jm06/Om06	1	
2	59577	(0000–) Fitting, Hyd, Str, Jm06/Om06, L	1	
3	56835	(0000–) Fitting, Hyd, Str, Jm08/Om06	1	
4	56690	(0000–) Fitting, Hyd, Str, Jm06/Om06	1	
5	17980	(0000–) Fitting, Hyd, E90, Jf08/Jm08	1	
6	1024260	(0000–) Steer–Control, Hyd#05, 06.1 2030 (See Breakdowns)	1	
7	1021265	(0000–) Column, Steering, 09.9L 0.86D 36Tooth	1	
8	06960	(0000–) Screw, Hex, M10 X 1.5 X 16, 8.8	4	
▽	9	73027	(0000–) Bracket Wldt, Steering, Tilt	1
▲	10	01681	(0000–) Screw, Soc, .25–20 X 0.75, Al	4
11	70622	(0000–) Boot, Bellows, 3.1l 4.4w 2.8h 1hole, Neo	1	
12	70623	(0000–) Retainer, Boot, Steering Column	1	
13	72970	(0000–) Rivet, Plstc, .250d X 0.898	4	
14	768481	(0000–) Wheel, Steering, 14.3d 0.81b 36tooth	1	
15	1024478	(0000–) Button, Cntrl, Horn	1	
16	56185	(0000–) Nut, Hex, Jam, M20 X 1.5	1	
17	1024695	(0000–) Bracket Wldt, Tilt, Rh	1	
18	70709	(0000–) Bearing, Flng, 2–Hole, 0.50b	2	
19	1040467	(0000–) Screw, Hex, M6 X 1.00 X 20, 9.8, Sems	8	
20	32483	(0000–) Washer, Flat, 0.25 Sae	4	
21	1023926	(0000–) Pin, Locking, Steering, Tilt	1	
22	47585	(0000–) Bearing, Flng, 2hole, 0.50b [Nyl]	2	
23	08708	(0000–) Nut, Hex, Lock, M6 X 1.0, NI	4	
24	70717	(0000–) Ring, Retaining, Ext, 0.50d, Hd	1	
25	22290	(0000–) Spring, Cmpr, 18.8d, 1.6w, 57.1l	1	
26	32486	(0000–) Washer, Flat, 0.50 Sae	1	
27	04706	(0000–) Knob, Tee, 2.5x1.0 1.1l 0.38–16 Plstc	1	
28	75968	(0000–) Insulation, Acstc, Rnd, 0.8, 02.5d 0.5h	1	
29	1031665	(0000–) Screw, Pan, M8 X 1.25 X 25, Blk	2	
30	32491	(0000–) Washer, Flat, 0.31, Std	2	

Fig. 9 – Front Cover Group

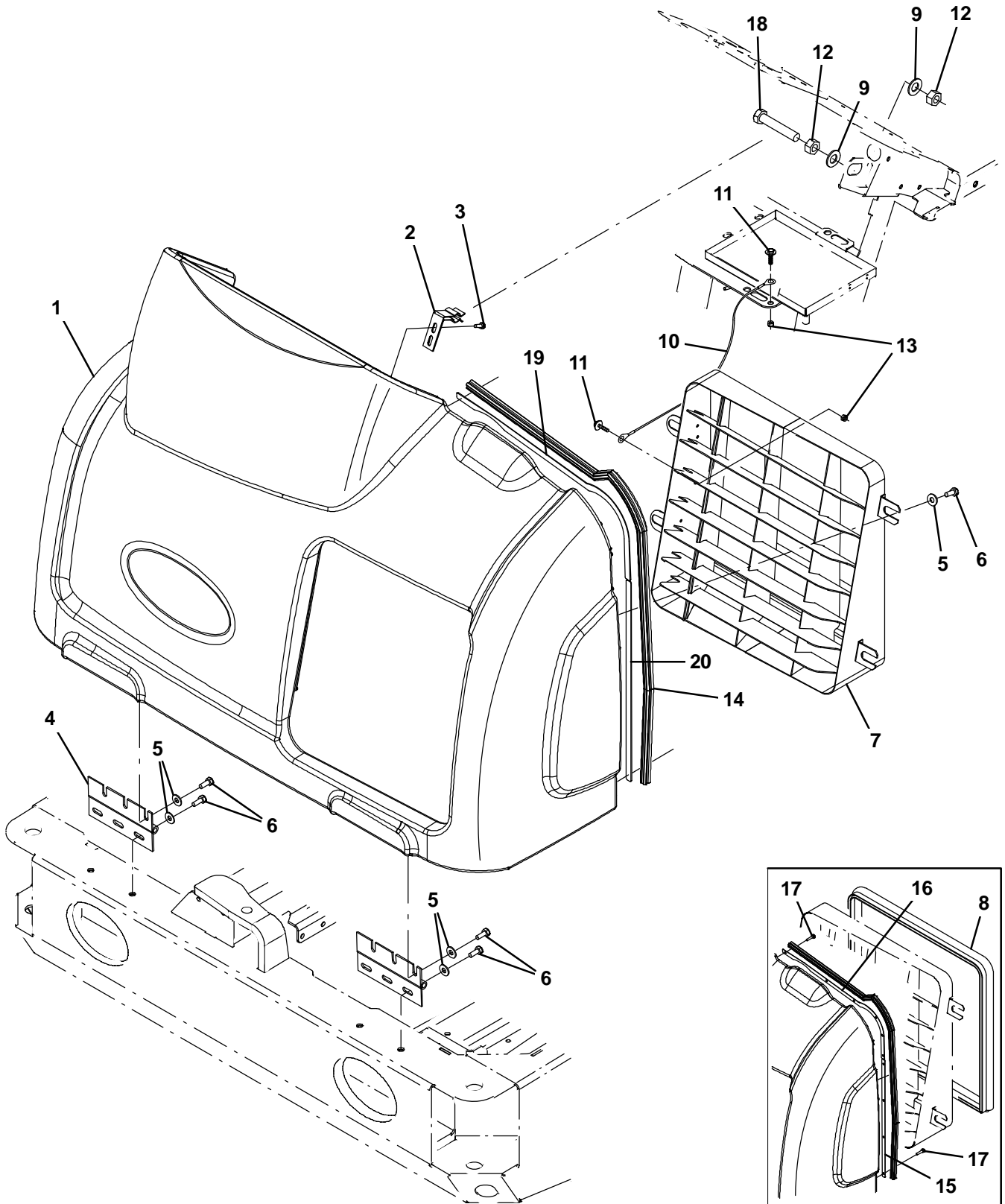


Fig. 9 – Front Cover Group

Ref.	Part No.	Serial Number	Description	Qty.
1	1022069	(0000–) Shroud, Front, Trimmed	1
2	1008916	(0000–) Bracket Wldt, Latch	1
3	06942	(0000–) Screw, Hex, M6 X 1.0 X 16, 8.8	2
4	71941	(0000–) Hinge, .38pin .11 3.5w 06.0l 6/0.38sl	2
5	32491	(0000–) Washer, Flat, 0.31, Std	14
6	16931	(0000–) Screw, Hex, M8 X 1.25 X 20, 8.8	14
7	1035068	(0000–0195) Grill Wldt, Front	1
7	1046090	(0196–) Grill Wldt, Front	1
8	1031557	(0000–xxxx) Seal, Afmkt, Bulb, Str, 1.0d F/11ga 08ft	1
9	15331	(0000–) Washer, Flat, 0.62 Sae	2
10	391368	(0000–) Cable, Glv .09d 016.5l .38eye /.38eye	1
11	1040467	(0000–) Screw, Hex, M6 X 1.00 X 20, 9.8, Sems	2
12	07782	(0000–) Nut, Hex, Std, M16 X 2.0	2
13	08708	(0000–) Nut, Hex, Lock, M6 X 1.0, NI	2
14	1049919	(0000–) Seal, Sponge, 0.88 1.00W 43.0L	1
15	1029652	(0000–0008) Plate, Mtg, Seal	1
16	1029545	(0000–0008) Plate, Mtg, Seal	1
17	20394	(0000–0008) Screw, Hex, #10–16 X 0.62, Fmg, [Ab]	10
18	06988	(0000–) Screw, Hex, M16 X 2.0 X 90, 8.8	1
19	1037970	(0009–) Strip Mtg, Seal	1
20	1037971	(0009–) Strip Mtg, Seal	1

Fig. 10 – Engine Cover Group

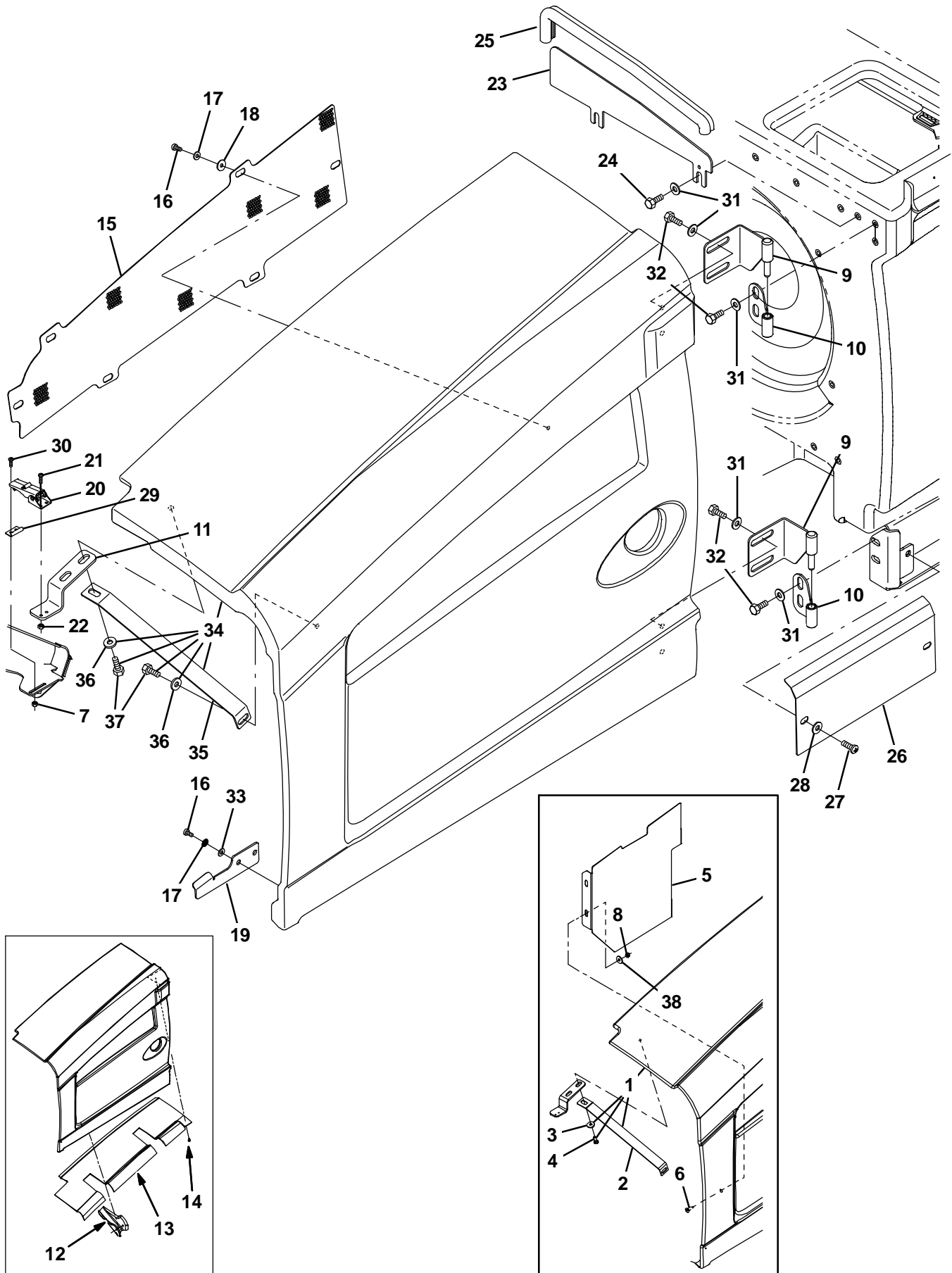


Fig. 10 – Engine Cover Group

	Ref.	Part No.	Serial Number	Description	Qty.
▽	1	1033156	(0000–0499) Shroud Assy, Eng	1
▲	2	1026628	(0000–0499) Angle, Brace, Shrd	1
▲	3	1017218	(0000–0499) Washer, Flat, 0.32b 1.00d .12, Ss	2
▲	4	16931	(0000–0499) Screw, Hex, M8 X 1.25 X 20, 8.8	2
	5	1022004	(0000–0499) Bracket, Shield, Heat	1
	6	74077	(0000–0499) Screw, Flt, M8 X 1.25 X 25	4
	7	33932	(0000–) Nut, Hex, Lock, M4 X 0.7, NI, Ss	2
	8	08709	(0000–0499) Nut, Hex, Lock, M8 X 1.25, NI	4
	9	1024500	(0000–) Hinge Wldt, Shrd, Lh	2
	10	1025196	(0000–) Hinge Wldt, Shrd, Lh	2
	11	1020186	(0000–) Bracket, Latch, Cover	1
	12	1028516	(0000–0006) Insulation, Shrd, Eng, Gusset	1
	13	1026665	(0000–0006) Insulation, Flame–Retardant, 0.5	1
	14	21168	(0000–0006) Clip, .250h, Plstc [Pine–Tree]	14
	15	1026726	(0000–) Grill, Eng	1
	16	09200	(0000–) Screw, Pan, M5 X 0.8 X 12, Ss	8
	17	19066	(0000–) Washer, Flat, #10	8
	18	41178	(0000–) Washer, Flat, 0.25 Fendr	6
	19	1028412	(0000–) Bracket, Guide, Shrd	1
	20	384418	(0000–) Latch, Door [Southco 91–562–07]	1
	21	06927	(0000–) Screw, Pan, M4 X 0.7 X 16, 4.8	2
	22	02850	(0000–) Nut, Hex, Lock, M4 X 0.7, NI	2
	23	1025806	(0000–) Plate, Seal, Sound	1
	24	09740	(0000–) Screw, Hex, M8 X 1.25 X 20, Ss	2
	25	1030588	(0000–) Seal, Afmkt, Bulb, 90, 0.75d F/11ga 02ft	2
	26	1022005	(0000–) Cover, Lower	1
	27	1031665	(0000–) Screw, Pan, M8 X 1.25 X 25, Blk	2
	28	39349	(0000–) Washer, Flat, 0.31 Sae	2
	29	384419	(0000–) Bracket, Latch, Keeper [Southco]	1
	30	24265	(0000–) Screw, Pan, M4 X 0.7 X 16, Ss	2
	31	1017218	(0000–) Washer, Flat, 0.32b 1.00d .12, Ss	11
	32	16931	(0000–) Screw, Hex, M8 X 1.25 X 20, 8.8	7
	33	41139	(0000–) Washer, Lock, Int–Ext, 10	2
▽	34	1071439	(0500–) Shroud Assy, Eng	1
▲	35	1026628	(0500–) Angle, Brace, Shrd	1
▲	36	1017218	(0500–) Washer, Flat, 0.32b 1.00d .12, Ss	2
▲	37	16931	(0500–) Screw, Hex, M8 X 1.25 X 20, 8.8	2
	38	1017218	(0000–0499) Washer, Flat, 0.32b 1.00d .12, Ss	4

Fig. 11 – Engine and Mount Group (0000–0499)

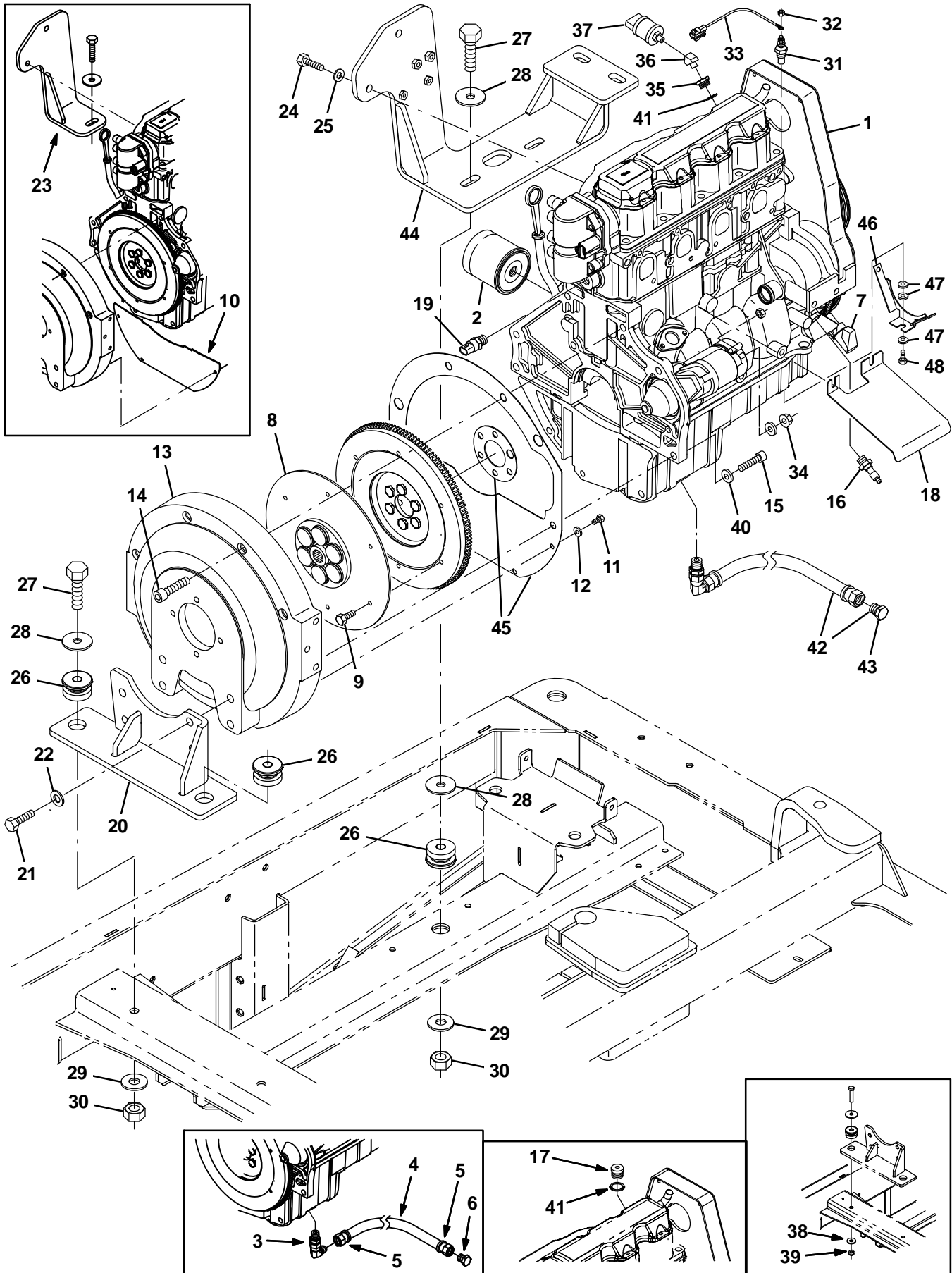


Fig. 11 – Engine and Mount Group (0000–0499)

	Ref.	Part No.	Serial Number	Description	Qty.
▽	1	372862	(0000–0499)) Engine [Long Block Gm 1.6l] (See Engine Breakdown)	1
▲	2	371972	(0000–0499)) Element, Fltr, Oil, Eng, Spin-On	1
	3	372541	(0000–0046)) Fitting, E90, M14 X .56	1
	4	371855	(0000–0046)) Hose, Hyd, 26.0l	1
	5	371876	(0000–0046)) Fitting, End, Hose	2
	6	371890	(0000–0046)) Fitting, Pipe, Plug	1
	7	372002	(0000–0499)) Sensor, Position, Cshft	1
	8	371866	(0000–0499)) Coupling, Drive, 13t	1
	9	372554	(0000–0499)) Screw, Hex, M07–1.00 X 23.0, 8.8	6
	10	371868	(0000–0222)) Cover, Hsng, Flywheel (Replaced By 9006895)	1
	11	19315	(0000–0499)) Screw, Hex, .25–20 X 0.50, 5	4
	12	32490	(0000–0499)) Washer, Flat, 0.25 Std	4
	13	371869	(0000–0499)) Housing, Pump	1
	14	371870	(0000–0499)) Screw, Soc, M12 X 1.75 X 55, 10.9	4
	15	10832	(0000–0499)) Screw, Soc, .38–16 X 1.50, Al	2
	16	371996	(0000–0222)) Switch, Indicator, Oil Press	1
	16	9008197	(0223–0499)) Switch, Indicator, Oil Press [2010]	1
	17	371860	(0000–0046)) Fitting, Pipe, Plug, Metric, M18,Soc	1
	18	372556	(0000–0499)) Shield, Starter [1.6l]	1
	19	372953	(0000–0499)) Sensor, Temp, Coolant	1
	20	1023288	(0000–0499)) Bracket Wldt, Mtg, Eng, Back, Gas/Lpg	1
	21	39810	(0000–0499)) Screw, Hex, .50–13 X 1.25, 5	4
	22	32486	(0000–0499)) Washer, Flat, 0.50 Sae	4
	23	1011353	(0000–0195)) Mount Wldt, Eng, Gas/Lpg	1
	24	39283	(0000–0499)) Screw, Hex, M10 X 1.5 X 25, 8.8	2
	25	32485	(0000–0499)) Washer, Flat, 0.38 Sae	2
	26	51176	(0000–0499)) Isolator, Vib, .50d	3
	27	06972	(0000–0499)) Screw, Hex, M12 X 1.75 X 60, 8.8	3
	28	04414	(0000–0499)) Washer, Flat, 0.53b 1.88d .12, Stl, PI	4
	29	32493	(0000–0499)) Washer, Flat, 0.50 Std	3
	30	08711	(0000–0499)) Nut, Hex, Lock, M12 X 1.75,NI	3
	31	1042028	(0000–0499)) Sensor, Temp, Water [Rework For 1.6GM]	1
	32	50335	(0000–0499)) Nut, Hex, Std, M5 X 0.8, 8	1
	33	1030073	(0000–0499)) Wire, 16ga 09.6l Brown Mp280/ #10ring	1
	34	41361	(0000–0499)) Nut, Hex, Std, M8 X 1.25, Brs	1
	35	1031439	(0047–0499)) Fitting, Pipe, Bshg, M18 X 1.5	1
	36	24976	(0047–0499)) Fitting, Brs, E45, Pf02/Pm02	1
	37	1055106	(0047–0499)) Switch, Press, 0006psi Dpdt	1
	38	32493	(0000–0003)) Washer, Flat, 0.50, Std	2
	39	08711	(0000–0003)) Nut, Hex, Lock, M12 X 1.75,NI	2
	40	371877	(0000–0499)) Washer, Flat, 0.38, Hardened	2
	41	385029	(0000–0499)) Gasket, Plug, Relief Valve,Oil Press	1
▽	42	9006634	(0047–0499)) Hose, Drain, Eng Oil	1
▲	43	9006635	(0047–0499)) Fitting, Plug	1
	44	1046022	(0196–0499)) Bracket Wldt, Mtg, Eng	1
	45	9006895	(0223–0499)) Plate Kit, Repair	1
	46	1056566	(0285–0499)) Plate, Guard, Belt [Gm 1.6l]	1
	47	32490	(0285–0499)) Washer, Flat, 0.25, Std	3
	48	06943	(0285–0499)) Screw, Hex, M6 X 1.00 X 20, 8.8	1

Fig. 12 – Engine and Mount Group, Gas (0500-)

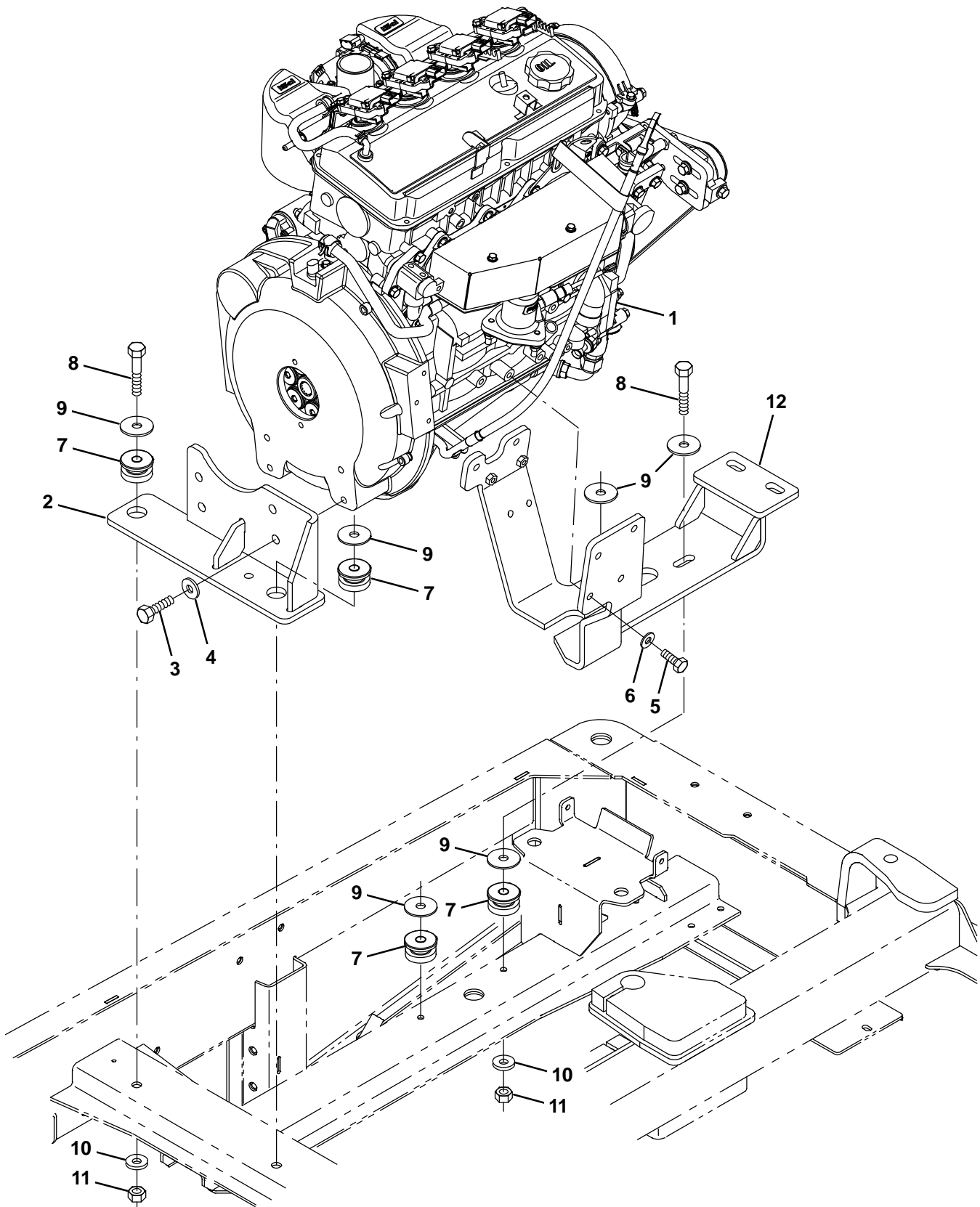


Fig. 12 – Engine and Mount Group, Gas (0500–)

Ref.	Part No.	Serial Number	Description	Qty.
1	1071155	(0500–)	Engine, Gas [Mitsubishi] (See Engine Breakdown)	1
2	1070756	(0500–)	Bracket Wldt, Mtg, Eng, Rear [Mit 2013]	1
3	06968	(0500–)	Screw, Hex, M12 X 1.75 X 35, 8.8	4
4	32486	(0500–)	Washer, Flat, 0.50 Sae	4
5	07299	(0500–)	Screw, Hex, M10 X 1.25 X 25, 8.8	6
6	32485	(0500–)	Washer, Flat, 0.38 Sae	6
7	51176	(0500–)	Isolator, Vib, .50d	4
8	06972	(0500–)	Screw, Hex, M12 X 1.75 X 60, 8.8	4
9	04414	(0500–)	Washer, Flat, 0.53b 1.88d .12, Stl, Pl	4
10	32493	(0500–)	Washer, Flat, 0.50 Std	3
11	08711	(0500–)	Nut, Hex, Lock, M12 X 1.75,NI	3
12	1070751	(0500–)	Bracket Wldt, Mtg, Engine [Mit 2013]	1

Fig. 13 – Engine and Mount Group, LPG (0500-)

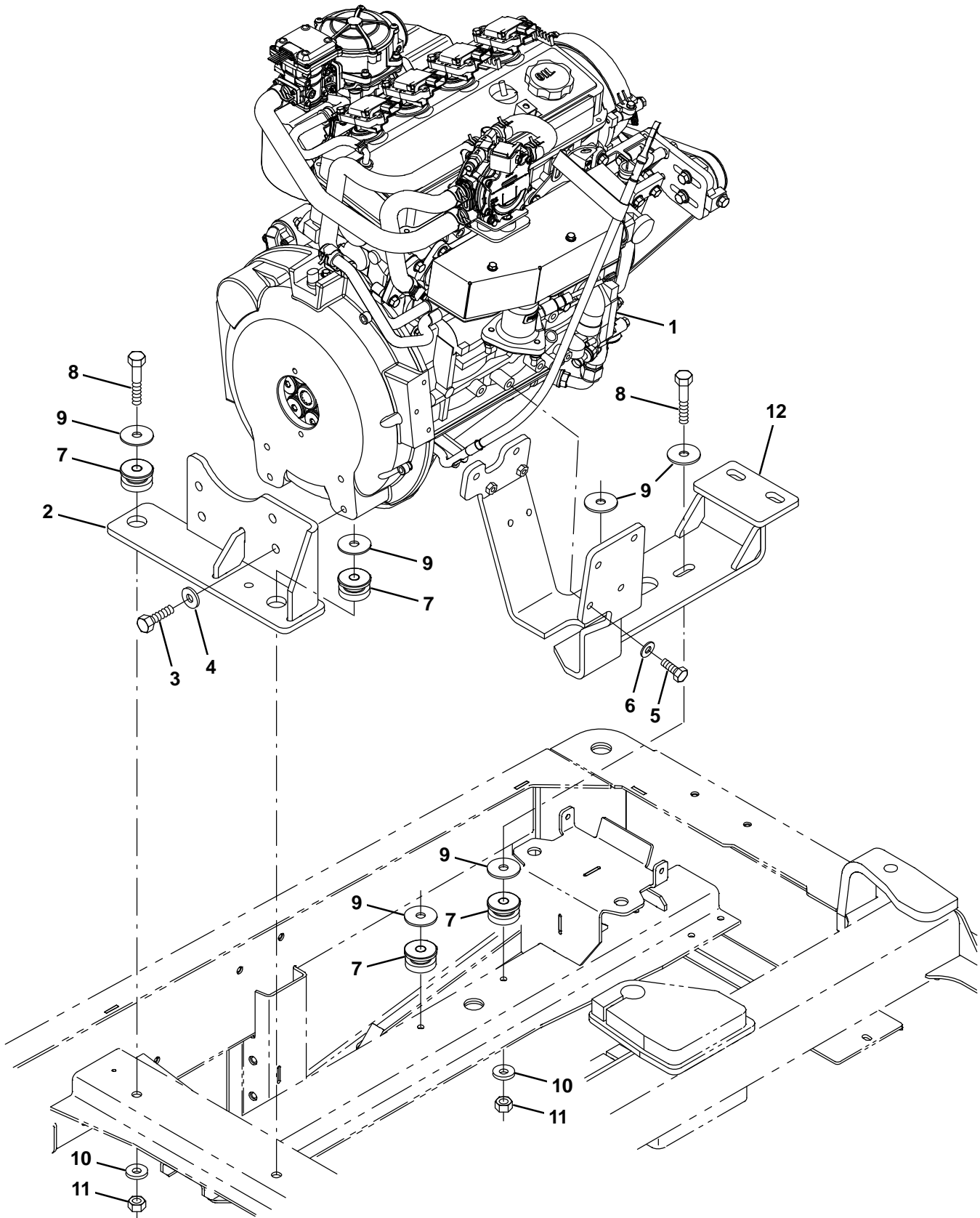


Fig. 13 – Engine and Mount Group, LPG (0500–)

Ref.	Part No.	Serial Number	Description	Qty.
1	1070348	(0500–)	Engine, LPG [Mitsubishi] (See Engine Breakdown)	1
2	1070756	(0500–)	Bracket Wldt, Mtg, Eng, Rear [Mit 2013]	1
3	06968	(0500–)	Screw, Hex, M12 X 1.75 X 35, 8.8	4
4	32486	(0500–)	Washer, Flat, 0.50 Sae	4
5	07299	(0500–)	Screw, Hex, M10 X 1.25 X 25, 8.8	6
6	32485	(0500–)	Washer, Flat, 0.38 Sae	6
7	51176	(0500–)	Isolator, Vib, .50d	4
8	06972	(0500–)	Screw, Hex, M12 X 1.75 X 60, 8.8	4
9	04414	(0500–)	Washer, Flat, 0.53b 1.88d .12, Stl, Pl	4
10	32493	(0500–)	Washer, Flat, 0.50 Std	3
11	08711	(0500–)	Nut, Hex, Lock, M12 X 1.75,NI	3
12	1070751	(0500–)	Bracket Wldt, Mtg, Engine [Mit 2013]	1

Fig. 14 – Engine EFI Group, Gasoline (0000–0046)

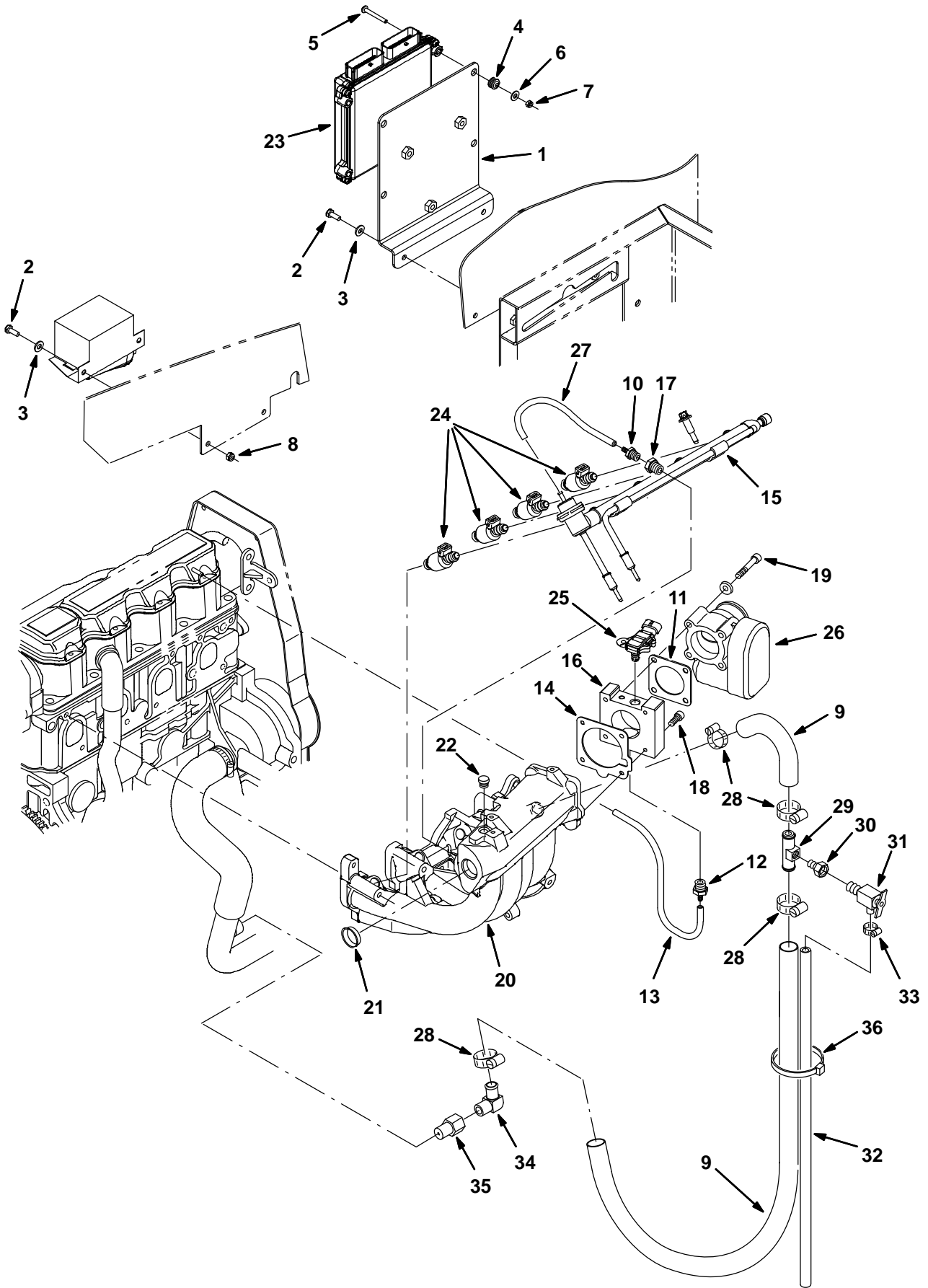


Fig. 14 – Engine EFI Group, Gasoline (0000–0046)

Ref.	Part No.	Serial Number	Description	Qty.
1	1018939	(0000–0046) Bracket, Mtg [Ecu]	1
2	06942	(0000–0046) Screw, Hex, M6 X 1.0 X 16, 8.8	4
3	32483	(0000–0046) Washer, Flat, 0.25 Sae	4
4	46314	(0000–0046) Grommet, Rbr, 0.20id, F/0.4h, .12 Matl	4
5	06938	(0000–0046) Screw, Pan, M5 X 0.8 X 40, 4.8	4
6	01683	(0000–0046) Washer, Flat, #10, Ss	8
7	06549	(0000–0046) Nut, Hex, Lock, M5 X 0.8, NI	4
8	08708	(0000–0046) Nut, Hex, Lock, M6 X 1.0, NI	2
9	1022364	(0000–0046) Hose, Heater	1
10	372542	(0000–0046) Fitting, Str, .19brb X .12mpt	1
11	372545	(0000–0046) Qd36Gasket, Body, Throttle [1.6l]	1
12	372543	(0000–0046) Fitting, Vacuum [M16–15–6h]	1
13	372489	(0000–0046) Hose, 9.5mm X 450mm [Pcv]	1
14	372544	(0000–0046) Gasket, Manifold, Intake	1
15	372566	(0000–0046) Rail, Injector, Gas, W/ Press Reg	1
16	372534	(0000–0046) Adapter, Intake, Throttle Body	1
17	372537	(0000–0046) Bushing, M06–1.50 X .25–27npt	1
18	06532	(0000–0046) Screw, Soc, M6 X 1.0 X 25, 12.9	4
19	07255	(0000–0046) Screw, Soc, M6 X 1.0 X 45, 12.9	4
20	372547	(0000–0046) Manifold, Intake [1.6l]	1
21	372549	(0000–0046) Plug, Manifold, Intake	1
22	372550	(0000–0046) Plug, Port, Sensor [Map]	1
23	372858	(0000–0046) Module, Ecu, Gas [Gm 1.6l]	1
24	372563	(0000–0046) Injector Kit, Fuel, Gas	4
25	372493	(0000–0046) Sensor [Tmap]	1
26	384974	(0000–0046) Housing, Throttle, 40mm [Bosch]	1
27	372546	(0000–0046) Hose, Fuel, .19	1
28	63810	(0000–0046) Clamp, Hose, Wormdrive, 0.56–1.06d, .56w	4
29	83578	(0000–0046) Tube, Air Bleed, .62d 2.2l .12npt Alm	1
30	1015930	(0000–0046) Fitting, Brs, Str, Pf04/Pm02	1
31	51305	(0000–0046) Fitting, Draincock, E90, .25npt	1
32	73471	(0000–0046) Hose, Pvc, Clr, 0.38id 0.56od 22.00l	1
33	43844	(0000–0046) Clamp, Hose, Wormdrive, 0.25–0.62d, .31w	1
34	51839	(0000–0046) Fitting, Brs, E90, Em10/Pm06	1
35	1015547	(0000–0046) Fitting, Adapter, Orifice, Pf06/Pm06	1
36	49266	(0000–0046) Tie, Cable, Nyl, 07.3l .19w 1.8 Max D	1

Fig. 15 – Engine EFI Group, Gasoline (0047–0222)

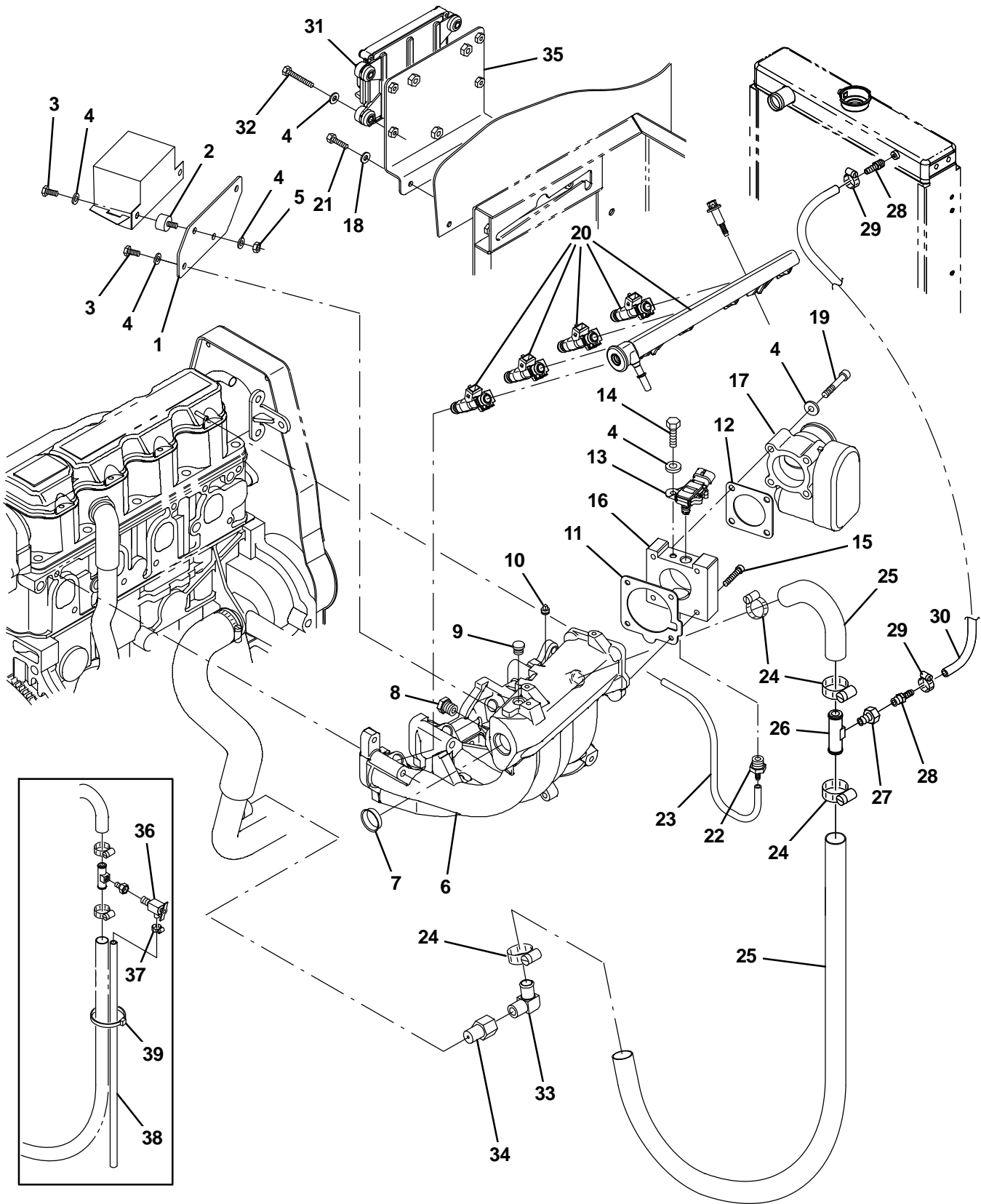


Fig. 15 – Engine EFI Group, Gasoline (0047–0222)

Ref.	Part No.	Serial Number	Description	Qty.	
1	1031312	(0047–0222)) Plate, Mtg, Relay	1	
2	372470	(0047–0222)) Isolator, Box, Relay	2	
3	19315	(0047–0222)) Screw, Hex, .25–20 X 0.50, G5	4	
4	32490	(0047–0222)) Washer, Flat, 0.25, Std	13	
5	19312	(0047–0222)) Nut, Hex, Std, .25–20	2	
6	372547	(0047–0222)) Manifold, Intake [1.6l]	1	
7	372549	(0047–0222)) Plug, Manifold, Intake	1	
8	384995	(0047–0222)) Fitting, Plug, M16, Intake Manifold	1	
9	372550	(0047–0222)) Plug, Port, Sensor [Map]	1	
10	372548	(0047–0222)) Plug, .12npt, Ss	1	
▽	9003390	(0047–0222)) Gasket Kit, Repair, Gas [Gm1.6l 2007]	1	
▲	11	372544	(0047–0222)) Gasket, Manifold, Intake	1
▲	12	372545	(0047–0222)) Gasket, Body, Throttle [1.6l]	1
	13	384985	(0047–0222)) Sensor [T Map]	1
	14	19317	(0047–0222)) Screw, Hex, .25–20 X 0.75, G5	1
	15	06532	(0047–0222)) Screw, Soc, M6 X 1.00 X 25, 12.9	4
	16	372534	(0047–0222)) Adapter, Intake, Throttle Body	1
	17	384974	(0047–0222)) Housing, Throttle, 40mm [Bosch]	1
	18	32483	(0047–0222)) Washer, Flat, 0.25, Sae	2
	19	07255	(0047–0222)) Screw, Soc, M6 X 1.00 X 45, 12.9	4
	20	384992	(0047–0222)) Rail, Injector, Fuel, Plstc	1
	21	06942	(0047–0222)) Screw, Hex, M6 X 1.00 X 16, 8.8	2
	22	372543	(0047–0222)) Fitting, Vacuum [M16–15–6h]	1
	23	384972	(0047–0222)) Hose, Vacuum, 0.22id X 15.0l	1
	24	63810	(0047–0222)) Clamp, Hose, Wormdrive, 0.56–1.06d, .56w	4
	25	1022364	(0047–0222)) Hose, Heater	1
	26	83578	(0047–0222)) Tube, Bleed, Air, .62od 2.2l .12npt, Alm	1
	27	1015930	(0047–0222)) Fitting, Brs, Str, Pf04/Pm02	2
	28	150516	(0090–0222)) Fitting, Brs, Str, Bm06/Pm05	2
	29	54333	(0090–0222)) Clamp, Hose, Wormdrive, 0.31–0.88d, .31w	2
	30	1043481	(0090–0222)) Hose, Heater, 0.38ID	1
	31	1028711	(0047–0222)) Vr, Module, Ecu, Gas [Gm1.6l 2007]	1
	32	06946	(0047–0222)) Screw, Hex, M6 X 1.00 X 35, 8.8	4
	33	51839	(0047–0222)) Fitting, Brs, E90, Em10/Pm06	1
	34	1015547	(0047–0222)) Fitting, Adapter, Orifice, Pf06/Pm06	1
	35	1029082	(0047–0222)) Bracket, Mtg, Ecu [M20/T20 2007]	1
	36	51305	(0047–0091)) Fitting, Draincock, E90, .25npt	1
	37	43844	(0047–0091)) Clamp, Hose, Wormdrive, 0.25–0.62d, .31w	1
	38	73471	(0047–0091)) Hose, Pvc, Clr, 0.38id 0.56od 022.0l	1
	39	49266	(0047–0091)) Tie, Cable, Nyl, 07.3l .19w 1.8 Max D	1

Fig. 16 – Engine EFI Group, Gasoline (0223–0499)

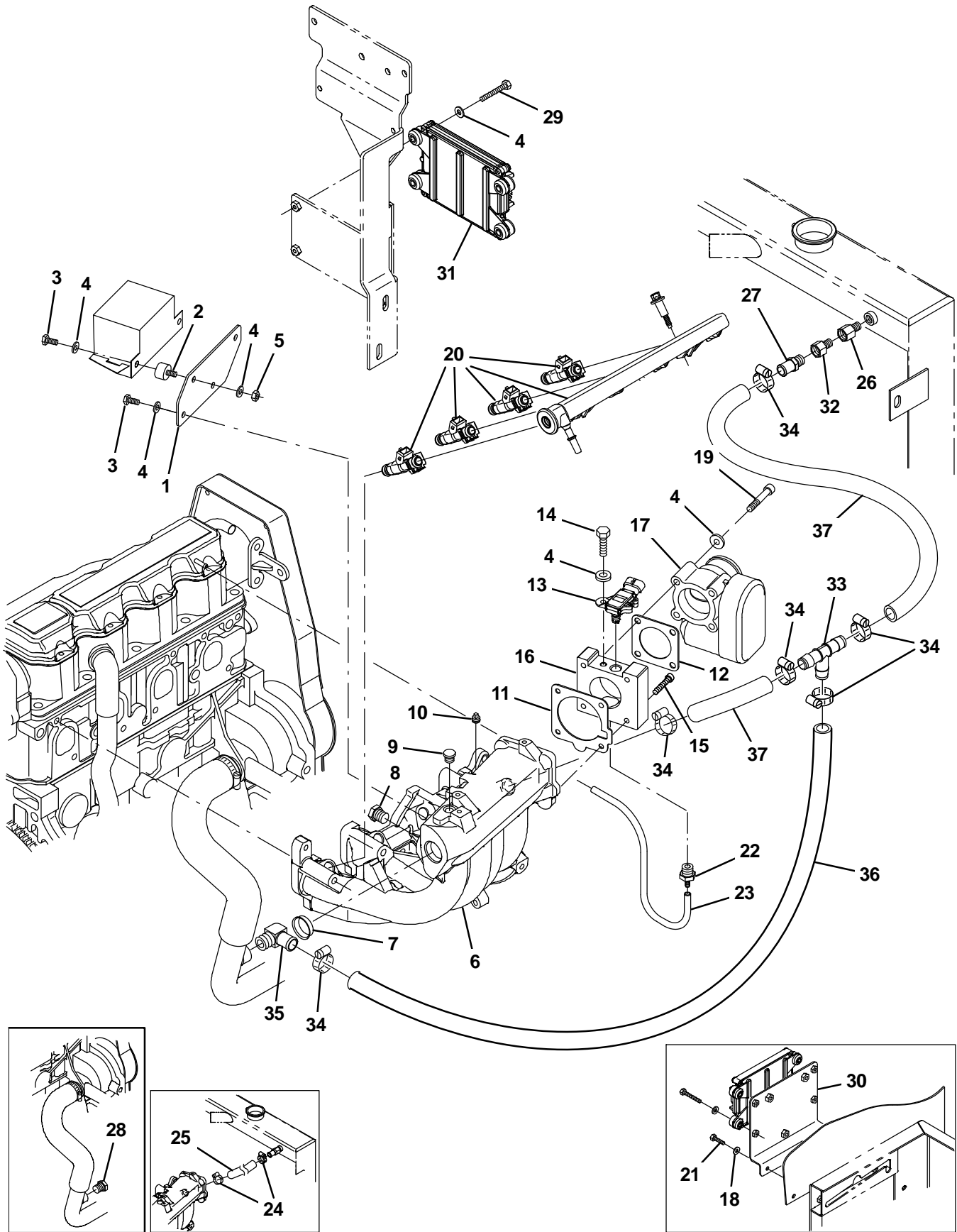


Fig. 16 – Engine EFI Group, Gasoline (0223–0499)

Ref.	Part No.	Serial Number	Description	Qty.	
1	1031312	(0223–0499)) Plate, Mtg, Relay	1	
2	372470	(0223–0499)) Isolator, Box, Relay	2	
3	19315	(0223–0499)) Screw, Hex, .25–20 X 0.50, G5	4	
4	32490	(0223–0499)) Washer, Flat, 0.25, Std	13	
5	19312	(0223–0499)) Nut, Hex, Std, .25–20	2	
6	372547	(0223–0499)) Manifold, Intake [1.6l]	1	
7	372549	(0223–0499)) Plug, Manifold, Intake	1	
8	384995	(0223–0499)) Fitting, Plug, M16, Intake Manifold	1	
9	372550	(0223–0499)) Plug, Port, Sensor [Map]	1	
10	372548	(0223–0499)) Plug, .12npt, Ss	1	
▽	9003390	(0223–0499)) Gasket Kit, Repair, Gas [Gm1.6l 2007]	1	
▲	11	372544	(0223–0499)) Gasket, Manifold, Intake	1
▲	12	372545	(0223–0499)) Gasket, Body, Throttle [1.6l]	1
	13	384985	(0223–0499)) Sensor [T Map]	1
	14	19317	(0223–0499)) Screw, Hex, .25–20 X 0.75, G5	1
	15	06532	(0223–0499)) Screw, Soc, M6 X 1.00 X 25, 12.9	4
	16	9006619	(0223–0499)) Adapter [E100 Mixer Gm 1.6l 2010]	1
	17	384974	(0223–0499)) Housing, Throttle, 40mm [Bosch]	1
	18	32483	(0223–xxxx)) Washer, Flat, 0.25, Sae	2
	19	07255	(0223–0499)) Screw, Soc, M6 X 1.00 X 45, 12.9	4
	20	384992	(0223–0499)) Rail, Injector, Fuel, Plstc	1
	21	06942	(0223–xxxx)) Screw, Hex, M6 X 1.00 X 16, 8.8	2
	22	372543	(0223–0499)) Fitting, Vacuum [M16–15–6h]	1
	23	384972	(0223–0499)) Hose, Vacuum, 0.22id X 15.0l	1
	24	63810	(0223–xxxx)) Clamp, Hose, Wormdrive, 0.56–1.06d, .56w	2
	25	61869	(0223–xxxx)) Hose, Heater, 0.62id, 024.0l	1
	26	1042772	(0223–0499)) Fitting, Brs, Str, Pf06/Pm04	1
	27	27767	(0223–0499)) Fitting, Brs, Str, Em10/Pm06	1
	28	762282	(0223–xxxx)) Fitting, Hyd, Plug, Pm06	1
	29	06946	(0223–0499)) Screw, Hex, M6 X 1.00 X 35, 8.8	4
	30	1029082	(0223–xxxx)) Bracket, Mtg, Ecu [M20/T20 2007]	1
	31	1056232	(0223–0499)) Module, Ecu, Gas [Gm1.6l 2010]	1
	32	1015547	(0223–0499)) Fitting, Adapter, Orifice, Pf06/Pm06	1
	33	1062116	(xxxx–0499)) Fitting, Plstc, Tee, Bm10/Bm10/Bm10	1
	34	63810	(xxxx–0499)) Clamp, Hose, Wormdrive, 0.56–1.06d, .56w	7
	35	51839	(xxxx–0499)) Fitting, Brs, E90, Em10/Pm06	1
	36	1016560	(xxxx–0499)) Hose, Afmkt, Rbr, Heater, 0.62id, 02ft	1
	37	1015897	(0223–0499)) Hose, Radiator, Mold, .75ld X .62ld (Cut in two)	1

Fig. 17 – Engine EFI Group, Gasoline (0500-)

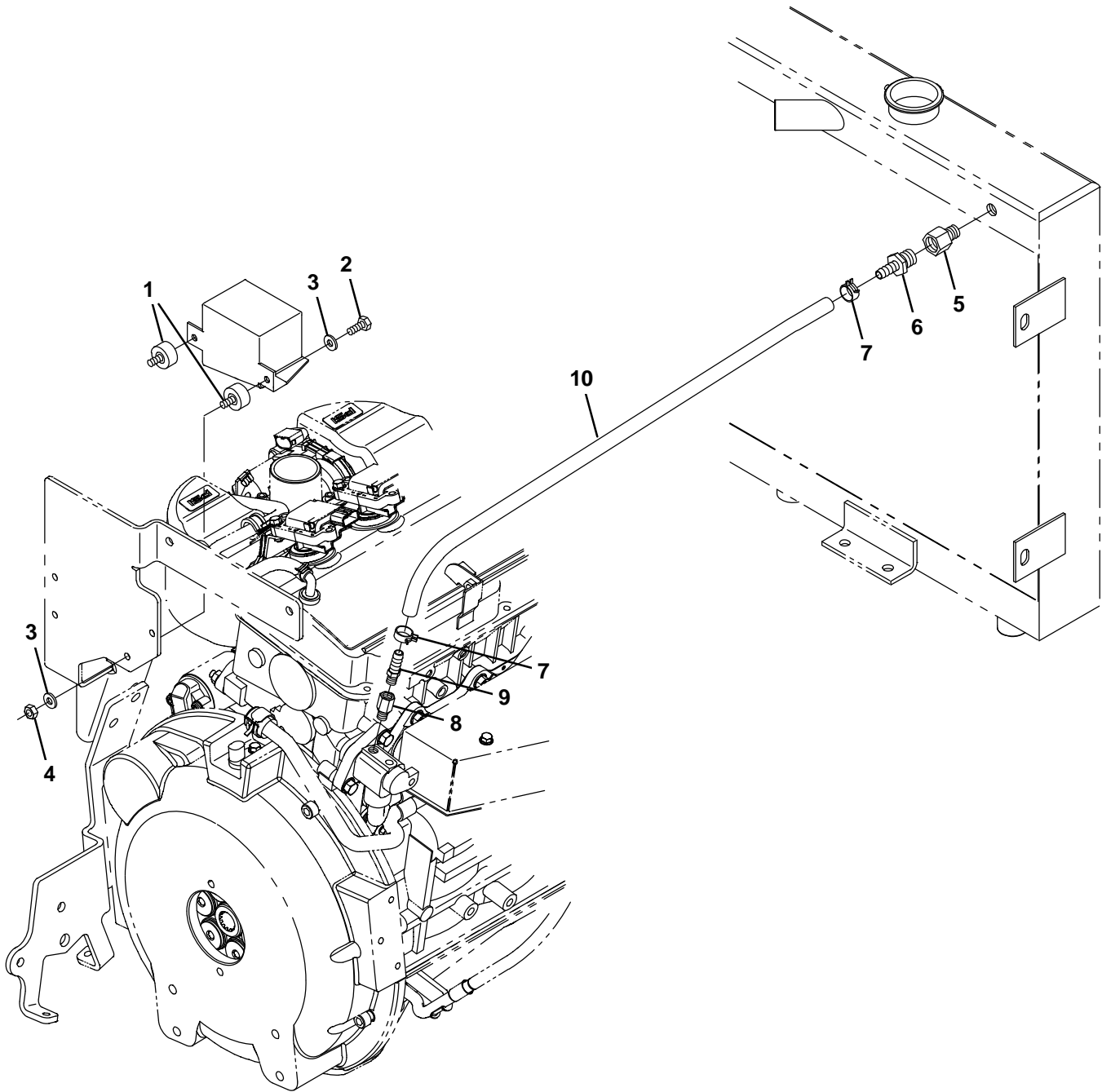


Fig. 17 – Engine EFI Group, Gasoline (0500–)

Ref.	Part No.	Serial Number	Description	Qty.
1	372470	(0500–)	Isolator, Box, Relay	2
2	19315	(0500–)	Screw, Hex, .25–20 X 0.50, G5	2
3	32490	(0500–)	Washer, Flat, 0.25, Std	4
4	19312	(0500–)	Nut, Hex, Std, .25–20	2
5	1071440	(0500–)	Fitting, Brs, Str, Pf06/Pm04	1
6	36159	(0500–)	Fitting, Brs, Str, Bm06/Pm06	1
7	1072559	(0500–)	Clamp, Hose, Spring Stl, 0.58d X 0.31w	2
8	1071502	(0500–)	Fitting, Brs, Str, Pf02/Pm02 [Bspt]	1
9	1055552	(0500–)	Fitting, Brs, Str, Bm06/Pm02	1
10	1072408	(0500–)	Hose, Afmkt, Rbr, Heater, 0.38id, 03ft	1

Fig. 18 – Engine EFI Group, LPG (0000–0046)

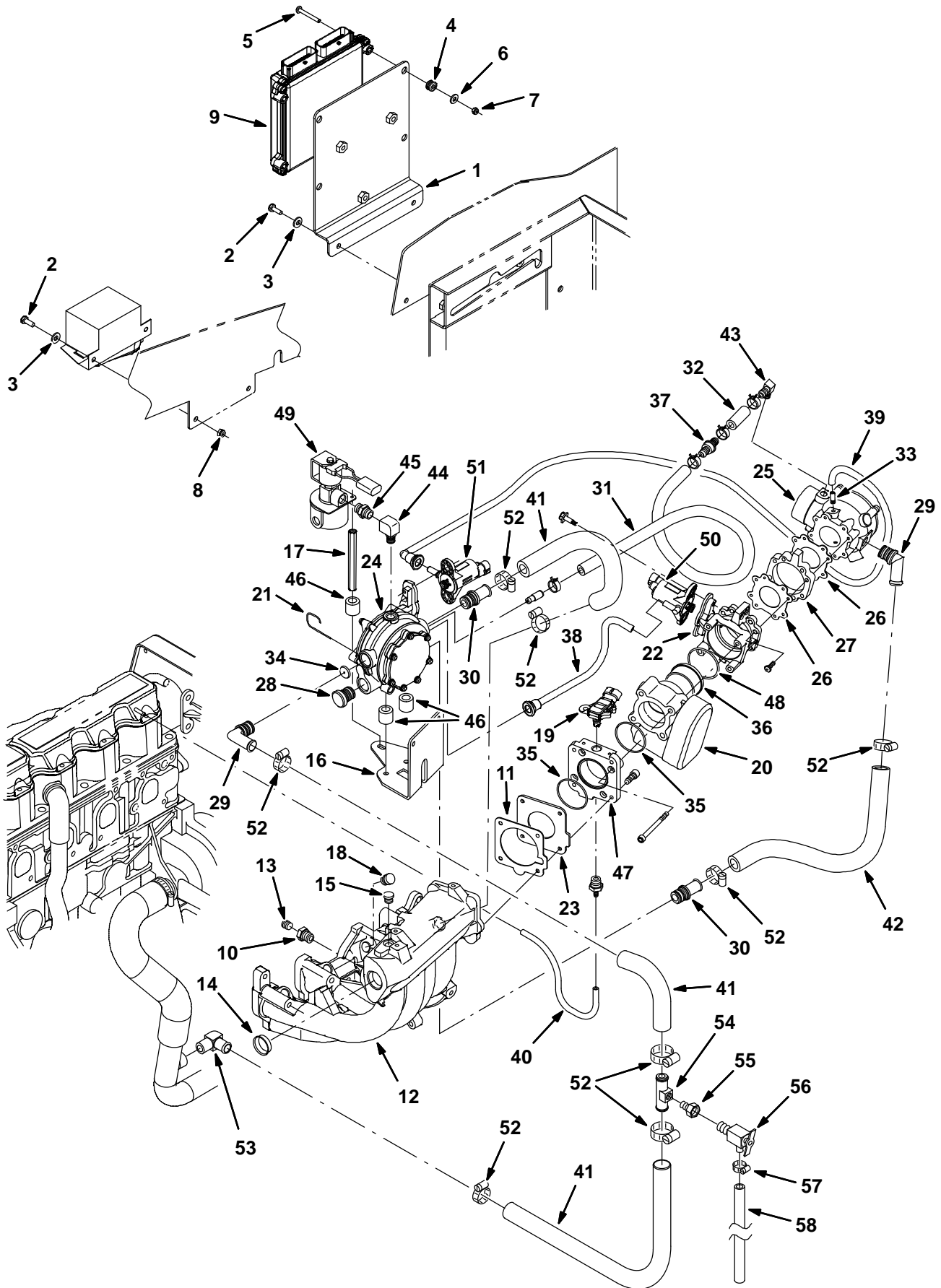


Fig. 18 – Engine EFI Group, LPG (0000–0046)

Ref.	Part No.	Serial Number	Description	Qty.	
1	1018939	(0000–0046) Bracket, Mtg [Ecu]	1	
2	06942	(0000–0046) Screw, Hex, M6 X 1.0 X 16, 8.8	4	
3	32483	(0000–0046) Washer, Flat, 0.25 Sae	4	
4	46314	(0000–0046) Grommet, Rbr, 0.20id, F/0.4h, .12 Matl	4	
5	06938	(0000–0046) Screw, Pan, M5 X 0.8 X 40, 4.8	4	
6	01683	(0000–0046) Washer, Flat, #10, Ss	8	
7	06549	(0000–0046) Nut, Hex, Lock, M5 X 0.8, NI	4	
8	08708	(0000–0046) Nut, Hex, Lock, M6 X 1.0, NI	2	
9	372857	(0000–0046) Module, Ecu, Lpg [Gm 1.6l]	1	
10	372537	(0000–0046) Bushing, M06–1.50 X .25–27npt	1	
11	372544	(0000–0046) Gasket, Manifold, Intake	1	
12	372547	(0000–0046) Manifold, Intake [1.6l]	1	
13	372548	(0000–0046) Plug, .12npt, Ss	1	
14	372549	(0000–0046) Plug, Manifold, Intake	1	
15	372550	(0000–0046) Plug, Port, Sensor [Map]	1	
16	372576	(0000–0046) Bracket, Reg [1.6l]	1	
17	372577	(0000–0046) Spacer, Sppt, Fltr Lock Off	4	
18	372579	(0000–0046) Plug, Hole, Injector	1	
19	372493	(0000–0046) Sensor [Tmap]	1	
20	372482	(0000–0046) Housing, Throttle, 40mm [Bosch]	1	
21	372523	(0000–0046) Pin, Retainer	5	
22	372580	(0000–0046) Adapter, Valve, Fuel Trim	1	
23	372582	(0000–0046) Adapter, Plate	1	
24	372500	(0000–0046) Regulator, Lpg	1	
25	372898	(0000–0046) Mixer, Lpg [Gm 1.6l]	1	
26	372608	(0000–0046) Gasket	2	
27	372612	(0000–0046) Adapter, Throttle Body	1	
28	372515	(0000–0046) Fitting, Cap	1	
29	372512	(0000–0046) Fitting, E70	2	
30	372514	(0000–0046) Fitting, Str	2	
31	372506	(0000–0046) Hose, Balancing, Press, 680mm	1	
32	372507	(0000–0046) Hose, Balancing, Press, 045mm	1	
33	372511	(0000–0046) Fitting, Hose, Vacuum, .25	1	
34	372517	(0000–0046) Restrictor, Jet, Coolant	1	
35	372484	(0000–0046) Seal, Org	1	
36	372498	(0000–0046) Sleeve, Throttle, Plstc [Bosch]	1	
37	372569	(0000–0046) Valve, Check	1	
38	372609	(0000–0046) Hose, 170mm [Ftv–Ptv]	1	
39	372605	(0000–0046) Hose, Valve, Press Trim, 350mm	1	
40	372607	(0000–0046) Hose, 9.5mm X 290mm [Pcv]	1	
41	372528	(0000–0046) Hose, Mold, .62 To .75	1	
42	372606	(0000–0046) Hose, 355mm [FI–Vrp]	1	
43	372510	(0000–0046) Fitting, E90	1	
44	372611	(0000–0046) Fitting, Str, E90, .25npt	1	
45	372610	(0000–0046) Fitting, Nipple, .25npt, Brs	1	
46	372518	(0000–0046) Isolator, Mtg, Vaporizer, Rbr	3	
47	372558	(0000–0046) Adapter [1.6]	1	
48	372613	(0000–0046) Seal, Org, Throttle Body	1	
▽	49	372503	(0000–0046) Valve, Fuelock, Lpg, Wire Connector	1
▲		372615	(0000–0046) Filter Kit, Fuelock, Lpg	1

Fig. 18 – Engine EFI Group, LPG (0000–0046)

Ref.	Part No.	Serial Number	Description	Qty.
50	372501	(0000–0046) Valve, Trim, Fuel, Normal Flow	1
51	372497	(0000–0046) Valve, Body, Throttle, Lpg	1
52	63810	(0000–0046) Clamp, Hose, Wormdrive, 0.56–1.06d, .56w	9
53	51839	(0000–0046) Fitting, Brs, E90, Em10/Pm06	1
54	83578	(0000–0046) Tube, Air Bleed, .62d 2.2l .12npt Alm	1
55	1015930	(0000–0046) Fitting, Brs, Str, Pf04/Pm02	1
56	51305	(0000–0046) Fitting, Draincock, E90, .25npt	1
57	43844	(0000–0046) Clamp, Hose, Wormdrive, 0.25–0.62d, .31w	1
58	73471	(0000–0046) Hose, Pvc, Clr, 0.38id 0.56od 22.00l	1

Fig. 19 – Engine EFI Group, LPG (0047–0499)

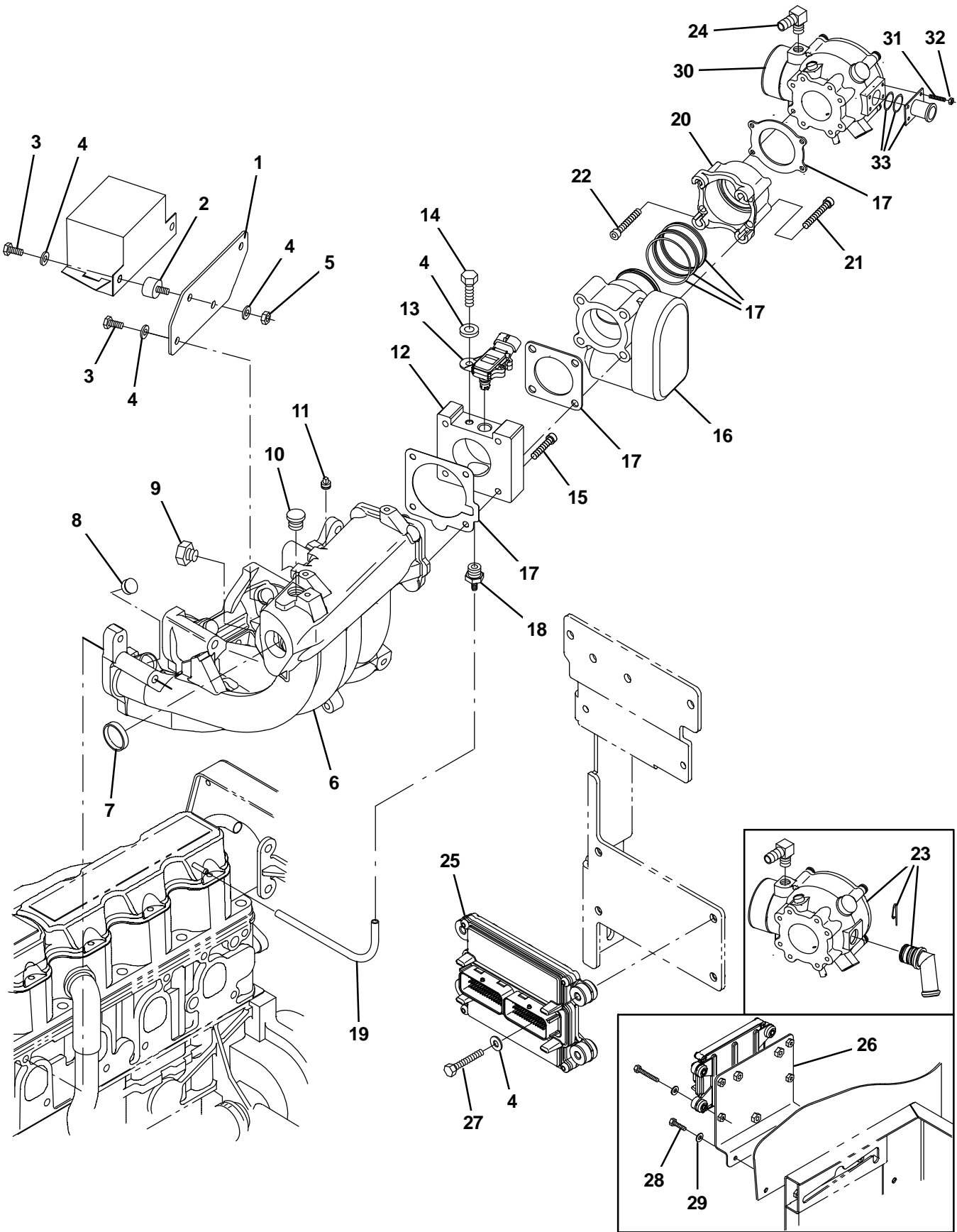


Fig. 19 – Engine EFI Group, LPG (0047–0499)

Ref.	Part No.	Serial Number	Description	Qty.
1	1031312	(0047–0499) Plate, Mtg, Relay	1
2	372470	(0047–0499) Isolator, Box, Relay	2
3	19315	(0047–0499) Screw, Hex, .25–20 X 0.50, G5	4
4	32490	(0047–0499) Washer, Flat, 0.25, Std	9
5	19312	(0047–0499) Nut, Hex, Std, .25–20	2
6	372547	(0047–0499) Manifold, Intake [1.6l]	1
7	372549	(0047–0499) Plug, Manifold, Intake	1
8	372579	(0047–0499) Plug, Hole, Injector	4
9	384995	(0047–0499) Fitting, Plug, M16, Intake Manifold	1
10	372550	(0047–0499) Plug, Port, Sensor [Map]	1
11	372548	(0047–0499) Plug, .12npt, Ss	1
12	372534	(0047–0222) Adapter, Intake, Throttle Body	1
12	9006619	(0223–0499) Adapter [E100 Mixer Gm 1.6l 2010]	1
13	384985	(0047–0499) Sensor [T Map]	1
14	19317	(0047–0499) Screw, Hex, .25–20 X 0.75, G5	1
15	06532	(0047–0499) Screw, Soc, M6 X 1.00 X 25, 12.9	4
16	384974	(0047–0499) Housing, Throttle, 40mm [Bosch]	1
17	9003391	(0047–0499) Gasket Kit, Repair, Lpg [Gm1.6l 2007]	1
18	372543	(0047–0499) Fitting, Vacuum [M16–15–6h]	1
19	384972	(0047–0499) Hose, Vacuum, 0.22id X 15.0l	1
20	384996	(0047–0499) Adapter, Valve, 400mm [Bosch]	1
21	09037	(0047–0499) Screw, Soc, M8 X 1.25 X 70, 12.9	4
22	384991	(0047–0499) Bolt, Soc Head, M5 X 80 X 35	4
23	384980	(0047–0222) Mixer, W/70deg Ftg	1
23	9006618	(0223–0499) Vaporizer [Mixer E100lp Gm1.6l 2010]	1
24	384976	(0047–0499) Fitting, E90	1
25	1028722	(0047–0222) Module, Ecu, Lpg [Gm1.6l 2007]	1
25	1056233	(0223–0499) Module, Ecu, Lpg [Gm1.6l 2010]	1
26	1029082	(0047–xxxx) Bracket, Mtg, Ecu	1
27	06946	(0047–0499) Screw, Hex, M6 X 1.00 X 35, 8.8	4
28	06942	(0047–xxxx) Screw, Hex, M6 X 1.00 X 16, 8.8	2
29	32483	(0047–xxxx) Washer, Flat, 0.25, Sae	2
30	9006618	(0223–0499) Mixer [E100lp Gm1.6l 2010]	1
31	9007424	(0223–0499) Stud, M05–0.8 [Gm1.6L Lp 2010]	4
32	9007423	(0223–0499) Nut, Flng, M05–0.8 [Gm1.6L Lp 2010]	4
33	1055170	(0223–0499) Fitting, Fuel [Mixer E100Lp 2010]	1

Fig. 20 – Engine EFI Group, LPG (0500–)

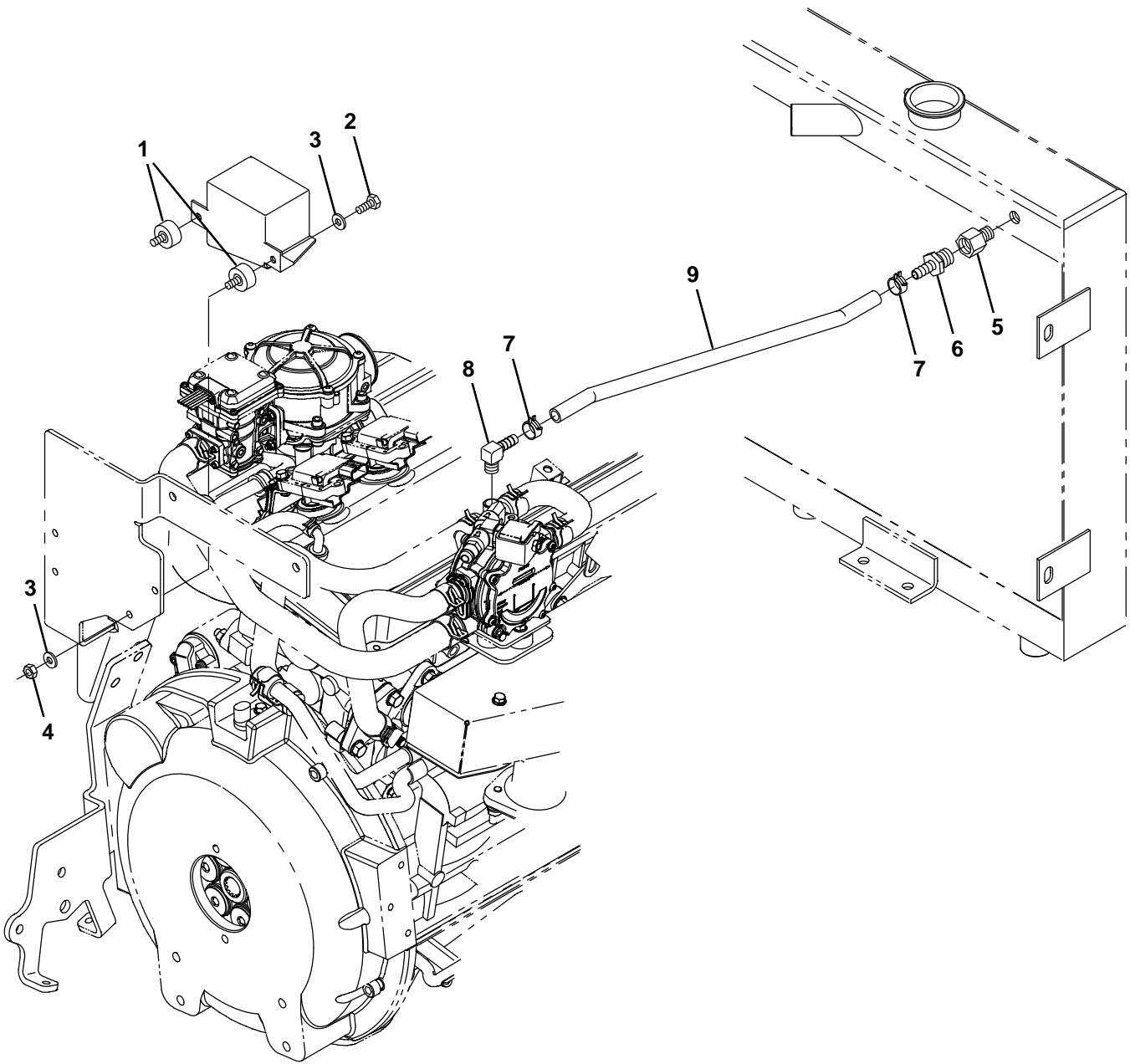


Fig. 20 – Engine EFI Group, LPG (0500–)

Ref.	Part No.	Serial Number	Description	Qty.
1	372470	(0500–)	Isolator, Box, Relay	2
2	19315	(0500–)	Screw, Hex, .25–20 X 0.50, G5	2
3	32490	(0500–)	Washer, Flat, 0.25, Std	4
4	19312	(0500–)	Nut, Hex, Std, .25–20	2
5	1071440	(0500–)	Fitting, Brs, Str, Pf06/Pm04	1
6	36159	(0500–)	Fitting, Brs, Str, Bm06/Pm06	1
7	1072559	(0500–)	Clamp, Hose, Spring Stl, 0.58d X 0.31w	2
8	1015815	(0500–)	Fitting, Brs, E90, Bm06/Pm04	1
9	1072408	(0500–)	Hose, Afmkt, Rbr, Heater, 0.38id, 03ft	1

Fig. 21 – Engine Vaporizer Group, LPG (0047–0222)

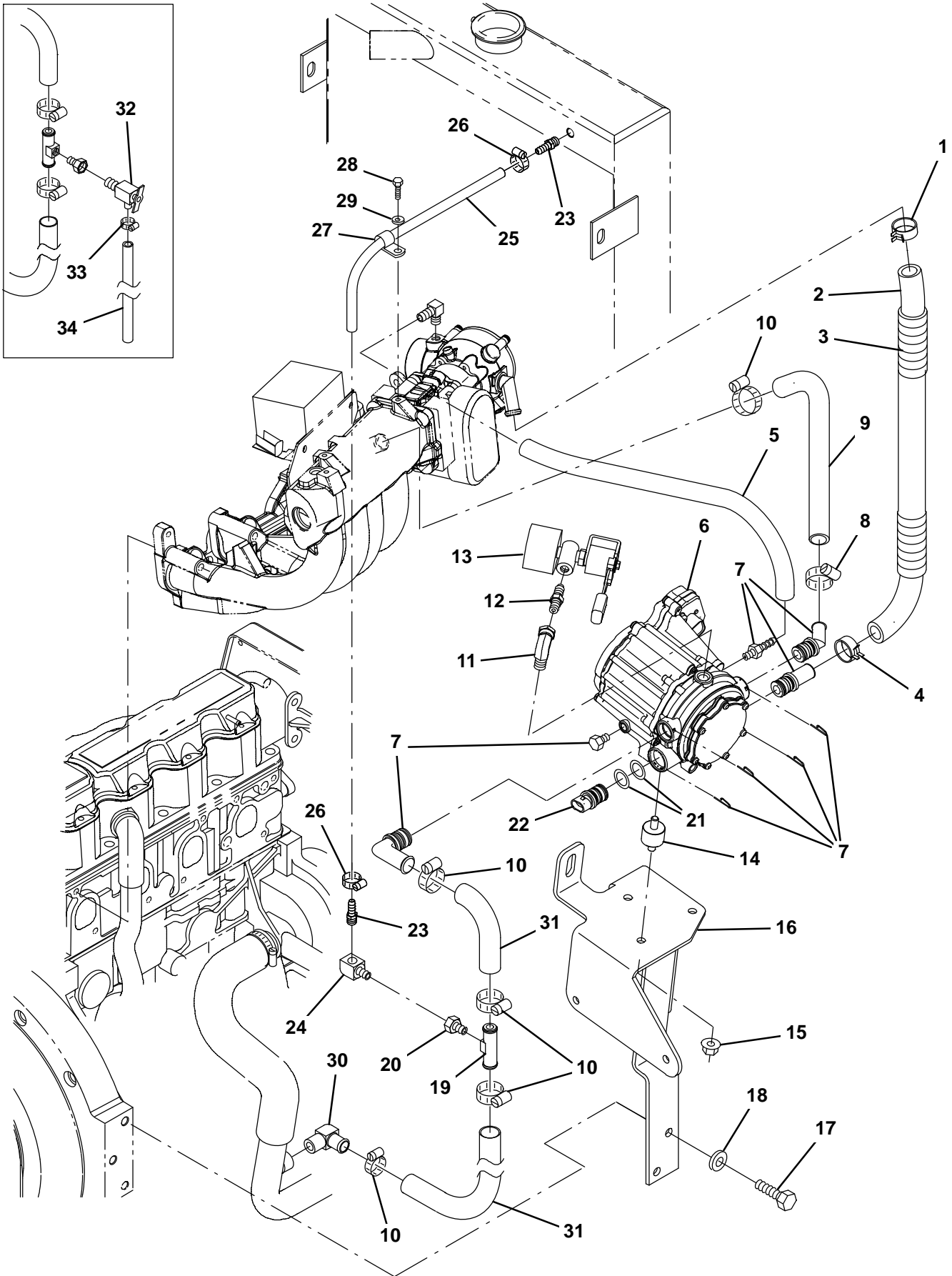


Fig. 21 – Engine Vaporizer Group, LPG (0047–0222)

Ref.	Part No.	Serial Number	Description	Qty.	
1	384970	(0047–0222)) Clamp, Hose, Spring, 0.75d	1	
2	384983	(0047–0222)) Hose [Mixer To Epr]	1	
3	384971	(0047–0222)) Cover, Hose	1	
4	384979	(0047–0222)) Clamp, Hose, Spring, 0.62d	1	
5	384973	(0047–0222)) Hose, Supply, Gas, .25id	1	
6	384977	(0047–0222)) Regulator [Ep]	1	
7	384978	(0047–0222)) Fitting Kit [Epr]	1	
8	372539	(0047–0222)) Clamp, Hose, 1.0	1	
9	384984	(0047–0222)) Hose [Epr To Manifold]	1	
10	63810	(0047–0222)) Clamp, Hose, Wormdrive, 0.56–1.06d, .56w	5	
11	11442–1	(0047–0222)) Fitting, Hyd, E90, Spcl	1	
12	372529	(0047–0222)) Fitting, Nipple, .25mal	1	
▽	13	384975	(0047–0222)) Valve, Lock Off	1
▲		372615	(0047–0222)) Filter Kit, Fuelock, Lpg	1
14	384986	(0047–0222)) Isolator [Epr]	3	
15	07791	(0047–0222)) Nut, Hex, Flng, M8 X 1.25	3	
16	1028343	(0047–0222)) Bracket Wldt, Mtg, Regulator, Lpg	1	
17	371770	(0047–0222)) Screw	2	
18	371877	(0047–0222)) Washer, Flat, 0.38, Hardened	2	
19	83578	(0047–0222)) Tube, Bleed, Air, .62od 2.2l .12npt, Alm	1	
20	1015930	(0047–0222)) Fitting, Brs, Str, Pf04/Pm02	1	
21	1041151	(0047–0222)) Seal, Org, Sensor, Temp [Epr]	2	
22	1041152	(0047–0222)) Sensor, Temp [Epr]	1	
23	150516	(0091–0222)) Fitting, Brs, Str, Bm06/Pm05	2	
24	27048	(0091–0222)) Fitting, Brs, E90, Pf04/Pm04	1	
25	1043481	(0091–0222)) Hose, Heater, 0.38id	1	
26	54333	(0091–0222)) Clamp, Hose, Wormdrive, 0.31–0.88d, .31w	2	
27	67767	(0091–0222)) Clamp, Cable, Stl, 0.69d X 0.62w, 1hole	1	
28	06942	(0091–0222)) Screw, Hex, M6 X 1.00 X 16, 8.8	1	
29	32490	(0091–0222)) Washer, Flat, 0.25, Std	1	
30	51839	(0047–0222)) Fitting, Brs, E90, Em10/Pm06	1	
31	372528	(0047–0222)) Hose, Mold, .62 To .75 (Cut in 2)	1	
32	51305	(0047–0090)) Fitting, Draincock, E90, .25npt	1	
33	43844	(0047–0090)) Clamp, Hose, Wormdrive, 0.25–0.62d, .31w	1	
34	73471	(0047–0090)) Hose, Pvc, Clr, 0.38id 0.56od 022.0l	1	

Fig. 22 – Engine Vaporizer Group, LPG (0223–0499)

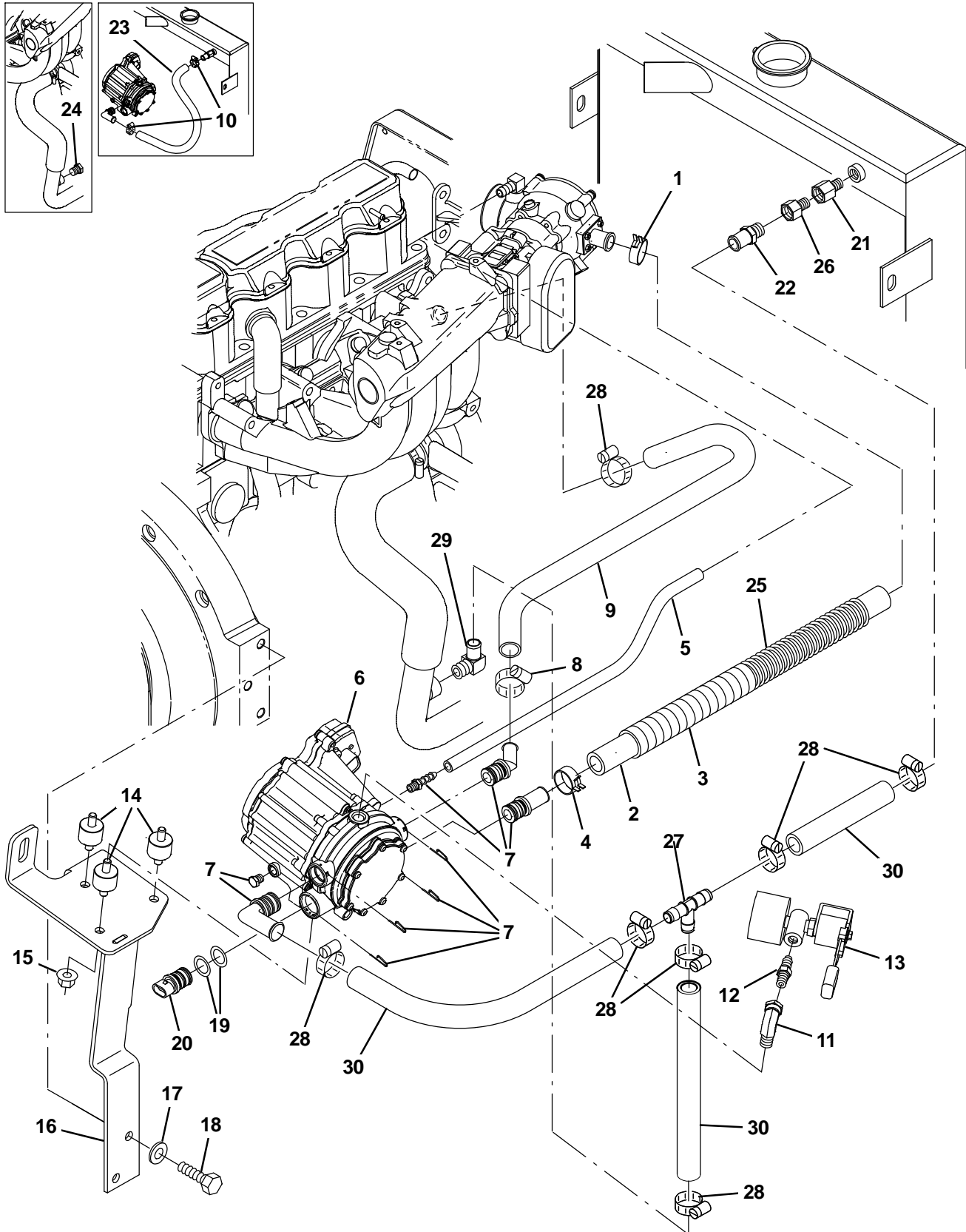


Fig. 22 – Engine Vaporizer Group, LPG (0223–0499)

Ref.	Part No.	Serial Number	Description	Qty.	
1	384970	(0223–0499)) Clamp, Hose, Spring, 0.75d	1	
2	9007552	(0223–0499)) Hose, Fuel [Mixer To Epr, 22.5"L]	1	
3	384971	(0223–0499)) Cover, Hose	1	
4	384979	(0223–0499)) Clamp, Hose, Spring, 0.62d	1	
5	384973	(0223–0499)) Hose, Supply, Gas, .25id	1	
6	384977	(0223–0499)) Regulator [Ep]	1	
7	384978	(0223–0499)) Fitting Kit [Epr]	1	
8	372539	(0223–0499)) Clamp, Hose, 1.0	1	
9	384984	(0223–0499)) Hose [Epr To Manifold]	1	
10	63810	(0223–xxxx)) Clamp, Hose, Wormdrive, 0.56–1.06d, .56w	3	
11	11442–1	(0223–0499)) Fitting, Hyd, E90, Spcl	1	
12	372529	(0223–0499)) Fitting, Nipple, .25mal	1	
▽	13	9006620	(0223–0499)) Valve, Lock Off [Gm 1.6L 2010]	1
▲	14	9007380	(0223–0499)) Filter, Fuellock, Lpg [Gm1.6L 2010]	1
	14	384986	(0223–0499)) Isolator [Epr]	3
15	07791	(0223–0499)) Nut, Hex, Fing, M8 X 1.25	3	
16	1056300	(0223–0499)) Bracket Wldt, Mtg, Reg, Lpg[Gm 2010]	1	
17	371770	(0223–0499)) Screw	2	
18	371877	(0223–0499)) Washer, Flat, 0.38, Hardened	2	
19	1041151	(0223–0499)) Seal, Org, Sensor, Temp [Epr]	2	
20	1041152	(0223–0499)) Sensor, Temp [Epr]	1	
21	1042772	(0223–0499)) Fitting, Brs, Str, Pf06/Pm04	2	
22	27767	(0223–0499)) Fitting, Brs, Str, Em10/Pm06	1	
23	13048	(0223–xxxx)) Hose, Heater, 0.62id, 038.0l	1	
24	762282	(0223–xxxx)) Fitting, Hyd, Plug, Pm06	1	
25	9007553	(0223–0499)) Spring, 3/4 X 16 [Gm1.6L 2010 Lpg]	1	
26	1015547	(0223–0499)) Fitting, Adapter, Orifice, Pf06/Pm06	1	
27	1062116	(xxxx–0499)) Fitting, Plstc, Tee, Bm10/Bm10/Bm10	1	
28	63810	(xxxx–0499)) Clamp, Hose, Wormdrive, 0.56–1.06d, .56w	7	
29	51839	(xxxx–0499)) Fitting, Brs, E90, Em10/Pm06	1	
30	1016561	(xxxx–0499)) Hose, Afmkt, Rbr, Heater, 0.62id, 08ft	1	

Fig. 23 – Engine Fuel Tank Group, Gasoline (0000–0046)

Ref.	Part No.	Serial Number	Description	Qty.	
1	1026550	(0000–0046)) Tray Wldt, Fuel	1	
2	87730	(0000–0046)) Hose, Fuel, 0.31id 12.0l	1	
3	1026759	(0000–0046)) Insulation, Flame–Retardant, 0.5	1	
4	1012160	(0000–0046)) Hose, Fuel, 0.31id 24.0l	1	
5	1011107	(0000–0046)) Pump, Fuel, Hi Press [Gm 1.6l/3.0l]	1	
6	372440	(0000–0046)) Filter, Fuel [Gm 1.6l/3.0l]	1	
7	1013086	(0000–0046)) Connector, Fuel, Qf	1	
8	9000355	(0000–0046)) Fitting, Brs, E90, Em05/Pm04	1	
▽	9	9002395	(0000–0046)) Tank, Fuel, 11.26Gal, gas, Replmt	1
▲	10	48267	(0000–0046)) Cap, Tank, Fuel, 2.3neck 2.6d	1
▲		1039521	(0000–0046)) Send–Unit, Fuel	1
	11	1025229	(0000–0046)) Strap, Tank, Gas	4
	12	39277	(0000–0046)) Screw, Hex, M8 X 1.25 X 25, 8.8	2
	13	32491	(0000–0046)) Washer, Flat, 0.31, Std	2
	14	08709	(0000–0046)) Nut, Hex, Lock, M8 X 1.25, NI	2
	15	32483	(0000–0046)) Washer, Flat, 0.25 Sae	4
	16	32981	(0000–0046)) Nut, Hex, Lock, .25–20, NI	4
	17	1023482	(0000–0046)) Hose, Fuel, 0.50id 21.0l	1
	18	54333	(0000–0046)) Clamp, Hose, Wormdrive, 0.31–0.88d, .31w	1
	19	39277	(0000–0046)) Screw, Hex, M8 X 1.25 X 25, 8.8	2
	20	1019416	(0000–0046)) Bracket, Mtg, Fuel	1
	21	1013086	(0000–0046)) Connector, Fuel, Qf	1
	22	1019939	(0000–0046)) Connector, Fuel, E90, Qf	1
	23	21197	(0000–0046)) Screw, Hex, .38–16 X 1.00, 5	2
	24	32492	(0000–0046)) Washer, Flat, 0.38 Std	2
	25	1011895	(0000–0046)) Clamp, Cable, Stl, 2.00d X 0.75w, 1 Hole	2
	26	383912	(0000–0046)) Sleeve, P/M, 0.43b 1.00d 1.0l, Stl	1
	27	16931	(0000–0046)) Screw, Hex, M8 X 1.25 X 20, 8.8	1
	28	06956	(0000–0046)) Screw, Hex, M8 X 1.25 X 45, 8.8	1
	29	32491	(0000–0046)) Washer, Flat, 0.31, Std	6
	30	08709	(0000–0046)) Nut, Hex, Lock, M8 X 1.25, NI	4
	31	1026664	(0000–0046)) Fuelline, .31d Str/Str, Plstc	1
	32	1019394	(0000–0046)) Fuelline, .31d Str/Str, Plstc	1
	33	27048	(0000–0046)) Fitting, Brs, E90, Pf04/Pm04	1
	34	398468	(0000–0046)) Fitting, Brs, Str, Pm04/Pm04	1
	35	1019940	(0000–0046)) Valve, Ball, 04pf, Chm W/ Handle	1
	36	392629	(0000–0046)) Fitting, Brs, Str, Bm05/Pm04	1
	37	54333	(0000–0046)) Clamp, Hose, Wormdrive, 0.31–0.88d, .31w	4

Fig. 24 – Engine Fuel Tank Group, Gasoline (0047-)

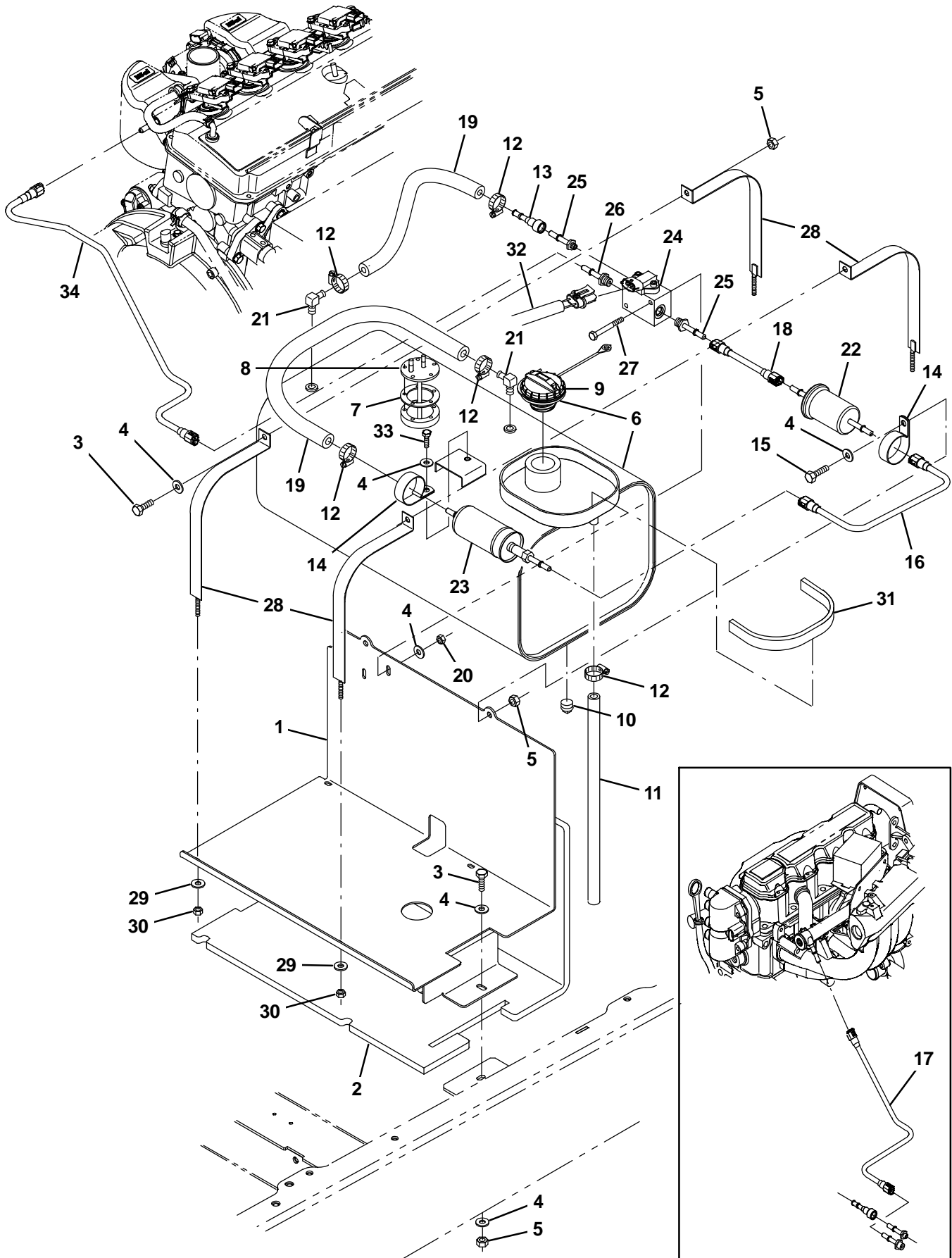


Fig. 24 – Engine Fuel Tank Group, Gasoline (0047–)

Ref.	Part No.	Serial Number	Description	Qty.
1	1026550	(0047–)	Tray Wldt, Fuel	1
2	1026759	(0047–)	Insulation, Flame-Retardant, 0.5	1
3	39277	(0047–)	Screw, Hex, M8 X 1.25 X 25, 8.8	4
4	32491	(0047–)	Washer, Flat, 0.31, Std	8
5	08709	(0047–)	Nut, Hex, Lock, M8 X 1.25, NI	5
▽	6	9003610	(0047–) Tank, Fuel, 11.2gal, Gas, Replmt [2007]	1
▲	7	1033897	(0047–) Gasket, Sender, Fuel	1
▲	8	1033901	(0047–) Send-Unit, Fuel [2007]	1
▲	9	1032812	(0047–) Cap, Fuel, Tank	1
▲	10	48126	(0047–) Fitting, Pipe, Plug, Pm02, Sq Head	1
	11	1023482	(0047–) Hose, Fuel, 0.50id, 21.0l	1
	12	54333	(0047–) Clamp, Hose, Wormdrive, 0.31–0.88d, .31w	1
	13	1013086	(0047–) Connector, Fuel, Qf	2
	14	1011895	(0047–) Clamp, Cable, Stl, 2.00d X 0.75w, 1hole	2
	15	06956	(0047–) Screw, Hex, M8 X 1.25 X 45, 8.8	2
	16	1034676	(0047–) Fuelline, .31d Str/Str,Plstc[M20/T20 07]	1
	17	1034655	(0047–0499) Fuelline, .31d Str/Str,Plstc[M20/T20 07]	1
	18	1012248	(0047–) Fuelline, .31d Str/Str, Plstc	1
	19	1033746	(0047–) Hose, Fuel, 0.31id [Evap Emission 07]	2
	20	54333	(0047–) Clamp, Hose, Wormdrive, 0.31–0.88d, .31w	4
	21	9000355	(0047–) Fitting, Brs, E90, Em05/Pm04	2
	22	372440	(0047–) Filter, Fuel [Gm 1.6l/3.0l]	1
	23	1011107	(0047–) Pump, Fuel, Hi Press [Gm 1.6l/3.0l]	1
	24	1028924	(0047–) Manifold, Gas, Relief, Valve	1
	25	1029293	(0047–) Fitting, Fuel, Str, 0.56–18 [07 Eng]	2
	26	1029295	(0047–) Fitting, Fuel, Str, 0.38–24 [07 Eng]	1
	27	06949	(0047–) Screw, Hex, M6 X 1.0 X 50, 8.8	2
	28	1025229	(0047–) Strap, Tank, Gas	4
	29	32483	(0047–) Washer, Flat, 0.25, Sae	4
	30	32981	(0047–) Nut, Hex, Lock, .25–20, NI	4
	31	62595–15	(0047–) Molding, Trim, Pvc, .08–.11 13.2l	1
	32	385009	(0047–) Harness, Manifold, Gas	1
	33	16931	(0047–) Screw, Hex, M8 X 1.25 X 20, 8.8	1
	34	1071388	(0500–) Fuelline, .31d Str/Str, Plstc [Mit 2013]	1

Fig. 25 – Engine Fuel Tank Group, LPG

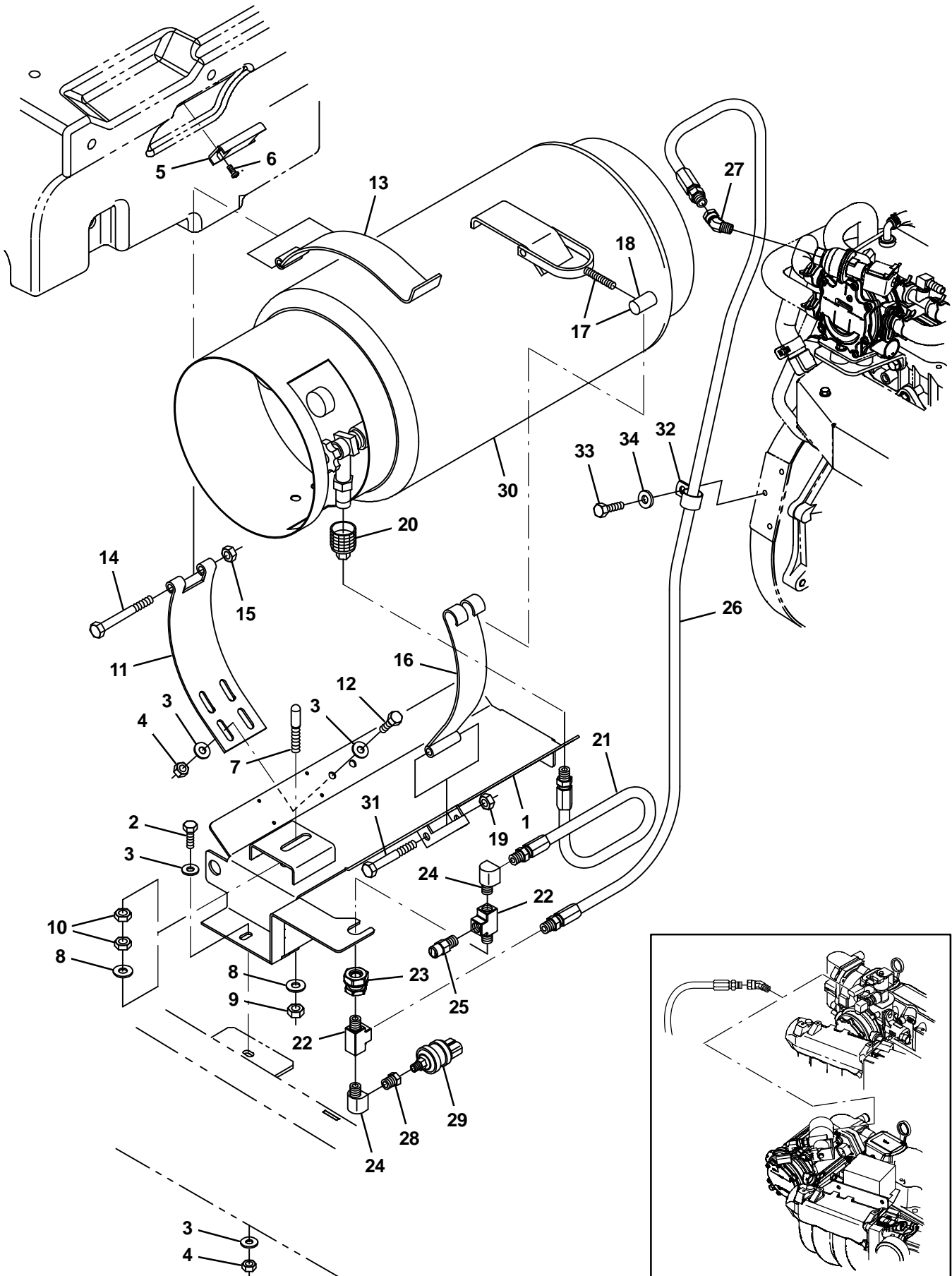


Fig. 25 – Engine Fuel Tank Group, LPG

Ref.	Part No.	Serial Number	Description	Qty.
1	1017947	(0000–) Tray Wldt, Lpg	1
2	39277	(0000–) Screw, Hex, M8 X 1.25 X 25, 8.8	2
3	32491	(0000–) Washer, Flat, 0.31, Std	8
4	08709	(0000–) Nut, Hex, Lock, M8 X 1.25, NI	4
5	63378	(0000–) Magnet, Drive Brush	1
6	09200	(0000–) Screw, Pan, M5 X 0.8 X 12, Ss	2
7	1024934	(0000–) Pin, Locating, Lpg	1
8	32492	(0000–) Washer, Flat, 0.38 Std	2
9	41430	(0000–) Nut, Hex, Lock, M10 X 1.5, NI	1
10	32716	(0000–) Nut, Hex, Jam, M10 X 1.5, Ss	2
11	58589	(0000–) Strap, Mtg, Tank, Lpg	1
12	16931	(0000–) Screw, Hex, M8 X 1.25 X 20, 8.8	2
13	57297	(0000–) Strap, Mtg, Tank, Lpg, Hinge	1
14	35710	(0000–) Screw, Hex, .38–16 X 3.75, 5	1
15	59156	(0000–) Nut, Hex, Lock, .38–16, NI, Ss	1
16	58590	(0000–) Strap, Mtg, Tank, Lpg	1
▽	17	53400–1	(0000–) Latch Assy, Mtg, Tank, Lpg, W/Nut	1
▲	18	53400–4	(0000–) Nut, Adj, Mtg, Tank, Lpg	1
19	36643	(0000–) Nut, Hex, Lock, .38–16, NI, Thin	1
20	97680	(0000–) Fitting, Brs, Qdc, Pf04, Lpg Fem, TnvNV	1
21	22308	(0000–) Hose, Lpg, Med05, Pm04str, 027.0	1
22	24929	(0000–) Fitting, Hyd, Tee, Pf04/Pf04/Pm04, Run	2
23	78122	(0000–) Fitting, Brs, Str, Pf04/Pf04, Bh	1
24	27048	(0000–) Fitting, Brs, E90, Pf04/Pm04	2
25	24047	(0000–) Valve, Lpg, Press Relief [Rego]	1
26	19760	(0000–) Hose, Lpg, Med05, Pm04str/Sm04str, 55.0l	1
27	392645	(0000–) Fitting, Pipe, E45, Spcl	1
28	17414	(0000–) Fitting, Hyd, Str, Pf02/Pm04	1
29	23156	(0000–) Switch, Press, 12vdc 08a Spst Nc 0070psi	1
30	24928–1	(0000–) Tank, Lpg, 33lb, W/ Gauge [Empty, Liq]	1
31	35707	(0000–) Screw, Hex, .38–16 X 3.00, 5	1
32	69234	(0500–) Clamp, Cable, Stl, 1.00d X 0.75w, 1hole	1
34	09740	(0500–) Screw, Hex, M8 X 1.25 X 20, Ss	1
34	32491	(0500–) Washer, Flat, 0.31, Std	1

Fig. 26 – Engine Air Cleaner Group, Gasoline (0000-0046)

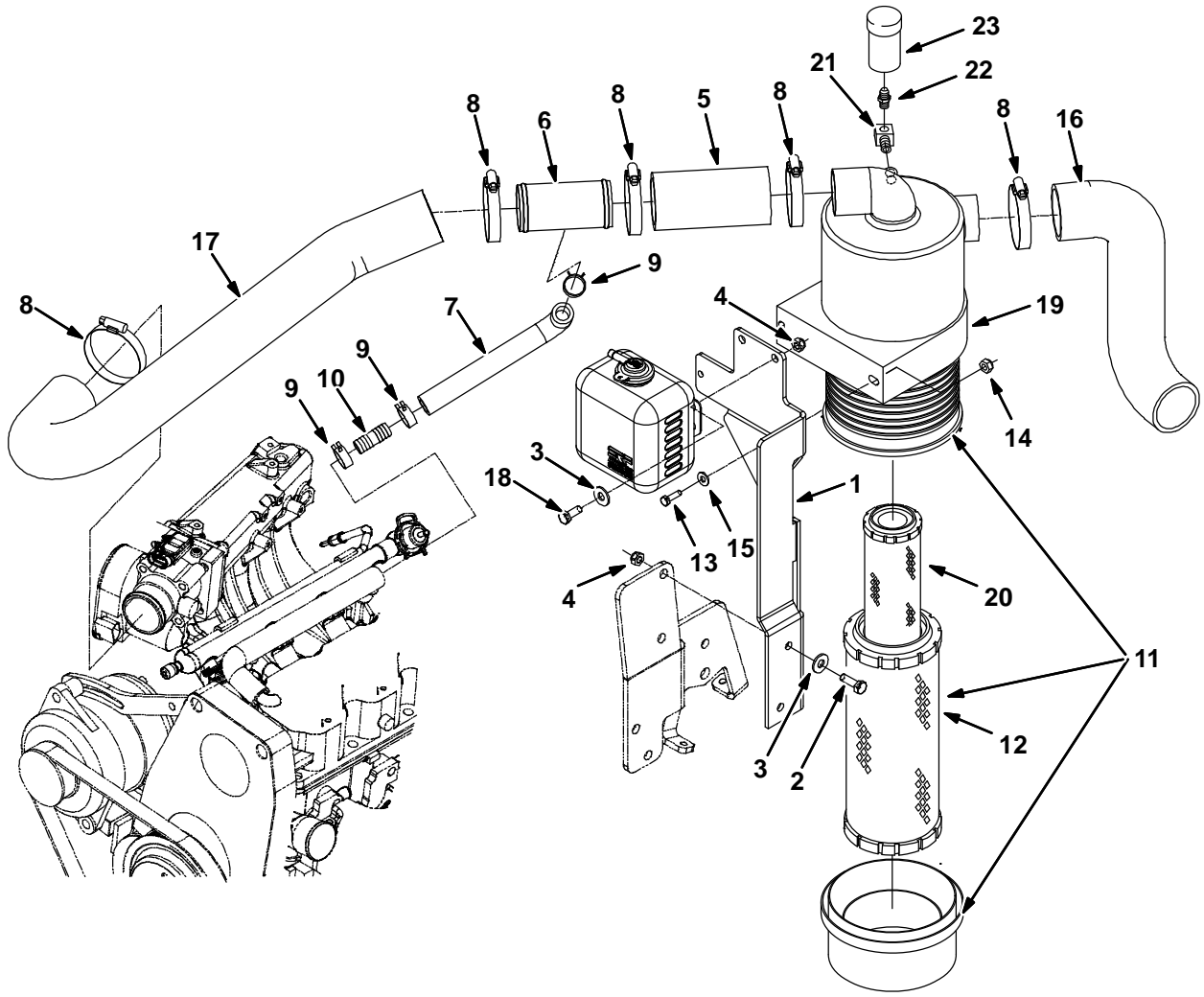


Fig. 26 – Engine Air Cleaner Group, Gasoline (0000–0046)

Ref.	Part No.	Serial Number	Description	Qty.	
1	1027856	(0000–0046) Bracket, Mtg, Fltr, Air	1	
2	39277	(0000–0046) Screw, Hex, M8 X 1.25 X 25, 8.8	2	
3	32491	(0000–0046) Washer, Flat, 0.31, Std	4	
4	08709	(0000–0046) Nut, Hex, Lock, M8 X 1.25, NI	4	
5	15543–2	(0000–0046) Hose, Rbr, 2.00id 2.50od 05.0l	1	
6	1011780	(0000–0046) Tube Wldt, Tee	1	
7	1021514	(0000–0046) Hose, Heater, E90, 0.62id 07.0 2.0	1	
8	14432	(0000–0046) Clamp, Hose, Wormdrive, 1.81–2.75d, .50w	5	
9	1011899	(0000–0046) Clamp, Hose, Spring Stl, 0.86d X 0.38w	3	
10	365164	(0000–0046) Fitting, Plstc, Str, Bm10/Bm10	1	
▽	11	369745	(0000–0046) Filter Assy, Air	1
▲	12	369746	(0000–0046) Element, Fltr, Air [Dn]	1
	13	06943	(0000–0046) Screw, Hex, M6 X 1.0 X 20, 8.8	2
	14	08708	(0000–0046) Nut, Hex, Lock, M6 X 1.0, NI	2
	15	32483	(0000–0046) Washer, Flat, 0.25 Sae	2
	16	1020949	(0000–0046) Hose, Intake, Mold, 2.00id [Epdm]	1
	17	1017978	(0000–0046) Hose, Intake, Mold, 2.00id, Gas [Epdm]	1
	18	16931	(0000–0046) Screw, Hex, M8 X 1.25 X 20, 8.8	2
	19	369747	(0000–0046) Clamp, Mtg, Fltr, Air	1
	20	398279	(0000–0046) Element, Fltr, Air, Safety (Option)	1
	21	11984	(0000–0046) Fitting, Pipe, E90, Pf02/Pm02	1
	22	51560–5	(0000–0046) Fitting, Brs, Str, Pm02, Service	1
	23	03026	(0000–0046) Indicator, Service, Fltr, Air [20h20 Dn]	1

Fig. 27 – Engine Air Cleaner Group, Gasoline (0047-0499)

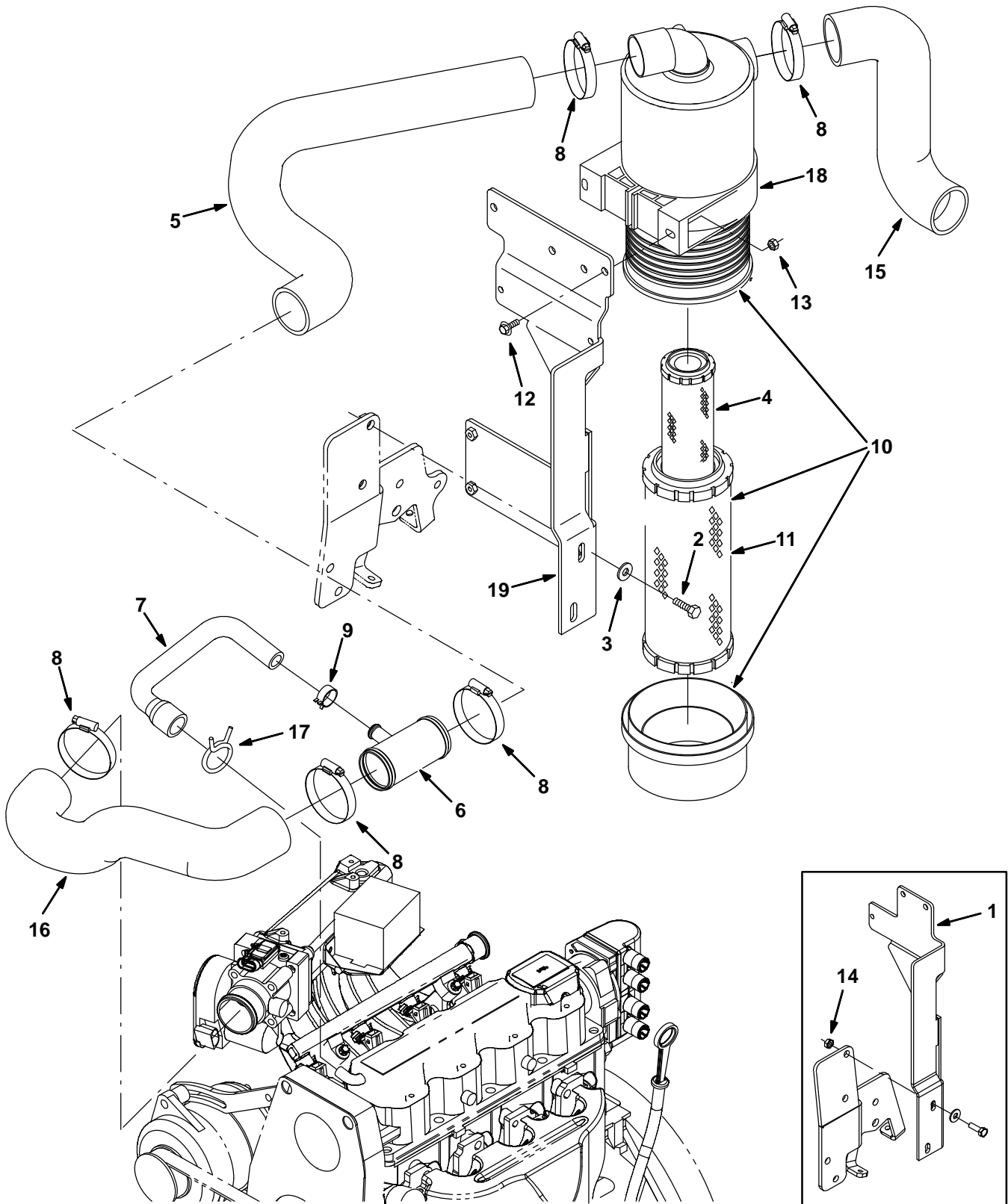


Fig. 27 – Engine Air Cleaner Group, Gasoline (0047–0499)

Ref.	Part No.	Serial Number	Description	Qty.
1	1027856	(0047–0222)	Bracket, Mtg, Fltr, Air	1
2	39277	(0047–0499)	Screw, Hex, M8 X 1.25 X 25, 8.8	2
3	32491	(0047–0499)	Washer, Flat, 0.31, Std	2
4	398279	(0047–0499)	Element, Fltr, Air, Safety (Option)	1
5	1031614	(0047–0499)	Hose, Intake, Mold, 2.0id [Epdm M20/T20]	1
6	1011780	(0047–0499)	Tube Wldt, Tee	1
7	1032323	(0047–0499)	Hose, Vent, E90, 0.62id[Gm1.6l 2007]	1
8	14432	(0047–0499)	Clamp, Hose, Wormdrive, 1.81–2.75d, .50w	5
9	1011899	(0047–0499)	Clamp, Hose, Spring Stl, 0.86d X 0.38w	1
▽	10	369745	(0047–0499) Filter Assy, Air	1
▲	11	369746	(0047–0499) Element, Fltr, Air [Dn]	1
	12	1036892	(0047–0499) Screw, Hex, M6 X 1.00 X 25, 9.8 Sems	2
	13	08708	(0047–0499) Nut, Hex, Lock, M6 X 1.00, NI	2
	14	08709	(0047–xxxx) Nut, Hex, Lock, M8 X 1.25, NI	2
	15	1020949	(0047–0499) Hose, Intake, Mold, 2.00id [Epdm]	1
	16	1031609	(0047–0499) Hose, Intake, Mold, 2.0id, Gas	1
	17	371854	(0047–0499) Clamp, Spring, 1.50	1
	18	369747	(0047–0499) Clamp, Mtg, Fltr, Air	1
	19	1056355	(0223–0499) Bracket, Mtg, Fltr, Air	1

Fig. 28 – Engine Air Cleaner Group, Gasoline (0500–)

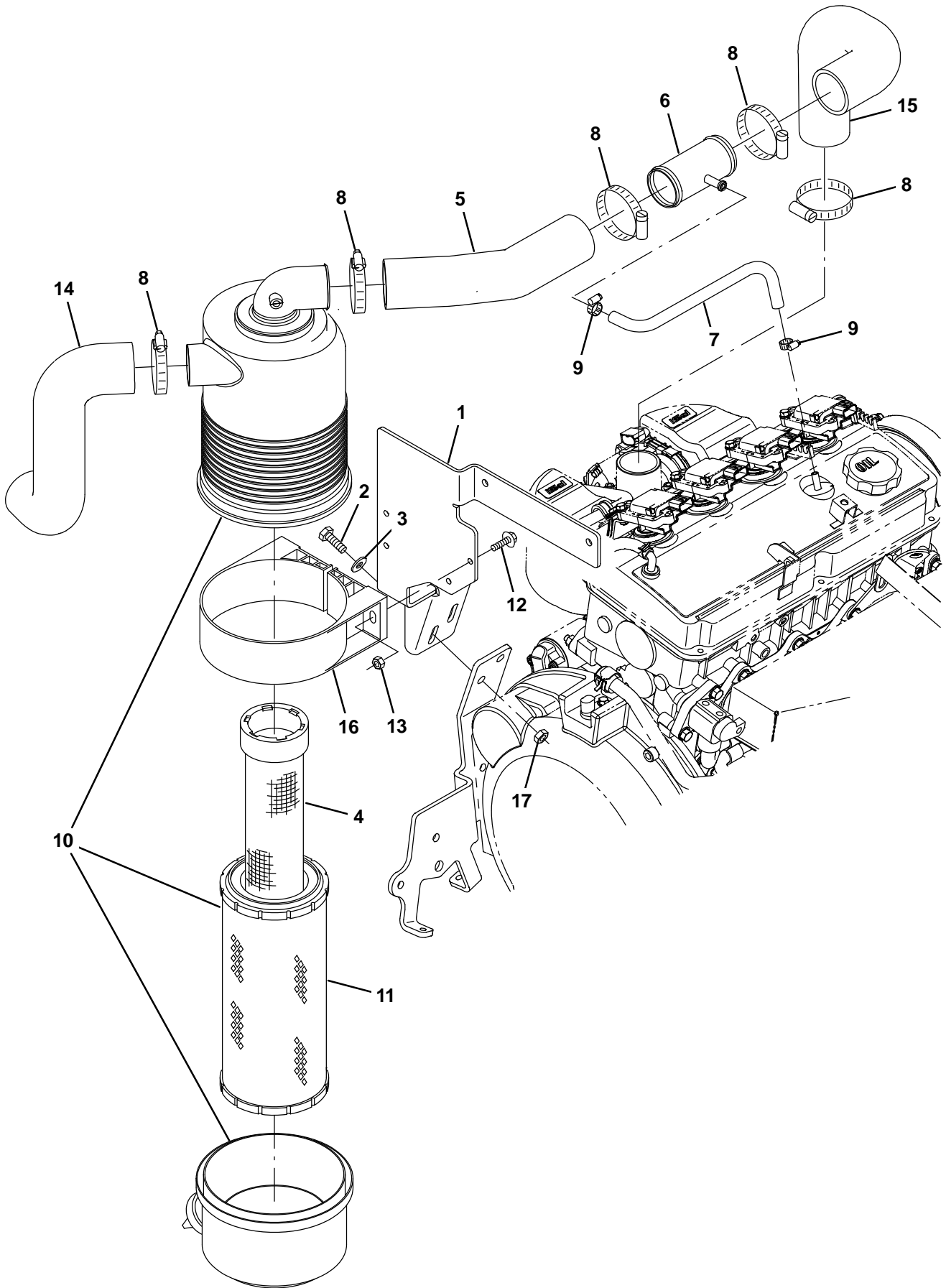


Fig. 28 – Engine Air Cleaner Group, Gasoline (0500–)

Ref.	Part No.	Serial Number	Description	Qty.
1	1070822	(0500–)	Bracket, Mtg, Fltr, Air [Mit 2013]	1
2	39277	(0500–)	Screw, Hex, M8 X 1.25 X 25, 8.8	2
3	32491	(0500–)	Washer, Flat, 0.31, Std	2
4	398279	(0500–)	Element, Fltr, Air, Safety (OPTION)	1
5	1070788	(0500–)	Hose, Intake, Mold [Epdm Mit 2013]	1
6	1070833	(0500–)	Tube Wldt, Tee [Mit 2013]	1
7	381391	(0500–)	Hose, Drain,Overflow,Radiator[1pick=1ft]	1
8	14432	(0500–)	Clamp, Hose, Wormdrive, 1.81–2.75d, .50w	5
9	54333	(0500–)	Clamp, Hose, Wormdrive, 0.31–0.88d, .31w	2
▽	10	369745	(0500–) Filter Assy, Air	1
▲	11	369746	(0500–) Element, Fltr, Air [Dn]	1
	12	1036892	(0500–) Screw, Hex, M6 X 1.00 X 25, 9.8 Sems	2
	13	08708	(0500–) Nut, Hex, Lock, M6 X 1.00, NI	2
	14	1020949	(0500–) Hose, Intake, Mold, 2.00id [Epdm]	1
	15	1071404	(0500–) Hose, Intake, Mold, Gas [Epdm Mit 2013]	1
	16	369747	(0500–) Clamp, Mtg, Fltr, Air	1
	17	08709	(0500–) Nut, Hex, Lock, M8 X 1.25, NI	2

Fig. 29 – Engine Air Cleaner Group, LPG (0000-0046)

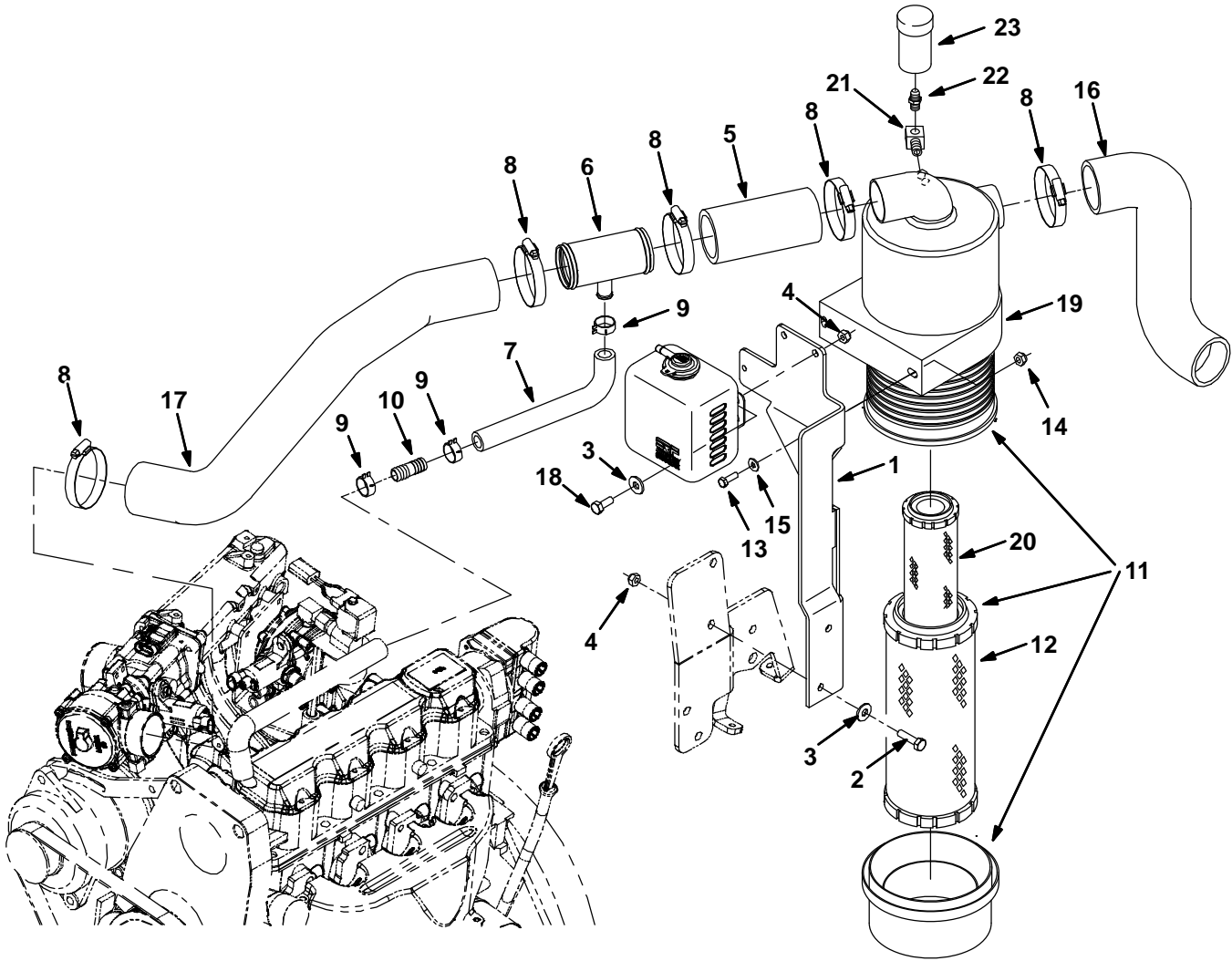


Fig. 29 – Engine Air Cleaner Group, LPG (0000–0046)

Ref.	Part No.	Serial Number	Description	Qty.	
1	1027856	(0000–0046)) Bracket, Mtg, Fltr, Air	1	
2	39277	(0000–0046)) Screw, Hex, M8 X 1.25 X 25, 8.8	2	
3	32491	(0000–0046)) Washer, Flat, 0.31, Std	4	
4	08709	(0000–0046)) Nut, Hex, Lock, M8 X 1.25, NI	4	
5	15543–2	(0000–0046)) Hose, Rbr, 2.00id 2.50od 05.0l	1	
6	1011780	(0000–0046)) Tube Wldt, Tee	1	
7	1021514	(0000–0046)) Hose, Heater, E90, 0.62id 07.0 2.0	1	
8	14432	(0000–0046)) Clamp, Hose, Wormdrive, 1.81–2.75d, .50w	5	
9	1011899	(0000–0046)) Clamp, Hose, Spring Stl, 0.86d X 0.38w	3	
10	365164	(0000–0046)) Fitting, Plstc, Str, Bm10/Bm10	1	
▽	11	369745	(0000–0046)) Filter Assy, Air	1
▲	12	369746	(0000–0046)) Element, Fltr, Air [Dn]	1
	13	06943	(0000–0046)) Screw, Hex, M6 X 1.0 X 20, 8.8	2
	14	08708	(0000–0046)) Nut, Hex, Lock, M6 X 1.0, NI	2
	15	32483	(0000–0046)) Washer, Flat, 0.25 Sae	2
	16	1020949	(0000–0046)) Hose, Intake, Mold, 2.00id [Epdm]	1
	17	1017987	(0000–0046)) Hose, Intake, Mold, 2.00id, Lpg [Epdm]	1
	18	16931	(0000–0046)) Screw, Hex, M8 X 1.25 X 20, 8.8	2
	19	369747	(0000–0046)) Clamp, Mtg, Fltr, Air	1
	20	398279	(0000–0046)) Element, Fltr, Air, Safety (Option)	1
	21	11984	(0000–0046)) Fitting, Pipe, E90, Pf02/Pm02	1
	22	51560–5	(0000–0046)) Fitting, Brs, Str, Pm02, Service	1
	23	03026	(0000–0046)) Indicator, Service, Fltr, Air [20h20 Dn]	1

Fig. 30 – Engine Air Cleaner Group, LPG (0047–0499)

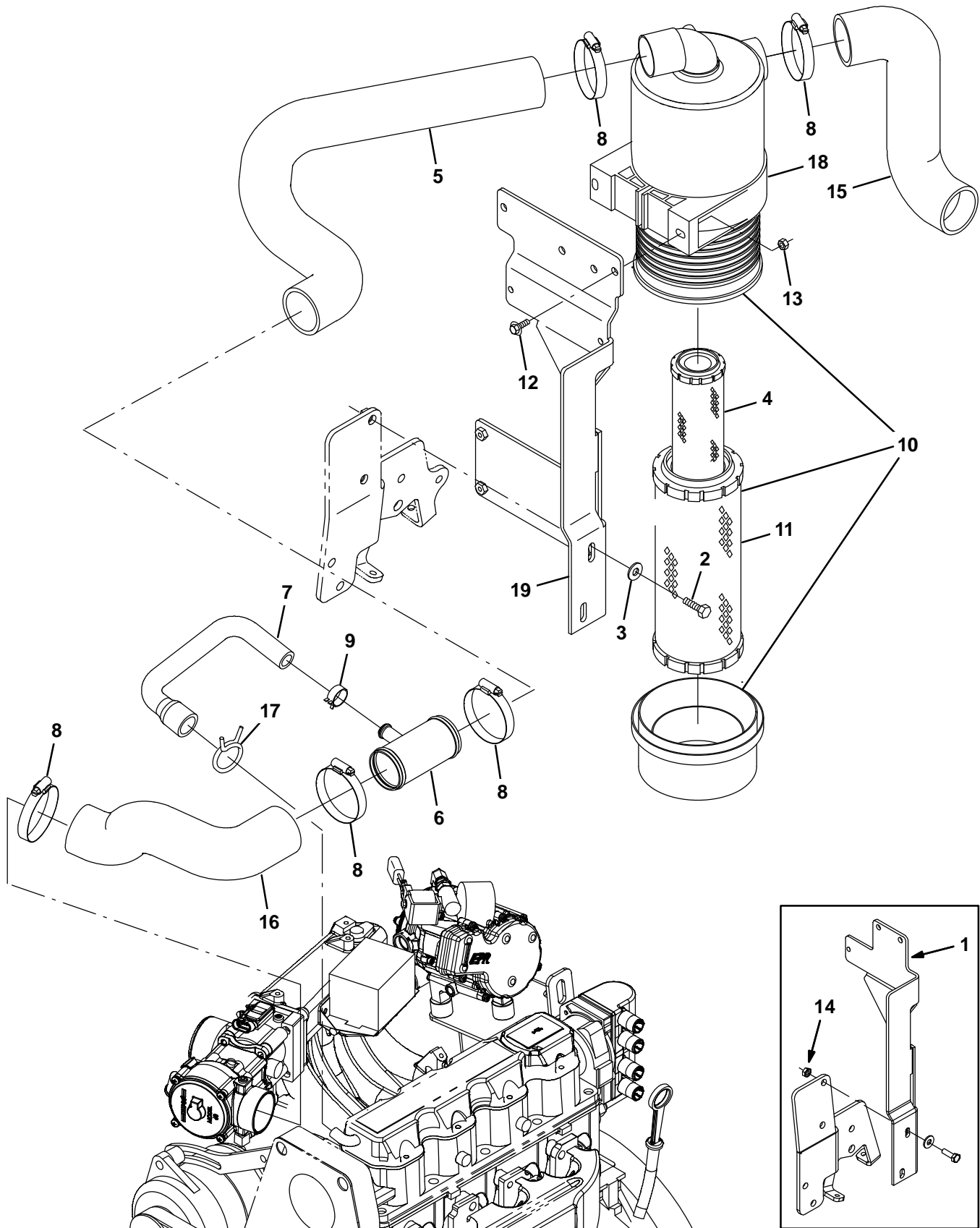


Fig. 30 – Engine Air Cleaner Group, LPG (0047–0499)

Ref.	Part No.	Serial Number	Description	Qty.	
1	1027856	(0047–0222) Bracket, Mtg, Fltr, Air	1	
2	39277	(0047–0499) Screw, Hex, M8 X 1.25 X 25, 8.8	2	
3	32491	(0047–0499) Washer, Flat, 0.31, Std	2	
4	398279	(0047–0499) Element, Fltr, Air, Safety (Option)	1	
5	1031614	(0047–0499) Hose, Intake, Mold, 2.0id [Epdm M20/T20]	1	
6	1011780	(0047–0499) Tube Wldt, Tee	1	
7	1032323	(0047–0499) Hose, Vent, E90, 0.62id[Gm1.6l 2007]	1	
8	14432	(0047–0499) Clamp, Hose, Wormdrive, 1.81–2.75d, .50w	5	
9	1011899	(0047–0499) Clamp, Hose, Spring Stl, 0.86d X 0.38w	1	
▽	10	369745	(0047–0499) Filter Assy, Air	1
▲	11	369746	(0047–0499) Element, Fltr, Air [Dn]	1
	12	1036892	(0047–0499) Screw, Hex, M6 X 1.00 X 25, 9.8 Sems	2
	13	08708	(0047–0499) Nut, Hex, Lock, M6 X 1.00, NI	2
	14	08709	(0047–xxxx) Nut, Hex, Lock, M8 X 1.25, NI	2
	15	1020949	(0047–0499) Hose, Intake, Mold, 2.00id [Epdm]	1
	16	1031553	(0047–0222) Hose, Intake, Mold, 2.0id, Lpg	1
	16	1054558	(0223–0499) Hose, Intake, Mold, 2.0id, Lpg [Gm 2010]	1
	17	371854	(0047–0499) Clamp, Spring, 1.50	1
	18	369747	(0047–0499) Clamp, Mtg, Fltr, Air	1
	19	1056355	(0223–0499) Bracket, Mtg, Fltr, Air	1

Fig. 31 – Engine Air Cleaner Group, LPG (0500–)

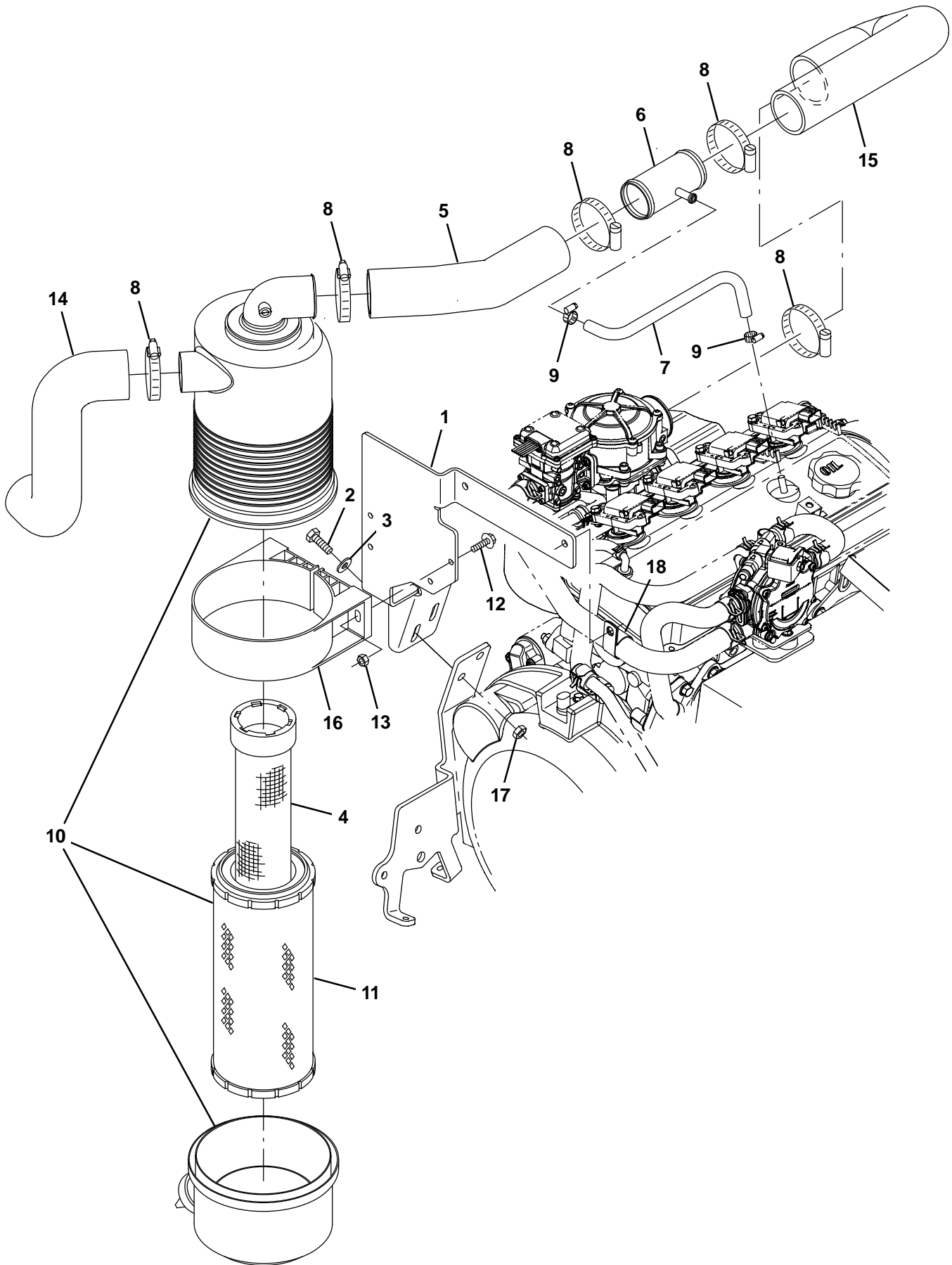


Fig. 31 – Engine Air Cleaner Group, LPG (0500–)

Ref.	Part No.	Serial Number	Description	Qty.	
1	1070822	(0500–)	Bracket, Mtg, Fltr, Air [Mit 2013]	1	
2	39277	(0500–)	Screw, Hex, M8 X 1.25 X 25, 8.8	2	
3	32491	(0500–)	Washer, Flat, 0.31, Std	2	
4	398279	(0500–)	Element, Fltr, Air, Safety (OPTION)	1	
5	1070788	(0500–)	Hose, Intake, Mold [Epdm Mit 2013]	1	
6	1070833	(0500–)	Tube Wldt, Tee [Mit 2013]	1	
7	381391	(0500–)	Hose, Drain,Overflow,Radiator[1pick=1ft]	1	
8	14432	(0500–)	Clamp, Hose, Wormdrive, 1.81–2.75d, .50w	5	
9	54333	(0500–)	Clamp, Hose, Wormdrive, 0.31–0.88d, .31w	2	
▽	10	369745	(0500–)	Filter Assy, Air	1
▲	11	369746	(0500–)	Element, Fltr, Air [Dn]	1
	12	1036892	(0500–)	Screw, Hex, M6 X 1.00 X 25, 9.8 Sems	2
	13	08708	(0500–)	Nut, Hex, Lock, M6 X 1.00, NI	2
	14	1020949	(0500–)	Hose, Intake, Mold, 2.00id [Epdm]	1
	15	1070787	(0500–)	Hose, Intake, Mold, Lpg [Epdm Mit2013]	1
	16	369747	(0500–)	Clamp, Mtg, Fltr, Air	1
	17	08709	(0500–)	Nut, Hex, Lock, M8 X 1.25, NI	2
	18	69234	(0500–)	Clamp, Cable, Stl, 1.00d X 0.75w, 1hole	1

Fig. 32 – Engine Alternator and Fan Group (0000–0499)

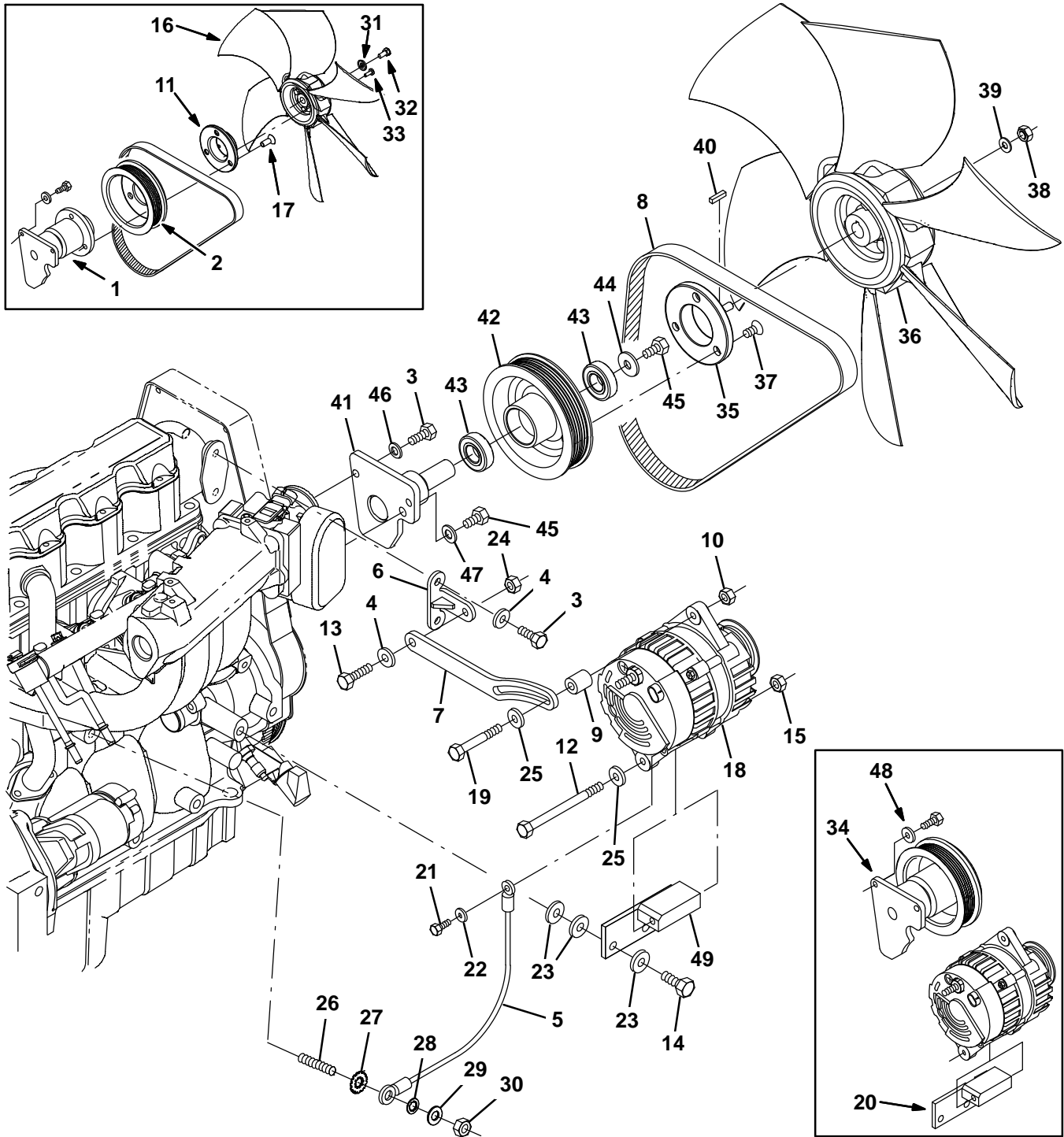


Fig. 32 – Engine Alternator and Fan Group (0000–0499)

Ref.	Part No.	Serial Number	Description	Qty.
1	371863	(0000–0046) Base Assy, Fan, W/O Pulley	1
2	1033428	(0000–0046) Sheave, 5.00dia [Gm1.6I 2007]	1
3	16931	(0000–0499) Screw, Hex, M8 X 1.25 X 20, 8.8	4
4	371865	(0000–0499) Washer, Flat, 0.31, Hardened	5
5	371527	(0000–0499) Wire, Ground	1
6	371871	(0000–0499) Bracket, Anchor, Strap, Alternator	1
7	371872	(0000–0499) Strap, Adj, Alternator	1
8	1033644	(0000–0499) Belt, Ribbed, 38.5I	1
9	372557	(0000–0499) Spacer, Strap, Adj, Alternator	1
10	39311	(0000–0499) Nut, Hex, Std, M8 X 1.25	1
11	1032242	(0000–0046) Spacer, Fan	1
12	39785	(0000–0499) Screw, Hex, .31–18 X 4.50, 5	1
13	76958	(0000–0499) Screw, Hex, .31–18 X 1.75, 5	1
14	06961	(0000–0499) Screw, Hex, M10 X 1.5 X 20, 8.8	2
15	32983	(0000–0499) Nut, Hex, Lock, .31–18, NI	1
16	1035031	(0000–0046) Fan, Cooling, Pusher, 15.5D [2007]	1
17	48998	(0000–0046) Screw, Flt, .38–16 X 1.00, Al	3
18	393209	(0000–0499) Alternator, 12vdc 075a [Multi Grv]	1
19	363976	(0000–0499) Screw, Hex, M8 X 1.25 X 60, 8.8, FI	1
20	9006917	(0000–0222) Bracket Kit, Alternator, Repair	1
21	42011	(0000–0499) Screw, Hex, #10–24 X 0.50, Ss	1
22	19066	(0000–0499) Washer, Flat, #10	1
23	32485	(0000–0499) Washer, Flat, 0.38 Sae	4
24	19313	(0000–0499) Nut, Hex, Std, .31–18	1
25	39349	(0000–0499) Washer, Flat, 0.31 Sae	2
26	384442	(0000–0499) Stud, M10 X 1.50 [35]	1
27	32988	(0000–0499) Washer, Lock, Int, 0.38	1
28	41142	(0000–0499) Washer, Lock, Int–Ext, 0.38	1
29	32485	(0000–0499) Washer, Flat, 0.38 Sae	1
30	32716	(0000–0499) Nut, Hex, Jam, M10 X 1.5, Ss	1
31	41186	(0000–0046) Washer, Flat, Belleville, .31	1
32	16735	(0000–0046) Screw, Hex, M8 X 1.25 X 16, 8.8	1
33	09145	(0000–0046) Screw, Pan, M6 X 1.00 X 16, 4.8	3
34	9007088	(0047–0222) Sheave Assy Kit, Repair	1
35	1035530	(0047–0499) Spacer, Fan, Taper [2007]	1
36	1035771	(0047–0195) Fan, Cooling, 15.5d, 6 Blade, .5b Taper	1
36	1046237	(0196–0499) Fan, Cooling, 16.0d, 6 Blade	1
37	48996	(0047–0499) Screw, Flt, .38–16 X 0.75, Al	3
38	08709	(0047–0499) Nut, Hex, Lock, M8 X 1.25, NI	1
39	32491	(0047–0499) Washer, Flat, 0.31, Std	1
40	00960	(0047–0499) Key, Sq, 0.12 X 0.12, 0.50I	1
41	1055381	(0223–0499) Plate Wldt, Fan, Hub [Gm 1.6I]	1
42	1055425	(0223–0499) Sheave, Mach [Gm1.6I]	1
43	1055377	(0223–0499) Bearing, Ball, 20mm B 42mm D 12mm W	2
44	1014563	(0223–0499) Washer, Flat, 0.40b 1.12d .12, Ss	1
45	21195	(0223–0499) Screw, Hex, .38–16 X 0.75, G5	2
46	39349	(0223–0499) Washer, Flat, 0.31, Sae	2
47	32485	(0223–0499) Washer, Flat, 0.38, Sae	1
48	371865	(0000–0222) Washer, Flat, 0.31, Hardened	2
49	1008640	(0223–0499) Bracket Wldt, Alternator, Lower [Gm1.6I]	1

Fig. 33 – Engine Alternator and Fan Group (0500–)

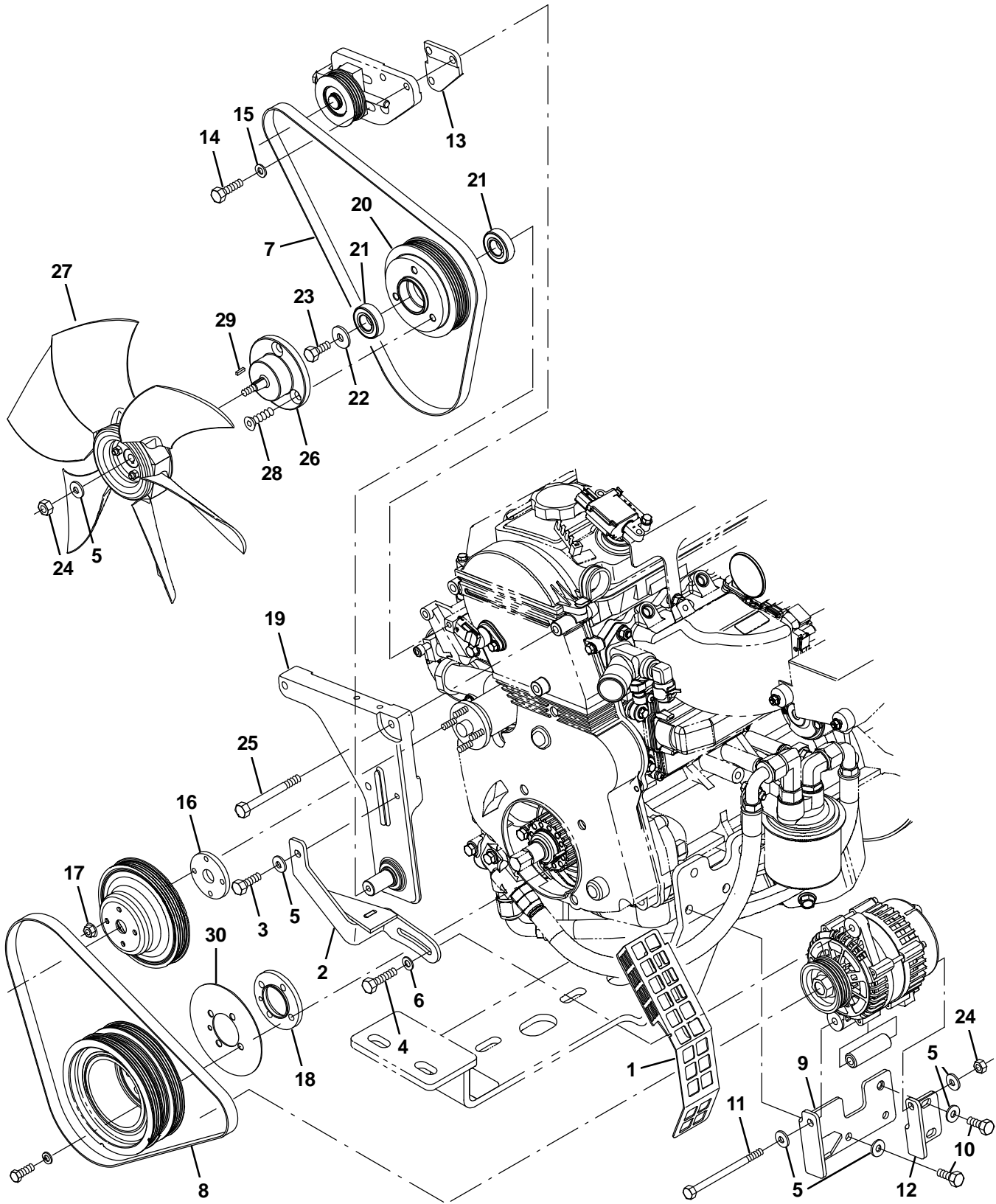


Fig. 33 – Engine Alternator and Fan Group (0500–)

Ref.	Part No.	Serial Number	Description	Qty.
1	1071727	(0500–)	Guard, Fan, Side	1
2	1070890	(0500–)	Arm Wldt, Alternator [Mit 2013]	1
3	16931	(0500–)	Screw, Hex, M8 X 1.25 X 20, 8.8	1
4	04375	(0500–)	Screw, Hex, M8 X 1.25 X 40, 8.8, FI	1
5	32491	(0500–)	Washer, Flat, 0.31, Std	7
6	41186	(0500–)	Washer, Flat, Belleville, .31	1
7	1071144	(0500–)	Belt, Ribbed, Fan, 42.13l	1
8	1071145	(0500–)	Belt, Ribbed, Alternator, 41.5l	1
9	1070764	(0500–)	Bracket Wldt, Alternator [Mit13]	1
10	39277	(0500–)	Screw, Hex, M8 X 1.25 X 25, 8.8	3
11	49883	(0500–)	Screw, Hex, M8 X 1.25 X 120, 8.8, FI	1
12	1070619	(0500–)	Bracket, Mtg, Alternator [Mit 2013]	1
13	1071107	(0500–)	Block, Spacer	1
14	76570	(0500–)	Screw, Hex, M8 X 1.25 X 30, 8.8	2
15	39349	(0500–)	Washer, Flat, 0.31, Sae	2
16	1071108	(0500–)	Spacer, Pump, Water	1
17	07790	(0500–)	Nut, Hex, Flng, M6 X 1.00	4
18	1071110	(0500–)	Spacer, Crankshaft	1
19	1070850	(0500–)	Plate, Mtg, Fan, Mach [Mit 2013]	1
20	1070426	(0500–)	Sheave, Mach [Mit 2615rpm Fan]	1
21	1055377	(0500–)	Bearing, Ball, 20mm B 42mm D 12mm W	2
22	1017218	(0500–)	Washer, Flat, 0.32b 1.00d .12, Ss	1
23	16735	(0500–)	Screw, Hex, M8 X 1.25 X 16, 8.8	1
24	08709	(0500–)	Nut, Hex, Lock, M8 X 1.25, NI	2
25	39281	(0500–)	Screw, Hex, M8 X 1.25 X 90, 8.8	3
26	1070431	(0500–)	Spacer, Fan, Taper [Mit 2013]	1
27	1031566	(0500–)	Fan, Cooling, 14.1d, 6 Blade, 0.5b Taper	1
28	48998	(0500–)	Screw, Flt, Soc, .38–16 X 1.00, AI	3
29	00960	(0500–)	Key, Sq, 0.12 X 0.12, 0.50l	1
30	1072421	(0500–)	Plate, Shield, Dust	1

Fig. 34 – Engine Muffler Group (0000-0046)

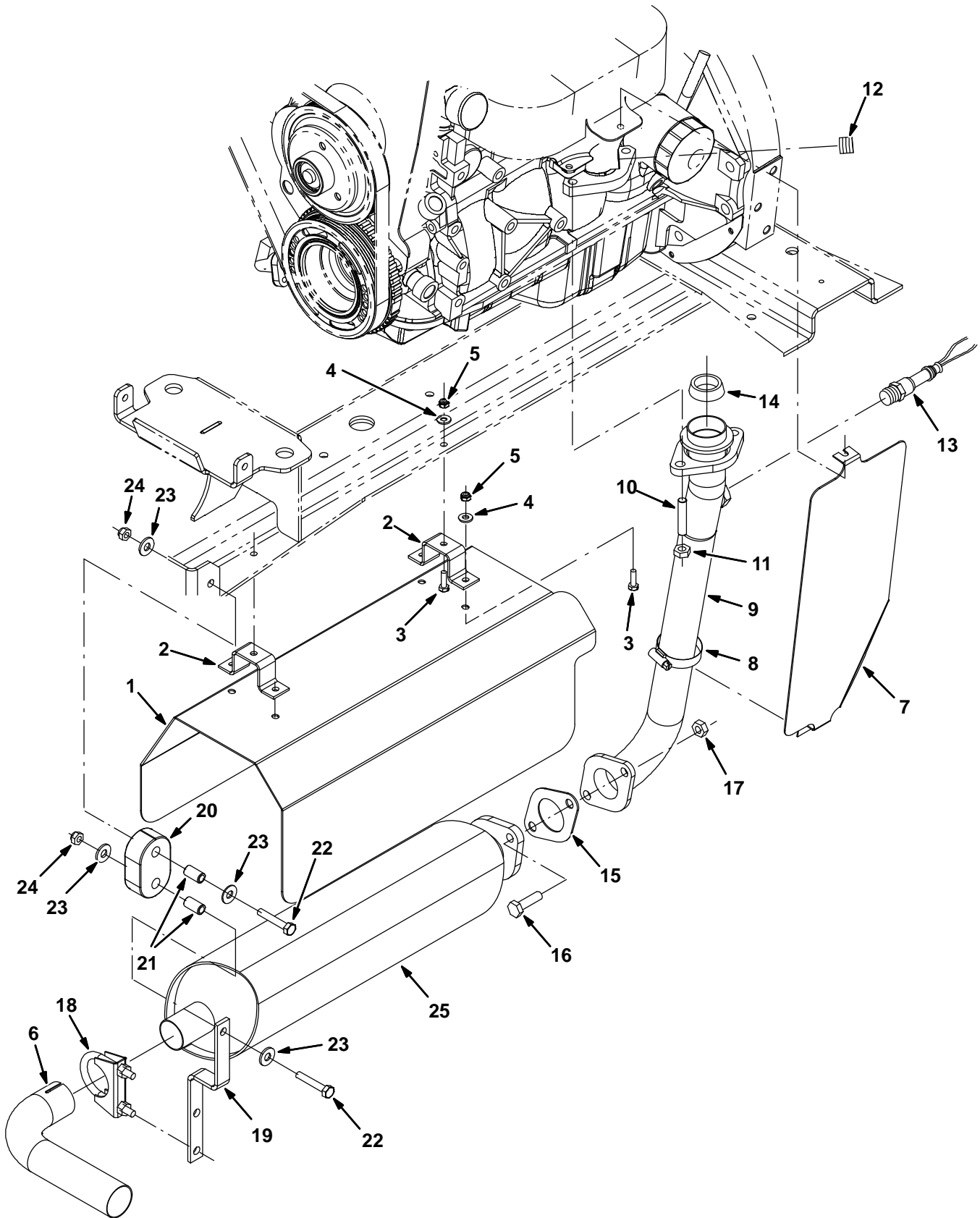


Fig. 34 – Engine Muffler Group (0000–0046)

Ref.	Part No.	Serial Number	Description	Qty.
1	1020602	(0000–0046) Channel, Shield, Muffler	1
2	1022113	(0000–0046) Bracket, Retainer, Shield, Heat	2
3	08716	(0000–0046) Screw, Hex, M6 X 1.0 X 20, Ss	6
4	32483	(0000–0046) Washer, Flat, 0.25 Sae	6
5	08712	(0000–0046) Nut, Hex, Lock, M6 X 1.0, Ss, NI	6
6	1021789	(0000–0046) Tube, Exhaust, 1.5d	1
7	9002394	(0000–0046) Plate, Shield, Heat, Gas/Lpg, Replmt	1
8	79381	(0000–0046) Clamp, Hose, Wormdrive, 1.25–2.00D, .50W	1
9	1018142	(0000–0046) Tube Wldt, Exhaust, Gas/Lpg	1
10	384442	(0000–0046) Stud, M10 X 1.50 [35]	2
11	08166	(0000–0046) Nut, Hex, M10 X 1.50 [Stover]	2
12	371860	(0000–0046) Fitting, Pipe, Plug, Metric, M18,Soc	1
13	372491	(0000–0046) Sensor, Oxygen	1
14	371861	(0000–0046) Gasket, Flng, Pipe, Exhaust	1
15	1011216	(0000–0046) Gasket, Exhaust, 2hole, 3.4bc	1
16	39284	(0000–0046) Screw, Hex, M10 X 1.5 X 35, 8.8	2
17	08166	(0000–0046) Nut, Hex, M10 X 1.5 [Stover]	2
18	24012	(0000–0046) Clamp, Muffler, 1.62d	1
19	1017969	(0000–0046) Bracket, Muffler, Hanger, Front	1
20	1013031	(0000–0046) Isolator, Rbr	1
21	222496	(0000–0046) Sleeve, P/M, 0.31b 0.50d 0.9l [430ss]	2
22	222505	(0000–0046) Screw, Hex, M8 X 1.25 X 45, Ss	2
23	01685	(0000–0046) Washer, Flat, 0.31, Ss	4
24	08713	(0000–0046) Nut, Hex, Lock, M8 X 1.25, NI, Ss	2
25	1022794	(0000–0046) Muffler, Short [Non–Catalytic Gm1.6/3.0]	1
25	1016624	(0000–0046) Muffler, Catalytic [Gm 1.6]	1

Fig. 35 – Engine Muffler Group (0047–0499)

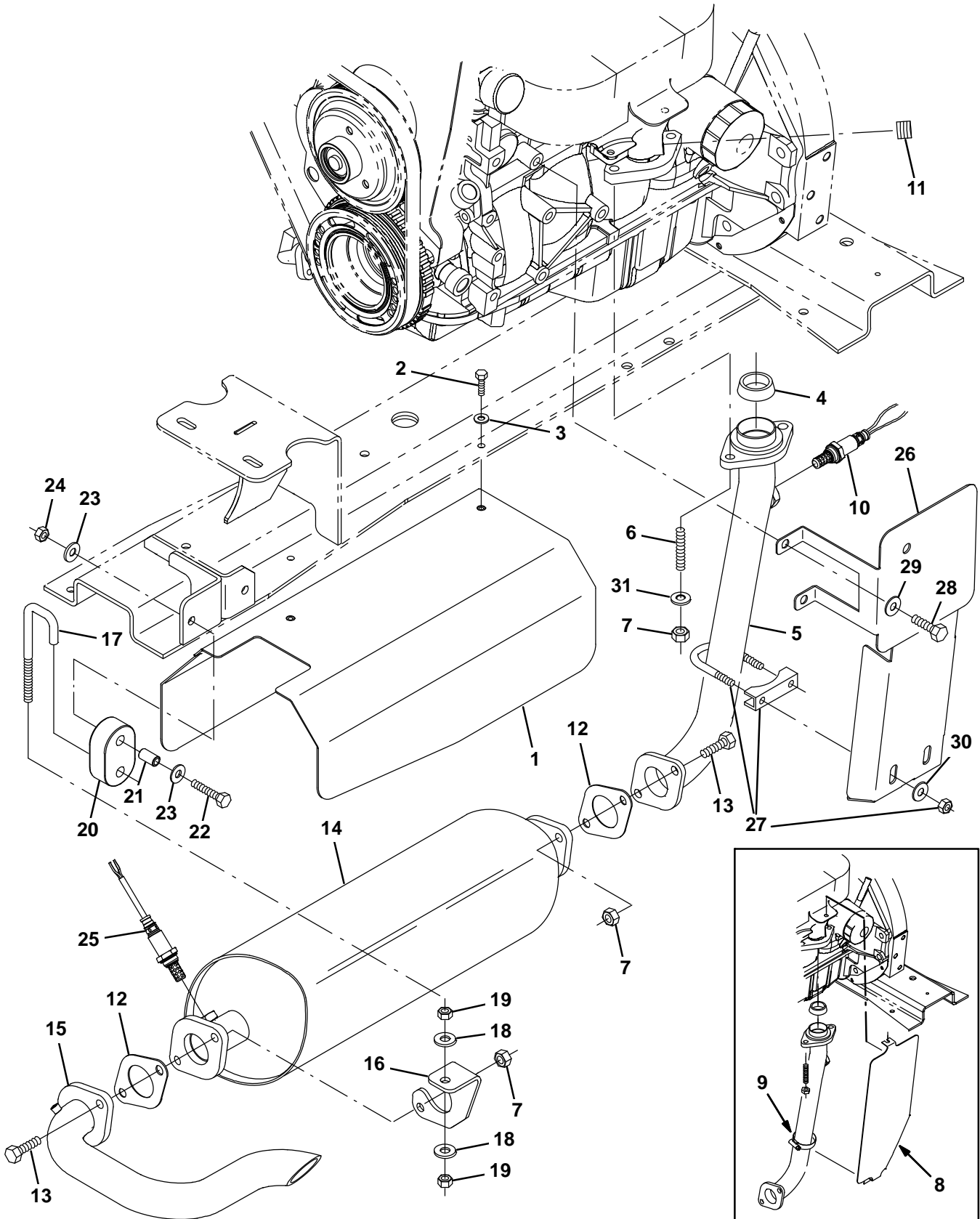


Fig. 35 – Engine Muffler Group (0047–0499)

Ref.	Part No.	Serial Number	Description	Qty.
1	1028994	(0047–0499)) Channel, Shield, Muffler [M20/T20 2007]	1
2	08716	(0047–0499)) Screw, Hex, M6 X 1.0 X 20, Ss	2
3	32483	(0047–0499)) Washer, Flat, 0.25, Sae	2
4	371861	(0047–0499)) Gasket, Fling, Pipe, Exhaust	1
5	1018142	(0047–0499)) Tube Wldt, Exhaust, 1.6d, 2 Fling	1
6	384442	(0047–0499)) Stud, M10 X 1.50 [35]	2
7	08166	(0047–0499)) Nut, Hex, M10 X 1.50 [Stover]	6
8	9002394	(0047–xxxx)) Plate, Shield, Heat, Gas/Lpg, Replmt	1
9	79381	(0047–xxxx)) Clamp, Hose, Wormdrive, 1.25–2.00D, .50W	1
10	1028559	(0047–0222)) Sensor, Oxygen [Gm 1.6l/3.0l 2007]	1
10	1028558	(0223–0499)) Sensor, Exhaust, Tailpipe	1
11	371860	(0047–0499)) Fitting, Pipe, Plug, Metric, M18,Soc	1
12	1011216	(0047–0499)) Gasket, Exhaust, 2hole, 3.4bc	2
13	39284	(0047–0499)) Screw, Hex, M10 X 1.5 X 35, 8.8	4
14	1028136	(0047–0222)) Muffler, Catalytic [Gm 1.6l 2007]	1
14	1056241	(0223–0499)) Muffler, Catalytic [Gm 1.6l 2010]	1
15	1028753	(0047–0499)) Tube, Exhaust, Fling, 1.5d [M20/T20 2007]	1
16	1028929	(0047–0499)) Bracket, Mtg, Muffler [M20/T20 2007]	1
17	1013117	(0047–0499)) Rod, Hanger, Isolator	1
18	32492	(0047–0499)) Washer, Flat, 0.38, Std	2
19	25014	(0047–0499)) Nut, Hex, Std, .38–16	2
20	1013031	(0047–0499)) Isolator, Rbr	1
21	222496	(0047–0499)) Sleeve, P/M, 0.31b 0.50d 0.9l [430ss]	1
22	222505	(0047–0499)) Screw, Hex, M8 X 1.25 X 45, Ss	1
23	01685	(0047–0499)) Washer, Flat, 0.38b 0.88d .08, Ss	2
24	08713	(0047–0499)) Nut, Hex, Lock, M8 X 1.25, NI, Ss	1
25	1028558	(0047–0499)) Sensor, Exhaust, Tailpipe	1
26	9003832	(xxxx–0499)) Shield, Heat, Gas/LP Replmt	1
27	24012	(xxxx–0499)) Clamp, Muffler, 1.62d	1
28	06961	(xxxx–0499)) Screw, Hex, M10 X 1.50 X 20, 8.8	2
29	32485	(xxxx–0499)) Washer, Flat, 0.38, Sae	2
30	32491	(xxxx–0499)) Washer, Flat, 0.31, Std	2
31	41187	(0047–0499)) Washer, Flat, Belleville, .38	2

Fig. 36 – Engine Muffler Group (0500–)

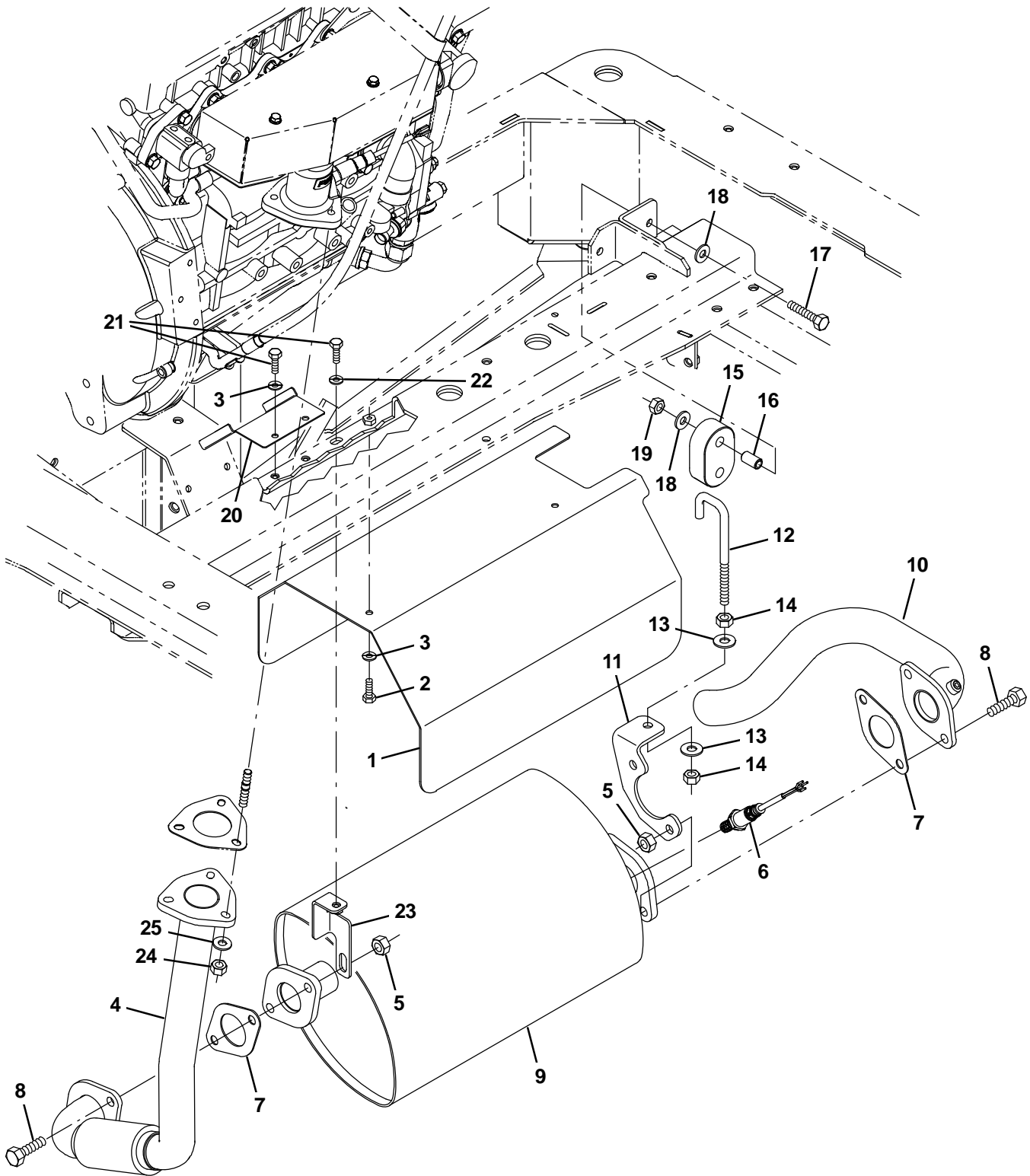


Fig. 36 – Engine Muffler Group (0500–)

Ref.	Part No.	Serial Number	Description	Qty.
1	1028994	(0500–)	Channel, Shield, Muffler [M20/T20 2007]	1
2	08716	(0500–)	Screw, Hex, M6 X 1.0 X 20, Ss	2
3	32483	(0500–)	Washer, Flat, 0.25, Sae	4
4	1071003	(0500–)	Pipe, Exhaust, Flex [Mit 2013]	1
5	08166	(0500–)	Nut, Hex, M10 X 1.50 [Stover]	4
6	1028558	(0500–)	Sensor, Exhaust, Tailpipe	1
7	1011216	(0500–)	Gasket, Exhaust, 2hole, 3.4bc	2
8	39284	(0500–)	Screw, Hex, M10 X 1.5 X 35, 8.8	4
9	1071376	(0500–)	Muffler, Catalytic [Mit 2.0l 2013]	1
10	1028753	(0500–)	Tube, Exhaust, Flng, 1.5d [M20/T20 2007]	1
11	1028929	(0500–)	Bracket, Mtg, Muffler [M20/T20 2007]	1
12	1013117	(0500–)	Rod, Hanger, Isolator	1
13	32492	(0500–)	Washer, Flat, 0.38, Std	2
14	25014	(0500–)	Nut, Hex, Std, .38–16	2
15	1013031	(0500–)	Isolator, Rbr	1
16	222496	(0500–)	Sleeve, P/M, 0.31b 0.50d 0.9l [430ss]	1
17	222505	(0500–)	Screw, Hex, M8 X 1.25 X 45, Ss	1
18	01685	(0500–)	Washer, Flat, 0.38b 0.88d .08, Ss	2
19	08713	(0500–)	Nut, Hex, Lock, M8 X 1.25, NI, Ss	1
20	1071418	(0500–)	Shield, Tray, Drip [Mit 2013]	1
21	06943	(0500–)	Screw, Hex, M6 X 1.00 X 20, 8.8	3
22	32490	(0500–)	Washer, Flat, 0.25, Std	1
23	1071113	(0500–)	Bracket, Muffler	1
24	08165	(0500–)	Nut, Hex, Stover, M8	3
25	39349	(0500–)	Washer, Flat, 0.31, Sae	3

Fig. 37 – Engine Radiator Group (0000–0195)

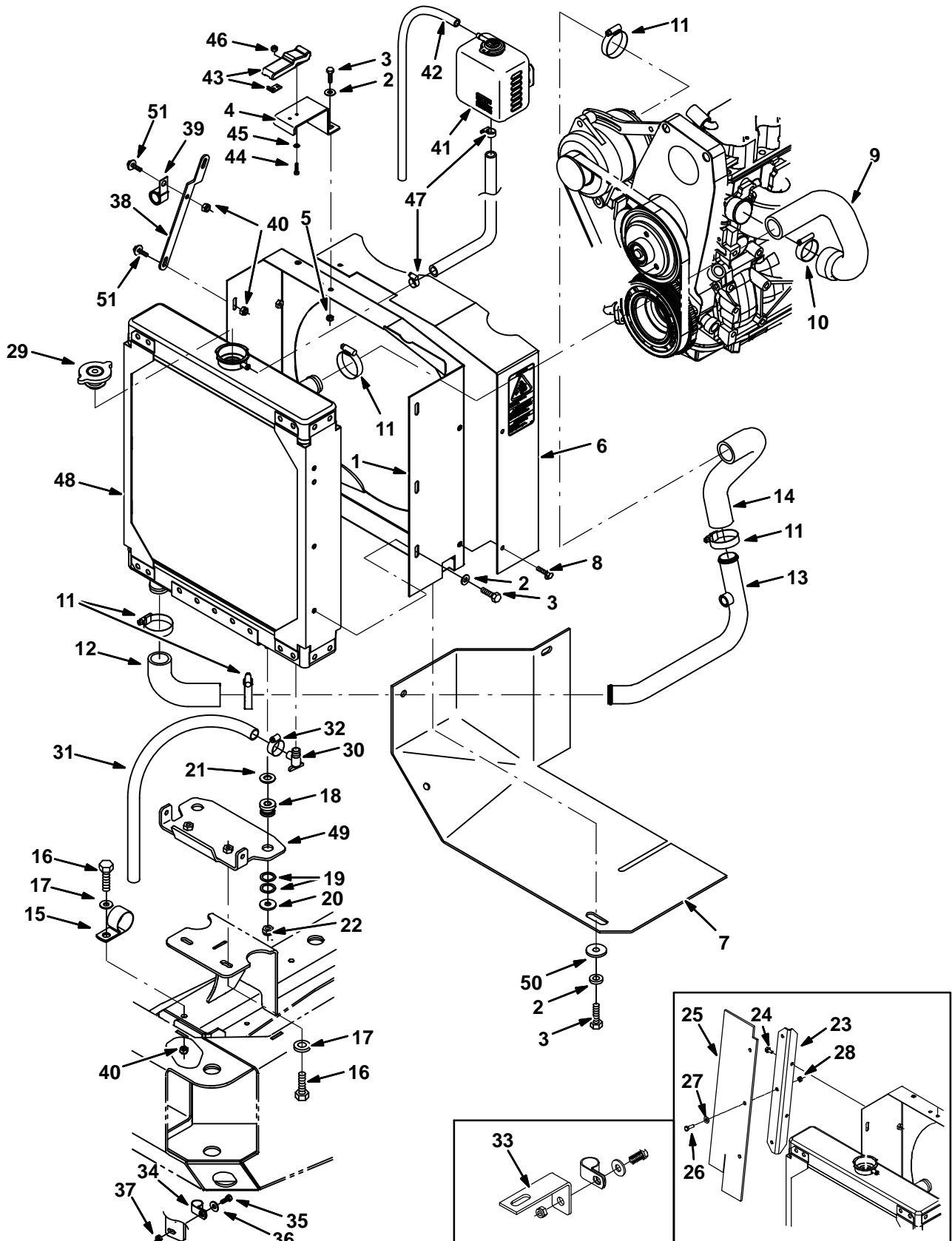


Fig. 37 – Engine Radiator Group (0000–0195)

Ref.	Part No.	Serial Number	Description	Qty.
1	1038499	(0000–0195)) Panel Wldt, Shrd, Fan	1
2	32490	(0000–0195)) Washer, Flat, 0.25 Std	9
3	06942	(0000–0195)) Screw, Hex, M6 X 1.0 X 16, 8.8	13
4	1018463	(0000–0195)) Bracket, Mtg, Latch	1
5	08708	(0000–0195)) Nut, Hex, Lock, M6 X 1.0, NI	5
6	9002393	(0000–0195)) Plate, Guard, Fan Shrd, Gas/Lpg, Replmt	1
7	1035222	(0000–0195)) Skirt, Debris, Eng Radiator	1
8	74455	(0000–0195)) Screw, Hex, M6 X 1.0 X 12, Fmg	3
9	1011799	(0000–0195)) Hose, Radiator, Upper, Mold	1
10	22297	(0000–0195)) Clamp, Hose, Wormdrive, 1.56–2.50d, .50w	1
11	79381	(0000–0195)) Clamp, Hose, Wormdrive, 1.25–2.00D, .50W	7
12	1007482	(0000–0195)) Hose, Rbr, E90 1.25id 1.25id 04.2 03.1	1
13	1019273	(0000–0195)) Tube, Coolant, Lower, 1.3d	1
14	1019265	(0000–0195)) Hose, Radiator, Lower, Mold	1
15	53466	(0000–0195)) Clamp, Cable, Stl, 1.50d X 1.00w, 1h	1
16	39277	(0000–0195)) Screw, Hex, M8 X 1.25 X 25, 8.8	3
17	32491	(0000–0195)) Washer, Flat, 0.31, Std	3
18	54274	(0000–0195)) Isolator, Vib, Bshg, 1.1d 0.6l .4b 0.78h	2
19	09832	(0000–0195)) Washer, Flat, 0.81b 1.06d .06, Stl	4
20	1014563	(0000–0195)) Washer, Flat, 0.40b 1.12d .12, Ss	2
21	32486	(0000–0195)) Washer, Flat, 0.50 Sae	2
22	41430	(0000–0195)) Nut, Hex, Lock, M10 X 1.5, NI	2
23	1027099	(0000–0007)) Plate, Mtg, Seal	1
24	74455	(0000–0007)) Screw, Hex, M6 X 1.0 X 12, Fmg	2
25	1027103	(0000–0007)) Seal, Radiator	1
26	06943	(0000–0195)) Screw, Hex, M6 X 1.0 X 20, 8.8	4
27	32483	(0000–0007)) Washer, Flat, 0.25 Sae	3
28	08708	(0000–0007)) Nut, Hex, Lock, M6 X 1.0, NI	3
29	1045764	(0000–0195)) Cap, Radiator, 14psi [Stant Ao–2516]	1
30	51305	(0000–0195)) Fitting, Draincock, E90, .25npt	1
31	73471	(0000–0195)) Hose, Pvc, Clr, 0.38id 0.56od 22.00l	1
32	43844	(0000–0195)) Clamp, Hose, Wormdrive, 0.25–0.62d, .31w	1
33	1026003	(0000–xxxx)) Bracket, Ftg, Bh	1
34	67767	(0000–0195)) Clamp, Cable, Stl, 0.69d X 0.62w, 1h	1
35	09740	(0000–0195)) Screw, Hex, M8 X 1.25 X 20, Ss	1
36	01685	(0000–0195)) Washer, Flat, 0.31, Ss	1
37	08713	(0000–0195)) Nut, Hex, Lock, M8 X 1.25, NI, Ss	1
38	1019968	(0000–0195)) Bracket, Mtg, Radiator	1
39	30407	(0000–0195)) Clip, Keeper, Open	1
40	08709	(0000–0195)) Nut, Hex, Lock, M8 X 1.25, NI	4
41	1023853	(0000–0195)) Tank, Coolant, 04.7 03.3 4.7deep, 1liter	1
42	1015041	(0000–0195)) Hose, Afmkt, Coolant Recvy, 05ft	1
43	49800	(0000–0195)) Latch	1
44	06927	(0000–0195)) Screw, Pan, M4 X 0.70 X 16, 4.8	2
45	19064	(0000–0195)) Washer, Flat, #06	2
46	02850	(0000–0195)) Nut, Hex, Lock, M4 X 0.7, NI	2
47	43844	(0000–0195)) Clamp, Hose, Wormdrive, 0.25–0.62d, .31w	2
48	1018059	(0000–0090)) Radiator (Replaced by 1045316)	1
48	1041291	(0091–0195)) Radiator	1
49	1035976	(0004–0195)) Bracket, Sppt, Radiator, Upper	1
50	41178	(0000–0195)) Washer, Flat, 0.25, Fendr	3
51	1040467	(0000–0195)) Screw, Hex, M6 X 1.0 X 20, 9.8, Sems	2

Fig. 38 – Engine Radiator and Mount Group (0196–0499)

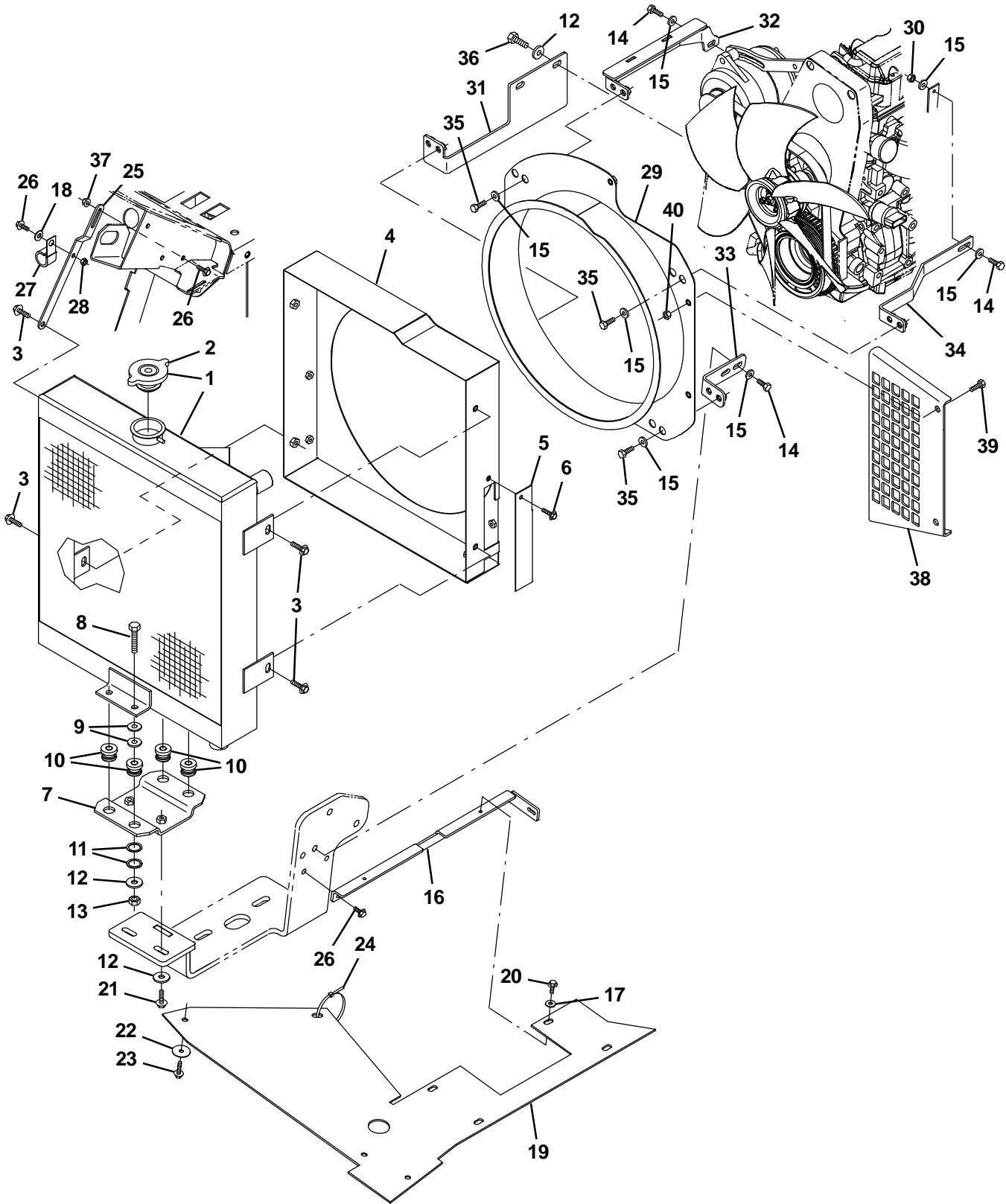


Fig. 38 – Engine Radiator and Mount Group (0196–0499)

Ref.	Part No.	Serial Number	Description	Qty.
▽	1	1045940	(0196–0499) Radiator, W/ Hyd Cooler [Side X Side]	1
▲	2	1045764	(0196–0499) Cap, Radiator, 14Psi [Stant]	1
	3	1037346	(0196–0499) Screw, Hex, M8 X 1.25 X 25, 9.8, Sems	4
	4	9006812	(0196–0499) Shrd Wldt,Fan,G/Lp, Replmt [CE] (CE Only)	1
	5	1045433	(0196–0499) Bracket, Cover	1
	6	1036892	(0196–0499) Screw, Hex, M6 X 1.00 X 25, 9.8 Sems	2
	7	1046962	(0196–0499) Bracket, Mtg, Radiator	1
	8	06962	(0196–0499) Screw, Hex, M10 X 1.50 X 45, 8.8	4
	9	32492	(0196–0499) Washer, Flat, 0.38, Std	8
	10	54274	(0196–0499) Isolator, Vib, Bshg, 1.1d 0.6l .4b 0.78h	4
	11	09832	(0196–0499) Washer, Flat, 0.81b 1.06d .06, Stl	8
	12	1014563	(0196–0499) Washer, Flat, 0.40b 1.12d .12, Ss	6
	13	41430	(0196–0499) Nut, Hex, Lock, M10 X 1.5, NI	4
	14	39277	(0196–0499) Screw, Hex, M8 X 1.25 X 25, 8.8	4
	15	32491	(0196–0499) Washer, Flat, 0.31, Std	12
	16	1043897	(0196–0499) Bracket, Skirt, Rbr	1
	17	32483	(0196–0499) Washer, Flat, 0.25, Sae	2
	18	32490	(0196–0499) Washer, Flat, 0.25, Std	2
	19	1052170	(0196–0499) Skirt, Eng Fan, Gas / Lp	1
	20	361339	(0196–0499) Screw, Hex, M6 X 1.00 X 16, Fmg	2
	21	1037355	(0196–0499) Screw, Hex, M8 X 1.25 X 35, 9.8, Sems	2
	22	41178	(0196–0499) Washer, Flat, 0.25, Fendr	3
	23	1036892	(0196–0499) Screw, Hex, M6 X 1.00 X 25, 9.8 Sems	3
	24	49266	(0196–0499) Tie, Cable, Nyl, 07.3l .19w 1.8 Max D	1
	25	1019968	(0196–0499) Bracket, Mtg, Radiator	1
	26	1040467	(0196–0499) Screw, Hex, M6 X 1.00 X 20, 9.8, Sems	4
	27	30407	(0196–0499) Clip, Keeper, Open	1
	28	08708	(0196–0499) Nut, Hex, Lock, M6 X 1.00, NI	1
	29	1046039	(0196–0499) Shroud Wldt, Fan, 16.25d [Side X Side]	1
	30	08165	(0196–0499) Nut, Hex, Stover, M8 X 1.25	1
	31	1045419	(0196–0499) Bracket, Fan, Rh	1
	32	1045530	(0196–0499) Bracket Wldt, Mtg, Fan, Upper	1
	33	1045415	(0196–0499) Bracket, Fan, Lh	1
	34	1045447	(0196–0499) Bracket, Fan, Upper, Lh	1
	35	16931	(0196–0499) Screw, Hex, M8 X 1.25 X 20, 8.8	9
	36	39283	(0196–0499) Screw, Hex, M10 X 1.50 X 25, 8.8	2
	37	07790	(0196–0499) Nut, Hex, Fing, M6 X 1.00	1
	38	1061937	(0196–0499) Guard, Fan, Gas/Lpg, Ce [M20/T20]	1
	39	16931	(0196–0499) Screw, Hex, M8 X 1.25 X 20, 8.8	2
	40	39349	(0196–0499) Washer, Flat, 0.31, Sae	2

STANDARD PARTS

Fig. 39 – Engine Radiator and Mount Group (0500–)

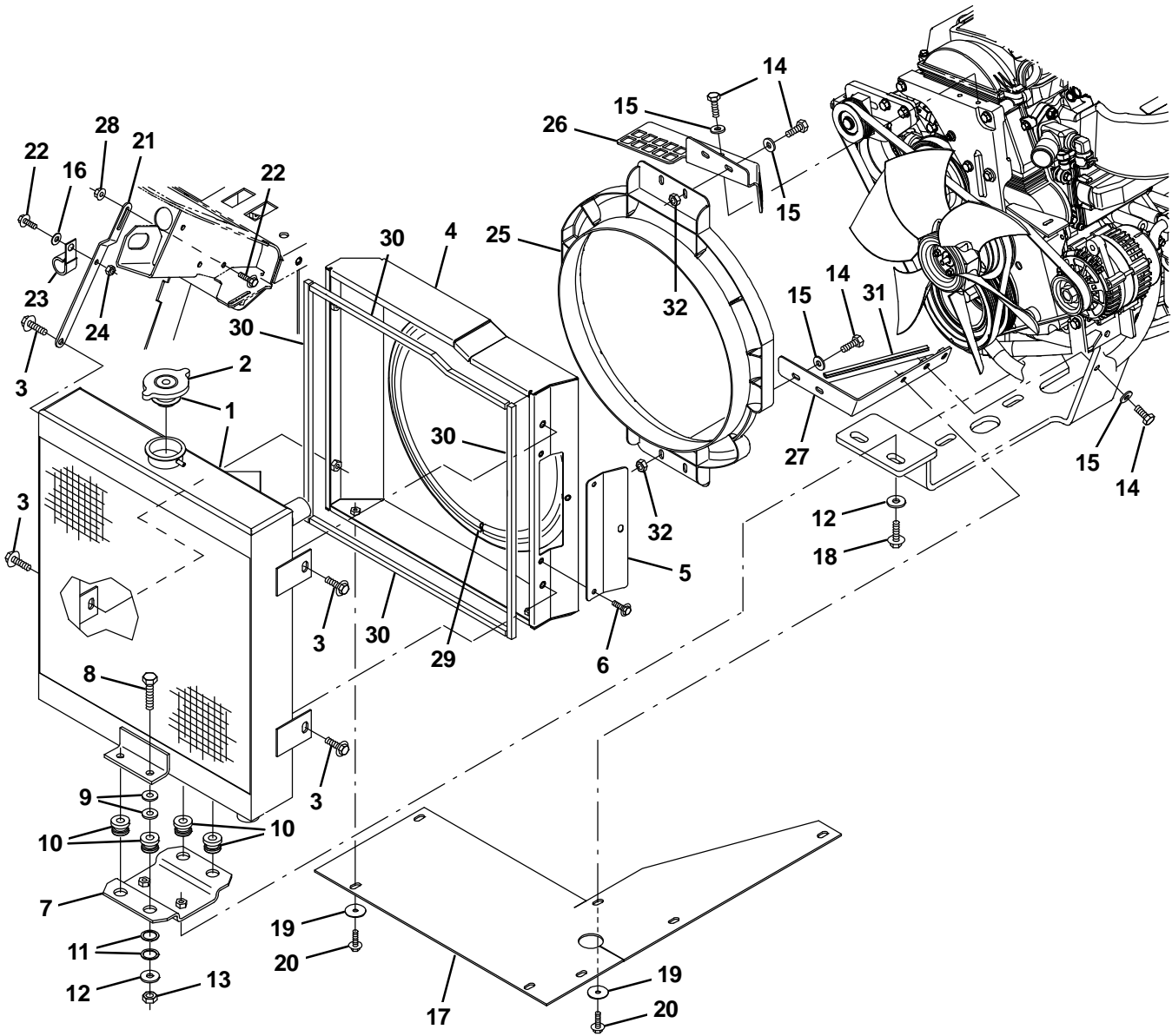


Fig. 39 – Engine Radiator and Mount Group (0500–)

Ref.	Part No.	Serial Number	Description	Qty.
▽	1	1045940	(0500–) Radiator, W/ Hyd Cooler [Side X Side]	1
▲	2	1045764	(0500–) Cap, Radiator, 14Psi [Stant]	1
	3	1037346	(0500–) Screw, Hex, M8 X 1.25 X 25, 9.8, Sems	4
	4	9010096CE	(0500–) Shrd Wldt,Fan,G/Lp, Replmt [M20/M30/T20]	1
	5	1070955	(0500–) Plate, Door, Clean-Out [Mit2013]	1
	6	1036892	(0500–) Screw, Hex, M6 X 1.00 X 25, 9.8 Sems	3
	7	1046962	(0500–) Bracket, Mtg, Radiator	1
	8	06962	(0500–) Screw, Hex, M10 X 1.50 X 45, 8.8	4
	9	32492	(0500–) Washer, Flat, 0.38, Std	8
	10	54274	(0500–) Isolator, Vib, Bshg, 1.1d 0.6l .4b 0.78h	4
	11	09832	(0500–) Washer, Flat, 0.81b 1.06d .06, Stl	8
	12	1014563	(0500–) Washer, Flat, 0.40b 1.12d .12, Ss	4
	13	41430	(0500–) Nut, Hex, Lock, M10 X 1.5, NI	4
	14	39277	(0500–) Screw, Hex, M8 X 1.25 X 25, 8.8	8
	15	32491	(0500–) Washer, Flat, 0.31, Std	11
	16	32490	(0500–) Washer, Flat, 0.25, Std	2
	17	1071785	(0500–) Skirt, Eng Fan, Gas / Lp	1
	18	1037355	(0500–) Screw, Hex, M8 X 1.25 X 35, 9.8, Sems	2
	19	41178	(0500–) Washer, Flat, 0.25, Fendr	7
	20	1036892	(0500–) Screw, Hex, M6 X 1.00 X 25, 9.8 Sems	7
	21	1019968	(0500–) Bracket, Mtg, Radiator	1
	22	1040467	(0500–) Screw, Hex, M6 X 1.00 X 20, 9.8, Sems	2
	23	30407	(0500–) Clip, Keeper, Open	1
	24	08708	(0500–) Nut, Hex, Lock, M6 X 1.00, NI	1
	25	1054428	(0500–) Shroud, Fan	1
	26	1070434	(0500–) Bracket, Shrd, Fan, Upper, Sppt, G/Lpg	1
	27	1070860	(0500–) Bracket, Shrd, Fan, Lower, Sppt, G/Lpg	1
	28	07790	(0500–) Nut, Hex, Flng, M6 X 1.00	1
	29	1048166	(0500–) Seal, Afmkt, Bulb, Str, 0.58d 08ft	1
	30	1015205	(0500–) Seal, Afmkt, Ure, Adh, 0.38, 0.38w 02ft	4
	31	57569	(0500–) Molding, Trim, Pvc, .08-.11 06.8l	1
	32	08709	(0500–) Nut, Hex, Lock, M8 X 1.25, NI	4

Fig. 40 – Engine Radiator Hose Group (0196-0499)

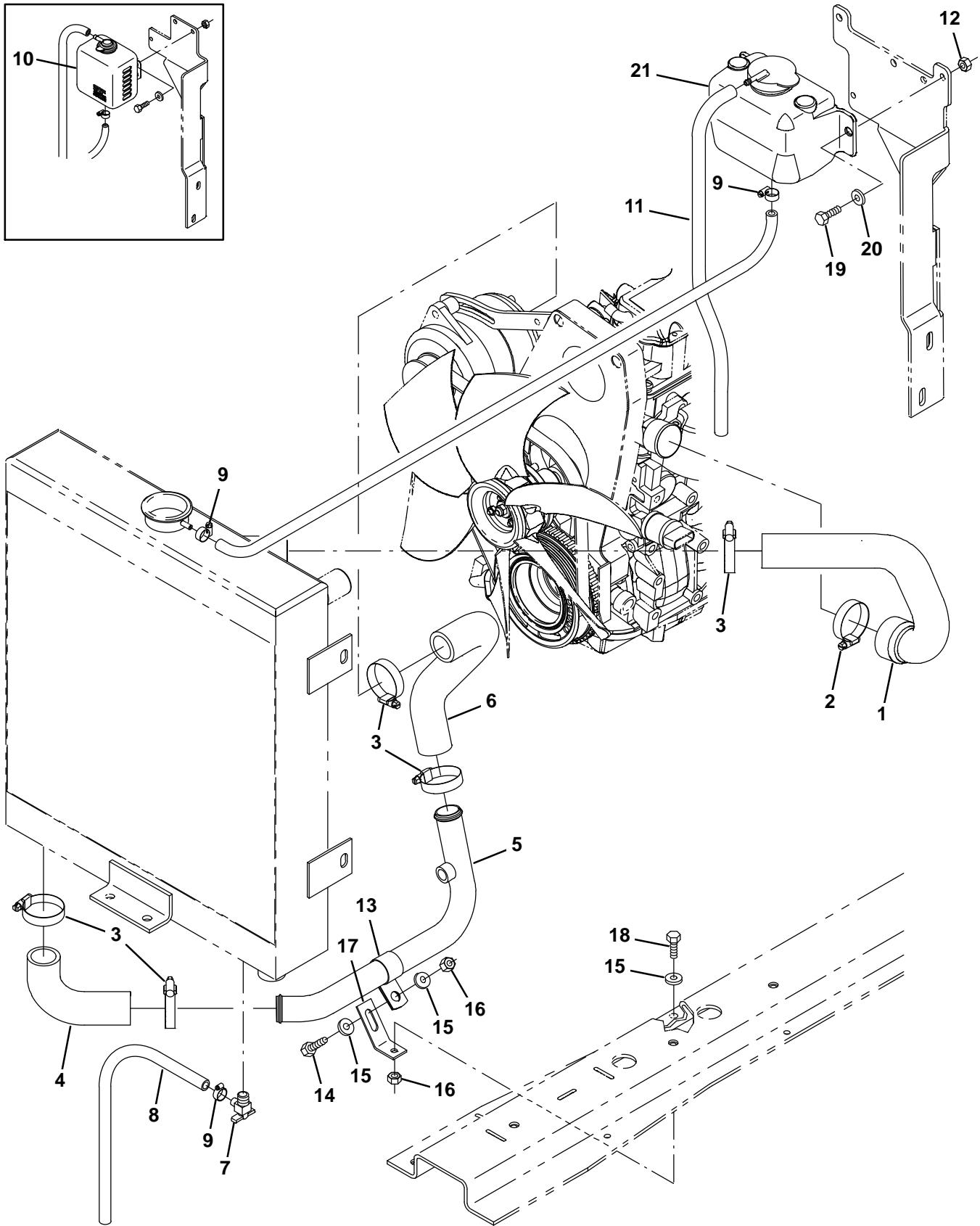


Fig. 40 – Engine Radiator Hose Group (0196–0499)

Ref.	Part No.	Serial Number	Description	Qty.
1	1014747	(0196–0499)) Hose, Coolant, Mold, 1.25id To 1.62id	1
2	22297	(0196–0499)) Clamp, Hose, Wormdrive, 1.56–2.50d, .50w	1
3	79381	(0196–0499)) Clamp, Hose, Wormdrive, 1.25–2.00D, .50W	5
4	1007482	(0196–0499)) Hose, Rbr, E90, 1.25id 1.25id 04.2 03.1	1
5	1043322	(0196–0499)) Tube, Coolant, 1.3d, Lower	1
6	1019265	(0196–0499)) Hose, Radiator, Lower, Mold	1
7	51305	(0196–0499)) Fitting, Draincock, E90, .25npt	1
8	73471	(0196–0499)) Hose, Pvc, Clr, 0.38id 0.56od 022.0l	1
9	43844	(0196–0499)) Clamp, Hose, Wormdrive, 0.25–0.62d, .31w	3
10	1023853	(0196–0222)) Tank, Coolant, 03.30w 4.7hi 04.7l, 1liter	1
11	1015041	(0196–0222)) Hose, Afmkt, Coolant Recvy, 05ft	1
11	87738	(0223–0499)) Hose, Fuel, 0.18id, 29.0l	1
12	08709	(0196–0499)) Nut, Hex, Lock, M8 X 1.25, NI	2
13	58366	(0196–0499)) Clamp, Cable, Stl, 1.25d X 1.00w, 1hole	1
14	09010	(0196–0499)) Screw, Hex, M8 X 1.25 X 25, Ss	1
15	01685	(0196–0499)) Washer, Flat, 0.38b 0.88d .08, Ss	3
16	08713	(0196–0499)) Nut, Hex, Lock, M8 X 1.25, NI, Ss	2
17	1035214	(0196–0499)) Bracket, Tube, Coolant	1
18	09740	(0196–0499)) Screw, Hex, M8 X 1.25 X 20, Ss	1
19	16931	(0196–0499)) Screw, Hex, M8 X 1.25 X 20, 8.8	2
20	32491	(0196–0499)) Washer, Flat, 0.31, Std	2
21	1054382	(00223–0499)) Tank, Coolant, 03.6w 04.1hi 05.5l, 1liter	1

Fig. 41 – Engine Radiator Hose Group (0500–)

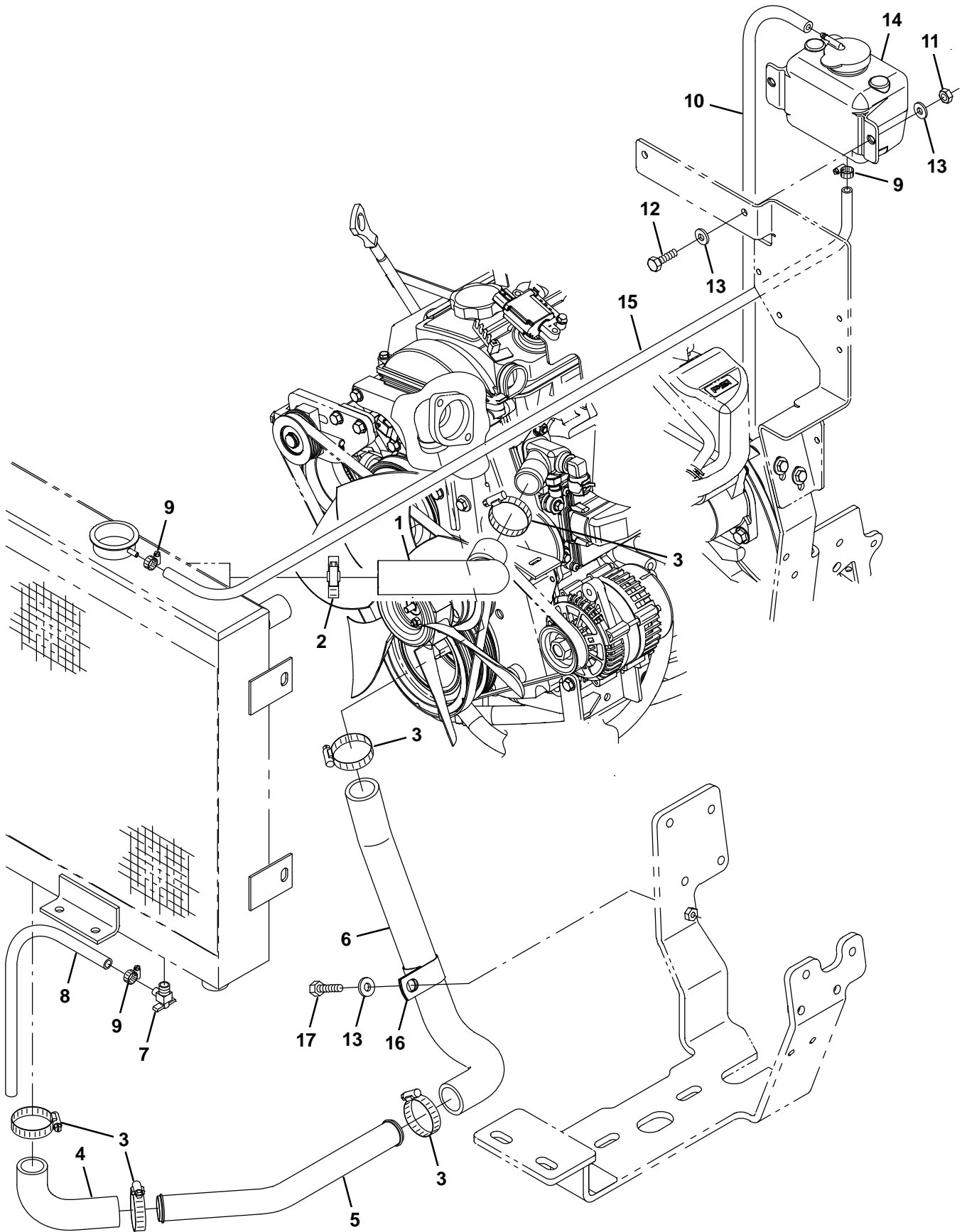


Fig. 41 – Engine Radiator Hose Group (0500–)

Ref.	Part No.	Serial Number	Description	Qty.
1	1070731	(0500–)	Hose, Coolant, Mold, 1.25id To 1.62id	1
2	22297	(0500–)	Clamp, Hose, Wormdrive, 1.56–2.50d, .50w	1
3	79381	(0500–)	Clamp, Hose, Wormdrive, 1.25–2.00d, .50w	5
4	1007482	(0500–)	Hose, Rbr, E90, 1.25id 1.25id 04.2 03.1	1
5	1071099	(0500–)	Tube, Coolant, 1.3d, Lower [Mit 2013]	1
6	9010904	(0500–)	Hose Kit, Coolant, Replmt [Mitsubishi}	1
7	51305	(0500–)	Fitting, Draincock, E90, .25npt	1
8	73471	(0500–)	Hose, Pvc, Clr, 0.38id 0.56od 022.0l	1
9	43844	(0500–)	Clamp, Hose, Wormdrive, 0.25–0.62d, .31w	3
10	87738	(0500–)	Hose, Fuel, 0.18id, 29.0l	1
11	08709	(0500–)	Nut, Hex, Lock, M8 X 1.25, NI	2
12	39277	(0500–)	Screw, Hex, M8 X 1.25 X 25, 8.8	2
13	32491	(0500–)	Washer, Flat, 0.31, Std	5
14	1054382	(0500–)	Tank, Coolant, 03.6w 04.1hi 05.5l, 1liter	1
15	1014843	(0500–)	Hose, Afmkt, Coolant Recvy, 05ft	1
16	53466	(0500–)	Clamp, Cable, Stl, 1.50d X 1.00w, 1hole	1
17	16931	(0500–)	Screw, Hex, M8 X 1.25 X 20, 8.8	1

Fig. 42 – Battery and Electrical Group

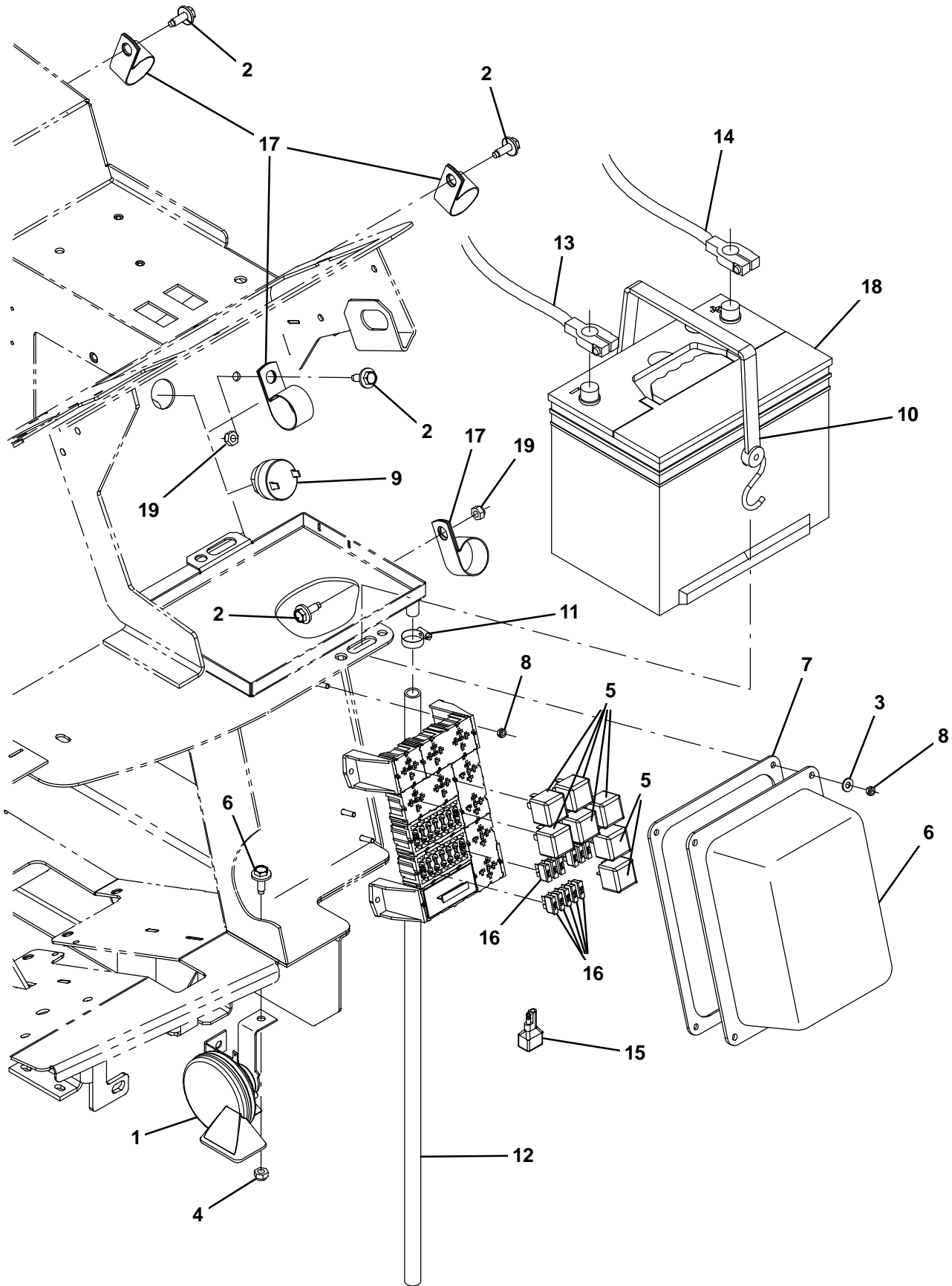


Fig. 42 – Battery and Electrical Group

Ref.	Part No.	Serial Number	Description	Qty.
1	369704	(0000–) Horn, 12vdc, Dba [Wolo]	1
2	1037346	(0000–) Screw, Hex, M8 X 1.25 X 25, 9.8, Sems	5
3	19066	(0000–) Washer, Flat, #10	4
4	08709	(0000–) Nut, Hex, Lock, M8 X 1.25, NI	1
5	57804	(0000–) Relay, 12vdc, 40a, Spdt N/O	7
6	1024274	(0000–) Cover, Fuse, Block	1
7	1026576	(0000–) Gasket, Cover, Fuse Block	1
8	06549	(0000–) Nut, Hex, Lock, M5 X 0.8, NI	8
9	1021290	(0000–) Alarm, Warning [Sonalert, St628]	1
10	33671	(0000–) Strap, Rbr, Tie-Down, 2/Hooks 19.0l	1
11	54333	(0000–) Clamp, Hose, Wormdrive, 0.31–0.88d, .31w	1
12	20778	(0000–) Hose, Pvc, Clr, 0.50id 0.69od 30.00l	1
13	60295	(0000–0499) Cable, Battery, 02ga 60.0l Blk .41ring	1
13	1071481	(0500–) Cable, Battery, 2ga, 62l, Blk	1
14	68869	(0000–0499) Cable, Battery, 02ga 48.0l Red .41ring	1
14	1071482	(0500–) Cable, Battery, 2ga, 60l, Red	1
15	222290	(0000–) Diode, Ele, Plug	1
16	762514	(0000–) Fuse, 015a	14
17	53466	(0000–) Clamp, Cable, Stl, 1.50d X 1.00w, 1h	4
18	10137	(0000–) Battery, 12vdc, 0475cca, Ah, Wet	1
19	08709	(0000–) Nut, Hex, Lock, M8 X 1.25, NI	2

Fig. 43 – Wheel Group, Front Drive

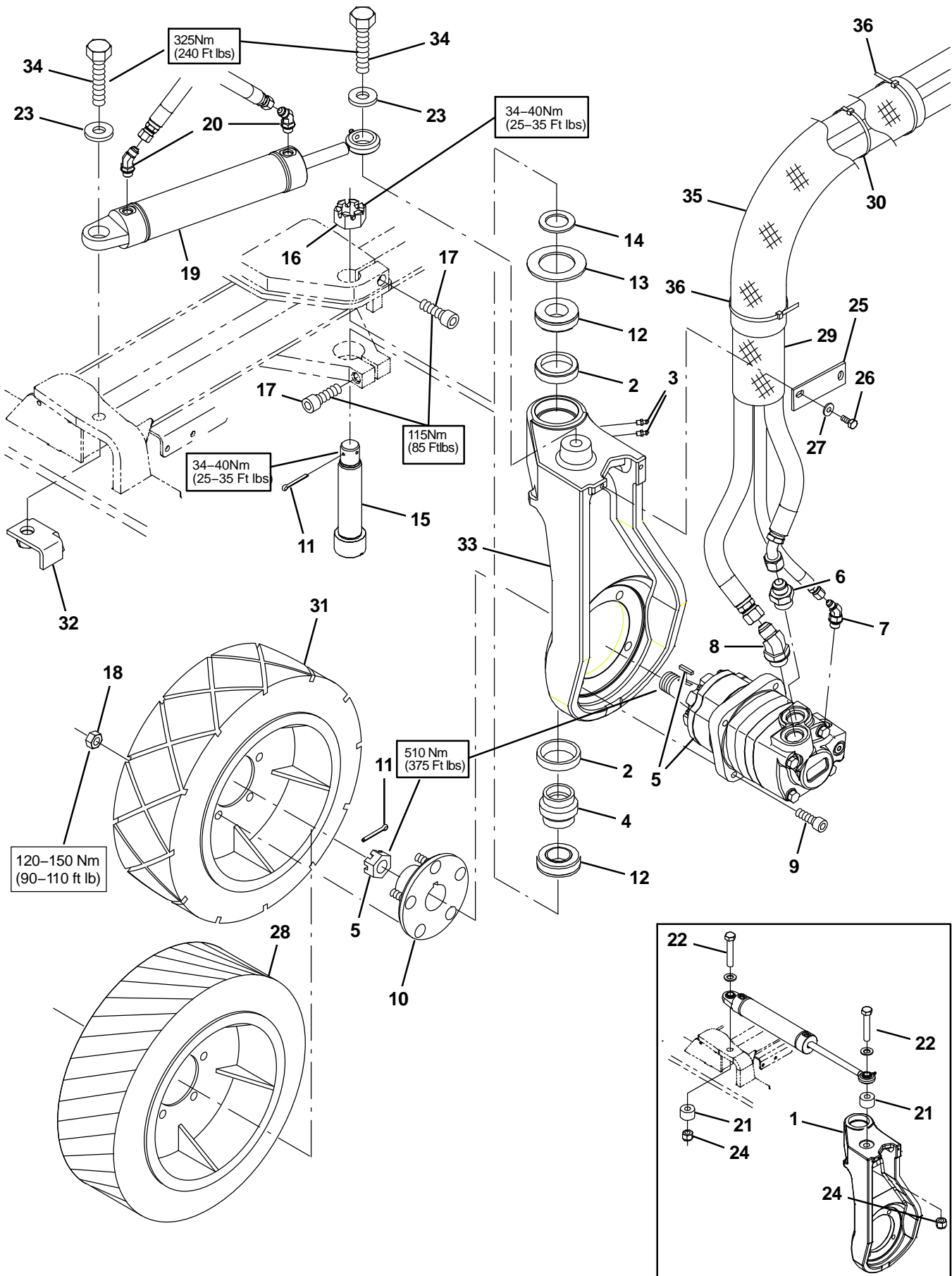


Fig. 43 – Wheel Group, Front Drive

Ref.	Part No.	Serial Number	Description	Qty.
1	9008248	(0000–0337) Housing Kit, Drive, Front, Replmt	1
2	51338	(0000–) Bearing, Cup, 2.56d 0.55w	2
3	47801	(0000–) Fitting, Grease, Str Pm04 .63l	2
4	374560	(0000–) Seal, Drive, Rear, Grease Cav	1
5	379609	(0000–) Motor, Hyd, Gear, Int 19.0 Bi–Dir 3000 (See Breakdowns)	1
6	42223	(0000–) Fitting, Hyd, Str, Jm10/Om12	1
7	393215	(0000–) Fitting, Hyd, E45, Jm04/Om06	1
8	1024249	(0000–) Fitting, Hyd, E45, Jm10/Om12	1
9	19583	(0000–) Screw, Soc, .50–13 X 1.50, Al	4
▽	10 54087	(0000–) Hub Assy, Wheel, 5 Bolt 4.50bc Taper B	1
▲	32126	(0000–) Stud, Wheel, .50–20 X 1.50l, 0.370th	5
11	08180	(0000–) Pin, Cotter, .125 X 2.00	2
12	51339	(0000–) Bearing, Cone, 1.38b 0.71w	2
13	374563	(0000–) Washer, Flat, 2.16b 3.50d .16, Felt	1
14	54051	(0000–) Washer, Flat, 1.39b 2.12d .13, Stl	1
15	73281	(0000–) Bolt, Shld, 1.37d X 5.13l, 1.1–18 Drilled	1
16	54052	(0000–) Nut, Hex, Slt, 1.12–18	1
17	72926	(0000–) Screw, Soc, M16 X 2.0 X 50, 12.9	2
18	24339	(0000–) Nut, Wheel, .50–20 X 60 Angle	5
19	1017903	(0000–) Cylinder, Hyd, 2.0b, 15.2l, 09.00strk, 3000	1
20	47522	(0000–) Fitting, Hyd, E45, Jm06/Om06	2
21	71340	(0000–0337) Tube, Rnd, 1.75d 0.77b 01.1l, Stl, Pntd	2
22	71341	(0000–0337) Screw, Hex, .75–10 X 4.00, 5	2
23	39350	(0000–) Washer, Flat, 0.75 Sae	2
24	32987	(0000–0337) Nut, Hex, Lock, .75–10, NI	1
25	58842	(0000–) Bar, Flat, Stl 0.19, 01.50 X 04.1l	1
26	16931	(0000–) Screw, Hex, M8 X 1.25 X 20, 8.8	2
27	32491	(0000–) Washer, Flat, 0.31, Std	2
28	1061973	(0000–) Tire, Drive, Scrbr, Pu, Grey, 18.0X6.0 (Optional Polyurethane)	1
29	57315	(0000–) Sleeve, Nyl, #37 05.0l	2
30	49266	(0000–) Tie, Cable, Nyl, 07.3l .19w 1.8 Max D	2
31	1059343	(0000–) Tire, Drive, Scrbr, Non–Skid, 18.0X6.0	1
31	1059346	(0000–) Tire, Drive, Scrbr, Non–Skid, 16.0x6.0 (Included in Kit 363174) (Optional)	1
32	1060521	(0338–) Bracket, Mtg, Sppt	1
33	1071061	(0338–) Housing, Sppt, Rear Wheel	1
34	77345	(0338–) Screw, Hex, .75–10 X 3.25, G5	2
35	82832	(0500–) Sleeve, Nyl, 2.38id 25.0l	1
36	49266	(0500–) Tie, Cable, Nyl, 07.3l .19w 1.8 Max D	2

Fig. 44 – Wheel Group, Rear

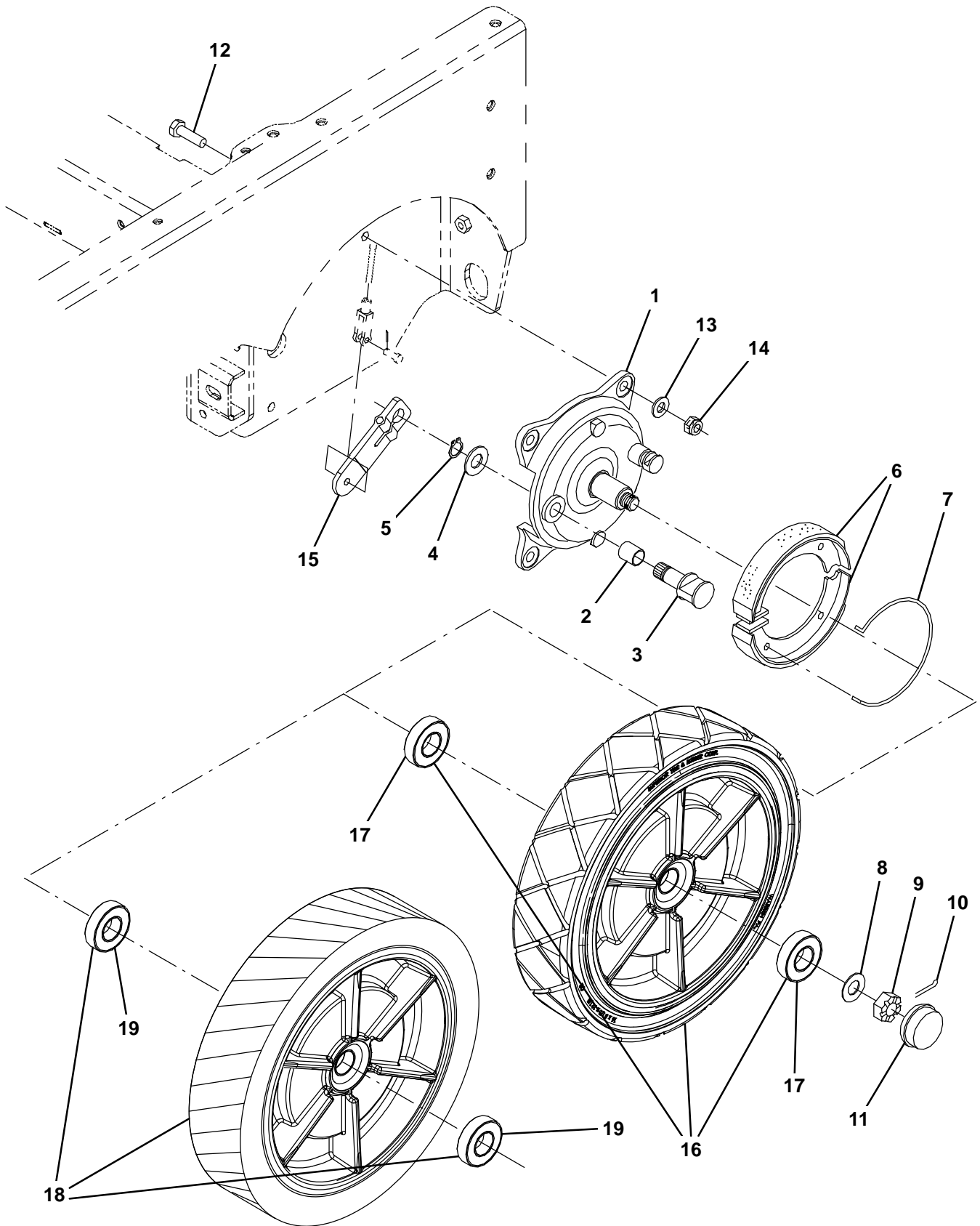


Fig. 44 – Wheel Group, Rear

	Ref.	Part No.	Serial Number	Description	Qty.
▽		360023	(0000–) Brake Assy, Drum, Mech, 07.0d 1.2w	2
▲	1	360270	(0000–) Plate, Backing, Brake	1
▲	2	360271	(0000–) Bushing, Sleeve, 0.78b 0.86d 0.93l, Bnz	1
▲	3	360272	(0000–) Cam, Plt, Brake [Nickel]	1
▲	4	360273	(0000–) Washer, Flat, M21.0b X 37d X 3	1
▲	5	360274	(0000–) Retainer, Ring, Brake	1
▲	6	360275	(0000–) Shoe, Brake, 180 X 30mm	2
▲	7	360276	(0000–) Spring, Wir, 0.25d, Return, Brake	1
	8	49145	(0000–) Washer, Flat, 0.76b 1.50d .06, Ss	2
	9	86659	(0000–) Nut, Hex, Slt, .75–16	2
	10	08171	(0000–) Pin, Cotter, .156 X 2.00	2
	11	54390	(0000–) Cap, Hub, Dust 2.57d 0.77l	2
	12	06969	(0000–) Screw, Hex, M12 X 1.75 X 40, 8.8	8
	13	32486	(0000–) Washer, Flat, 0.50 Sae	8
	14	08711	(0000–) Nut, Hex, Lock, M12 X 1.75,NI	8
	15	360802	(0000–) Arm, Lever, Brake, 4.1 [Knott]	2
▽	16	1059671	(0000–) Tire, Idler, Scrbr, Blk, 16.0X3.5	2
▲	17	360074	(0000–) Bearing, Ball, 1.18b 2.44d 0.63w	2
▽	16	1059347	(0000–) Tire, Idler, Scrbr, Non–Skid, 16.0x3.5 (Included in Kit 363174) (Optional)	2
▲	17	360074	(0000–) Bearing, Ball, 1.18b 2.44d 0.63w	2
▽	18	1061974	(0000–) Tire, Idler, Scrbr, Pu, Grey, 16.0X3.5 (Optional Polyurethane)	2
▲	19	360074	(0000–) Bearing, Ball, 1.18b 2.44d 0.63w	2

Fig. 45 – Brake Pedal Linkage Group

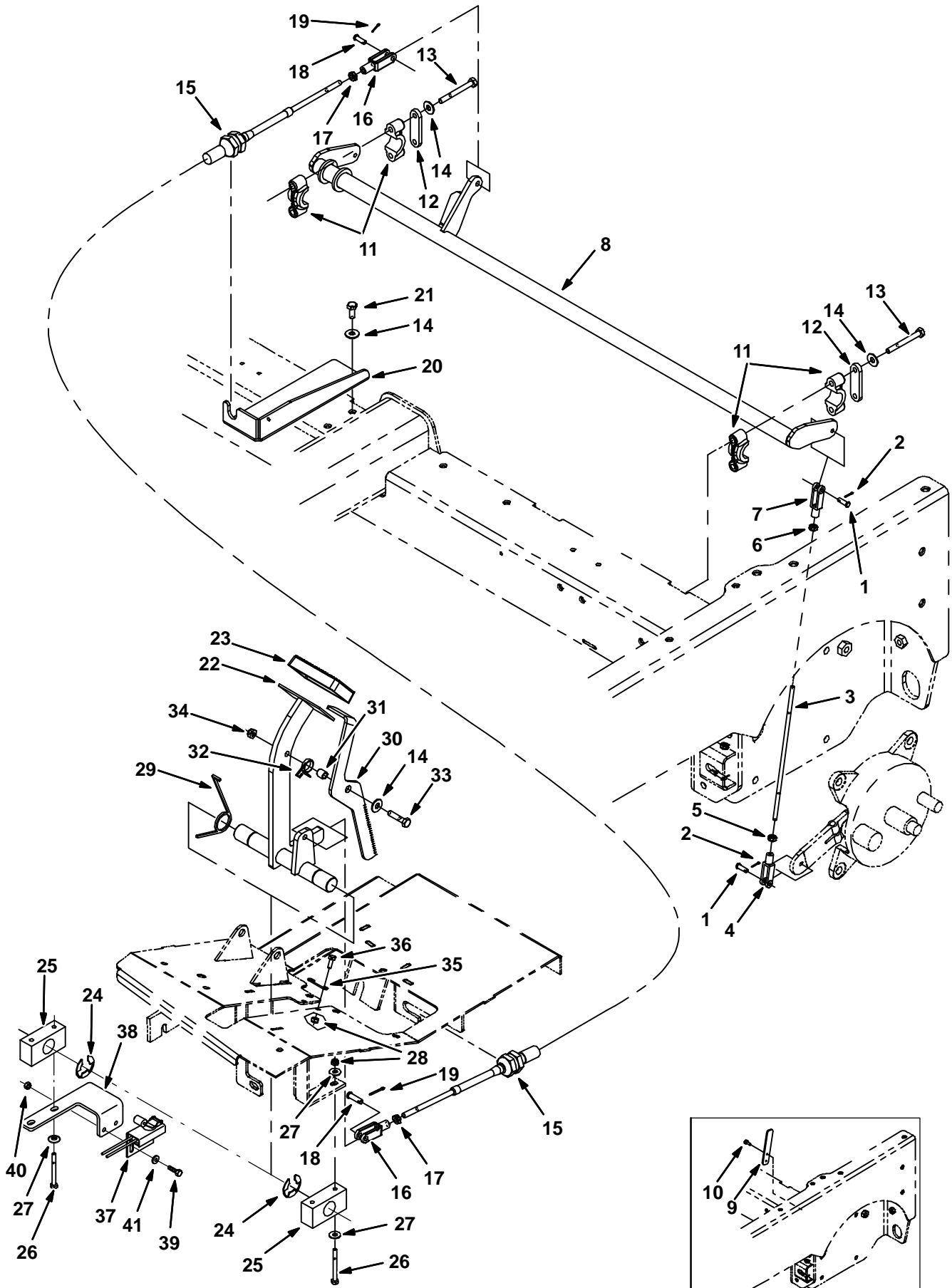


Fig. 45 – Brake Pedal Linkage Group

Ref.	Part No.	Serial Number	Description	Qty.
1	14605	(0000–) Pin, Clevis, 0.25d X 0.75l	4
2	08170	(0000–) Pin, Cotter, .062 X 0.50	4
3	364347	(0000–) Rod	2
4	14595–1	(0000–) Clevis, Adj, 0.25 Pin, 0.25–28 Rh, PI	2
5	364948	(0000–) Nut, Hex, Std, .25–28, Lh	2
6	01714	(0000–) Nut, Hex, Std, .25–28	2
7	364864	(0000–) Clevis, Adj, 0.25pin, 0.25–28left PI	2
8	1022031	(0000–) Shaft Wldt, Brake	1
9	1026025	(0000–xxxxxx) Plate, Stop, Brake	2
10	361339	(0000–xxxxxx) Screw, Hex, M6 X 1.0 X 16, Fmg	4
11	381502	(0000–) Bearing, Split, 1.00b	4
12	382224	(0000–) Plate, Sppt	2
13	39279	(0000–) Screw, Hex, M8 X 1.25 X 70, 8.8	4
14	32491	(0000–) Washer, Flat, 0.31, Std	7
15	1025495	(0000–) Cable, Push / Pull, 063.0l 4.0, .31–24	1
16	58311	(0000–) Clevis, Adj, 0.31pin, 0.31–24	2
17	20170	(0000–) Nut, Hex, Jam, .31–24	2
18	69582	(0000–) Pin, Clevis, 0.31d X 1.00l	2
19	08179	(0000–) Pin, Cotter, .094 X 1.00	2
20	1022736	(0000–) Bracket, Mtg, Cable	1
21	16931	(0000–) Screw, Hex, M8 X 1.25 X 20, 8.8	2
22	1022243	(0000–) Shaft Wldt, Pedal, Brake	1
23	51109	(0000–) Pad, Pedal, Brake, 3.96l 2.36w 0.75	1
24	23788	(0000–) Ring, Retaining, Ext, 0.98d, [E–Ring]	2
25	86751	(0000–) Bearing, Pillowblock, 1.02b [Solid Pye]	2
26	06548	(0000–) Screw, Hex, M6 X 1.0 X 60, 8.8	4
27	32490	(0000–) Washer, Flat, 0.25 Std	8
28	08708	(0000–) Nut, Hex, Lock, M6 X 1.0, NI	6
29	54607	(0000–) Spring, Tors, 1.13id .12wir 02.3coil Rh	2
30	1025487	(0000–) Pedal, Brake, Lock	1
31	46563	(0000–) Bushing, Sleeve, 0.37b 0.50d 0.50l, Oib	1
32	59009	(0000–) Spring, Tors, 0.75id .06wir 02.8coil	1
33	06955	(0000–) Screw, Hex, M8 X 1.25 X 35, 8.8	1
34	08709	(0000–) Nut, Hex, Lock, M8 X 1.25, NI	1
35	71367	(0000–) Spring, Wir, 0.08d, Brake, Parking	1
36	06942	(0000–) Screw, Hex, M6 X 1.0 X 16, 8.8	2
37	59962	(0000–) Switch, Snap, 15A Nc, Rlr	1
38	313174	(0000–) Cs, Bracket, Mtg, Switch	1
39	24199	(0000–) Screw, Hex, M5 X 0.80 X 16, Ss	2
40	09739	(0000–) Nut, Hex, Lock, M5 X 0.80, NI, Ss	2
41	01683	(0000–) Washer, Flat, 10, Ss	2

Fig. 46 – Directional Pedal Group

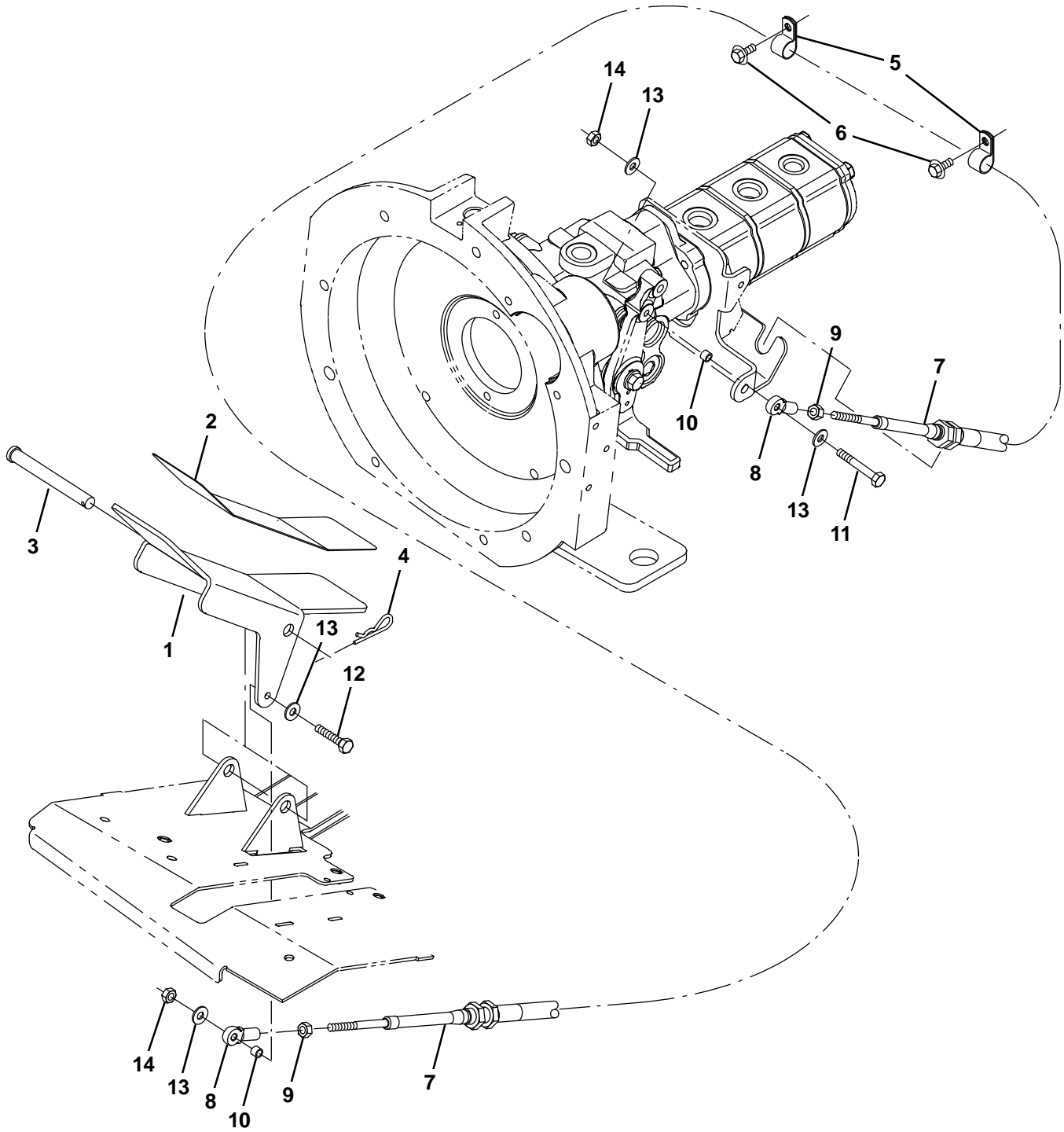


Fig. 46 – Directional Pedal Group

Ref.	Part No.	Serial Number	Description	Qty.
1	1025140	(0000–) Pedal, Propel	1
2	58819	(0000–) Tread, Non–Skid, 03.0w 11.6l	1
3	59668	(0000–) Pin, Clevis, 0.50 D X 4.50l	1
4	08182	(0000–) Pin, Cotter, .125 X 1.00	1
5	67767	(0000–) Clamp, Cable, Stl, 0.69d X 0.62w, 1h	2
6	361339	(0000–) Screw, Hex, M6 X 1.0 X 16, Fmg	2
7	1022345	(0000–) Cable, Push / Pull, 098.0l .25–28/.25–28	1
8	68866	(0000–) Rod–End, .25–28rh Fem 0.25b [Teflon]	2
9	01714	(0000–) Nut, Hex, Std, .25–28	2
10	65441	(0000–) Tube, 00.38d 00.26b 00.3l Stl Plt	2
11	41399	(0000–) Screw, Hex, .25–20 X 2.25, Ss	1
12	42180	(0000–) Screw, Hex, .25–20 X 1.75, Ss	1
13	32490	(0000–) Washer, Flat, 0.25 Std	4
14	41169	(0000–) Nut, Hex, Lock, .25–20, NI, Ss	2

Fig. 47 – Hydraulic Pump Linkage Group

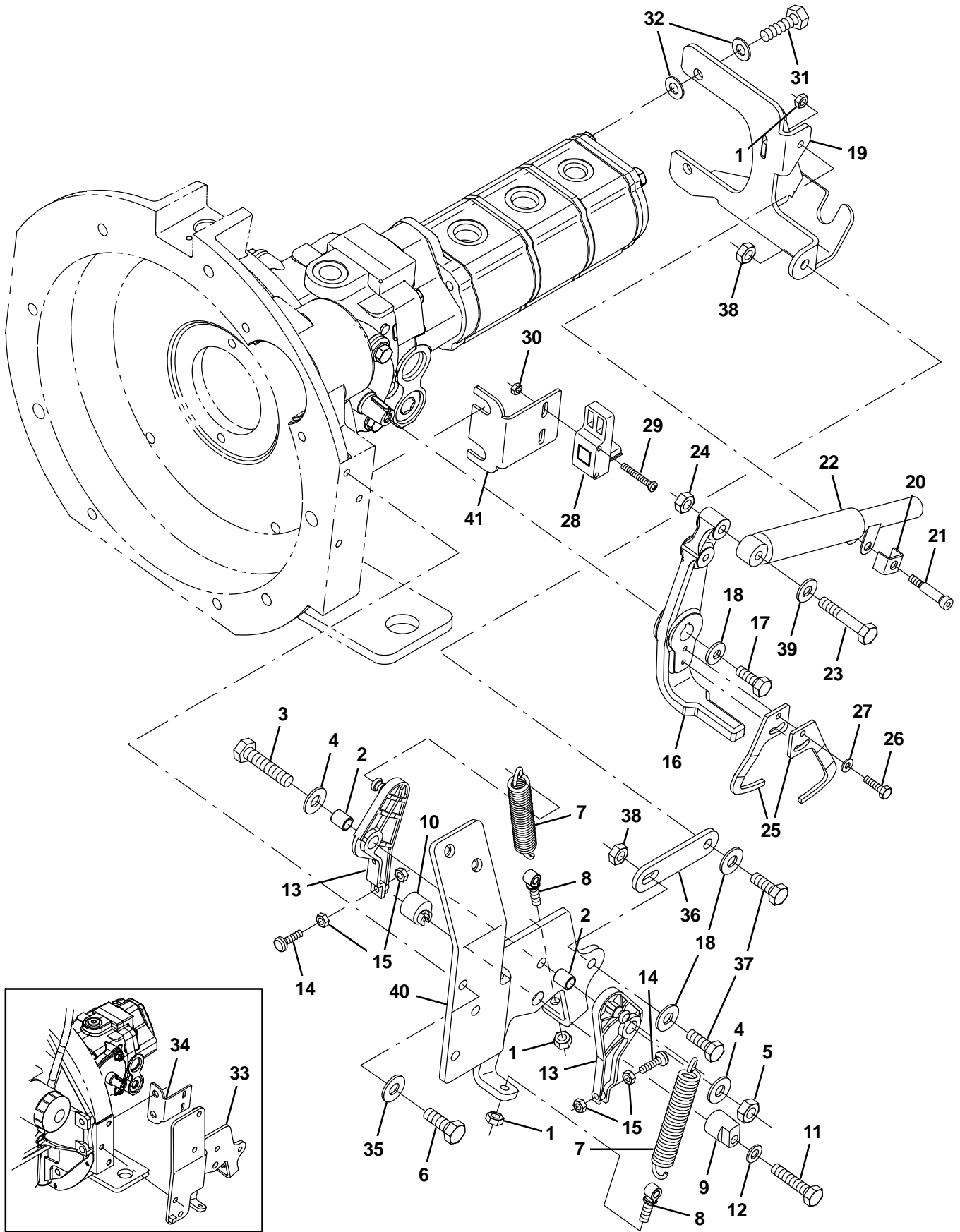


Fig. 47 – Hydraulic Pump Linkage Group

Ref.	Part No.	Serial Number	Description	Qty.
1	41169	(0000–) Nut, Hex, Lock, .25–20, NI, Ss	3
2	63234	(0000–) Tube, 00.50d 00.38b 00.6l Stl	2
3	42467	(0000–) Screw, Hex, .38–16 X 2.00, Ss	1
4	32492	(0000–) Washer, Flat, 0.38 Std	2
5	36643	(0000–) Nut, Hex, Lock, .38–16, NI, Thin	1
6	21197	(0000–) Screw, Hex, .38–16 X 1.00, 5	2
7	11842	(000–) Spring, Extn, 0.75od X 0.12wir, 4.3l	2
8	48079	(0000–) Bolt, Eye, .25–20 X 1.40 X .25 Eye	1
9	53947	(0000–) Cam, Centering, Pintle	1
10	54655	(0000–) Cam, Centering, Pintle	1
11	74440	(0000–) Screw, Hex, M8 X 1.25 X 40, Ss, NI	1
12	39349	(0000–) Washer, Flat, 0.31 Sae	1
13	53953	(0000–) Arm, Cntrl, Pintle, Centering	2
14	54205	(0000–) Bumper, Rbr, 0.5d 0.16t M5 X 08	2
15	50335	(0000–) Nut, Hex, Std, M5 X 0.8, 8	4
16	1027233	(0000–) Arm, Pintle	1
17	83879	(0000–) Screw, Hex, .31–24 X 0.75, NI	1
18	41186	(0000–) Washer, Belleville, .31	3
19	1027313	(0000–) Bracket Wldt, Propel, Pintle	1
20	84170	(0000–) Bracket, Retainer, Safety	1
21	16213	(0000–) Bolt, Shld, .31d X 1.00, .25–20	1
22	73411	(0000–) Shock Absorber, 2.3 Strk	1
23	39278	(0000–) Screw, Hex, M8 X 1.25 X 50, 8.8	1
24	08709	(0000–) Nut, Hex, Lock, M8 X 1.25, NI	1
25	1022787	(0000–) Arm [Positioning]	2
26	09252	(0000–) Screw, Hex, M5 X 0.8 X 20, 8.8	2
27	01683	(0000–) Washer, Flat, #10 Ss	2
28	1022779	(0000–) Sensor, Spd / Dir, 6–30vdc	1
29	09198	(0000–) Screw, Pan, M4 X 0.7 X 35, Ss	2
30	33932	(0000–) Nut, Hex, Lock, M4 X 0.7, NI, Ss	2
31	46559	(0000–) Screw, Hex, .38–16 X 1.25, NI	2
32	32485	(0000–) Washer, Flat, 0.38 Sae	4
33	1022140	(0000–0499) Bracket, Propel, Gas/Lpg	1
34	1022798	(0000–0499) Bracket, Mtg, Cyl	1
35	41187	(0000–) Washer, Flat, Belleville, .38	2
36	1032399	(0000–) Strap, Sppt	1
37	09010	(0000–) Screw, Hex, M8 X 1.25 X 25, Ss	2
38	08713	(0000–) Nut, Hex, Lock, M8 X 1.25, NI, Ss	2
39	32490	(0000–) Washer, Flat, 0.25 Std	1
40	1070798	(0500–) Bracket, Propel, G/Lpg [Mit 2013]	1
41	1070819	(0500–) Angle, Mtg	1

Fig. 48 – Hopper Lift Arms Group

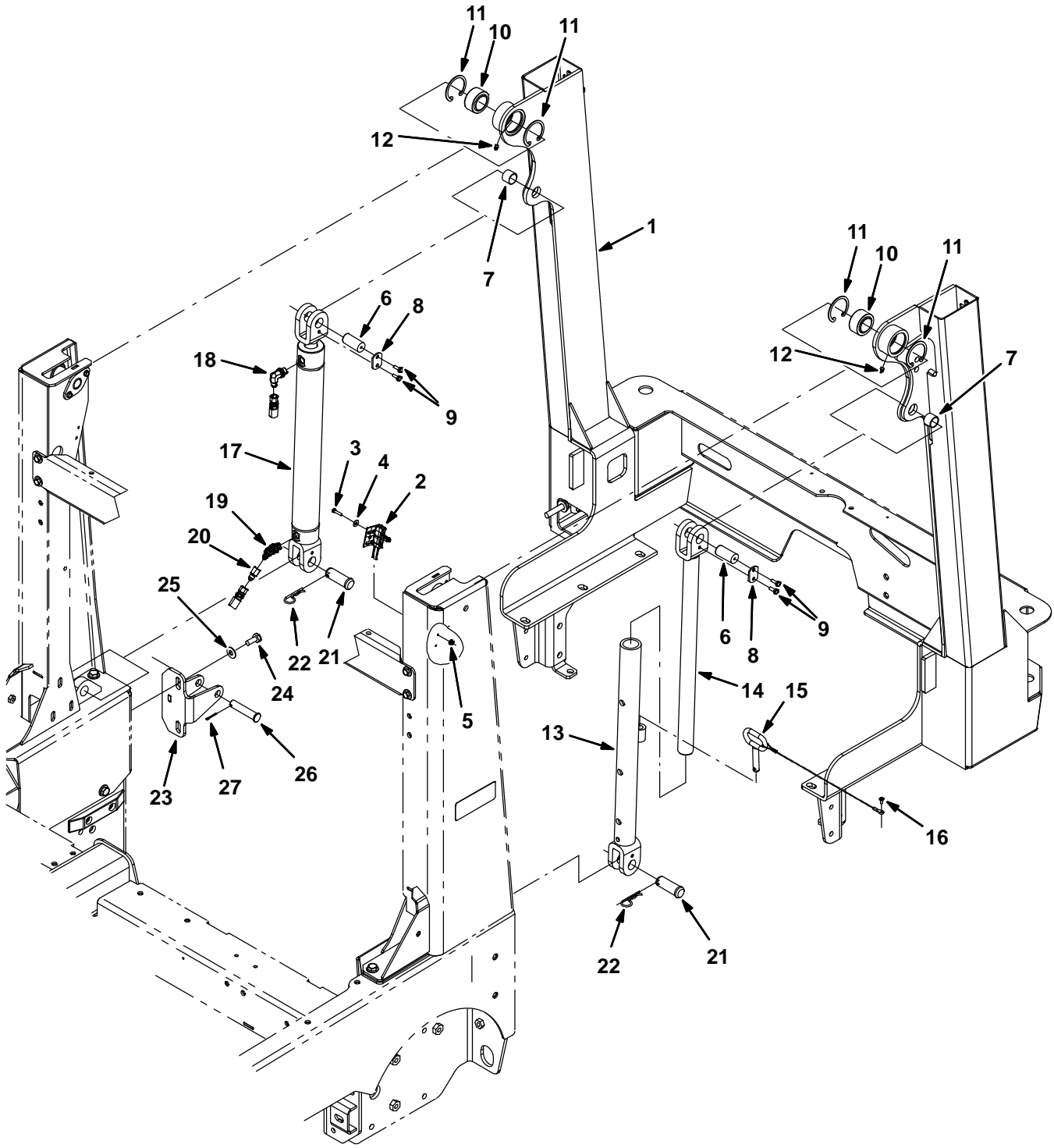


Fig. 48 – Hopper Lift Arms Group

Ref.	Part No.	Serial Number	Description	Qty.
1	1018241	(0000-0455) Frame Wldt, Lift, Hppr	1
1	1069933	(0456-) Frame Wldt, Lift, Hppr	1
2	23211	(0000-) Switch, Snap, 15a No, Rlr	1
3	09252	(0000-) Screw, Hex, M5 X 0.8 X 20, 8.8	2
4	19066	(0000-) Washer, Flat, #10	2
5	07789	(0000-) Nut, Hex, Fng, M5 X 0.8	2
6	1018226	(0000-) Pin, 0.87d 01.8l, 1/M6 X 1.0, 1cham,Stl	2
7	364587	(0000-) Bushing, Sleeve, 0.88b 1.00d 0.75l, Bnz	2
8	72897	(0000-) Plate, Pin, Clevis, Upper	2
9	1040467	(0000-) Screw, Hex, M6 X 1.0 X 20, 9.8, Sems	4
10	42120-1	(0000-) Bearing, Self Align, 1.25b 2.00d	2
11	59542	(0000-) Ring, Retaining, Int, 2.00d	4
12	07259	(0000-) Fitting, Grease, Str Pm04 .47l	2
13	1018260	(0000-) Tube Wldt, Arm, Safety	1
14	1018262	(0000-) Rod Wldt, Arm, Safety	1
15	1018266	(0000-) Pin, Arm, Safety	1
16	16944	(0000-) Screw, Hex, M4 X 0.7 X 10, Fmg	1
17	1029646	(0000-) Cylinder, Hyd, 2.0B 24.1L 15.00Strk 3000	1
18	47638	(0000-) Fitting, Hyd, E90, Jm04/Om06	1
19	393215	(0000-) Fitting, Hyd, E45, Jm04/Om06	1
20	1025904	(0000-) Fitting, Hyd, Rst, Jf04/Jm04, .028	1
21	1018227	(0000-) Pin, Clevis, 0.88d X 2.25l	2
22	02942	(0000-) Pin, Cotter, Hair, 0.62d .120 Wir	2
23	1018275	(0000-) Plate Wldt, Arm, Stop	1
24	09028	(0000-) Screw, Hex, M10 X 1.5 X 25, Ss	2
25	01686	(0000-) Washer, Flat, 0.44b 1.00d .08, Ss	2
26	1018276	(0000-) Pin, Clevis, 0.62d X 2.91l	1
27	08179	(0000-) Pin, Cotter, .094 X 1.00	1

Fig. 49 – Hopper and Debris Screen Group

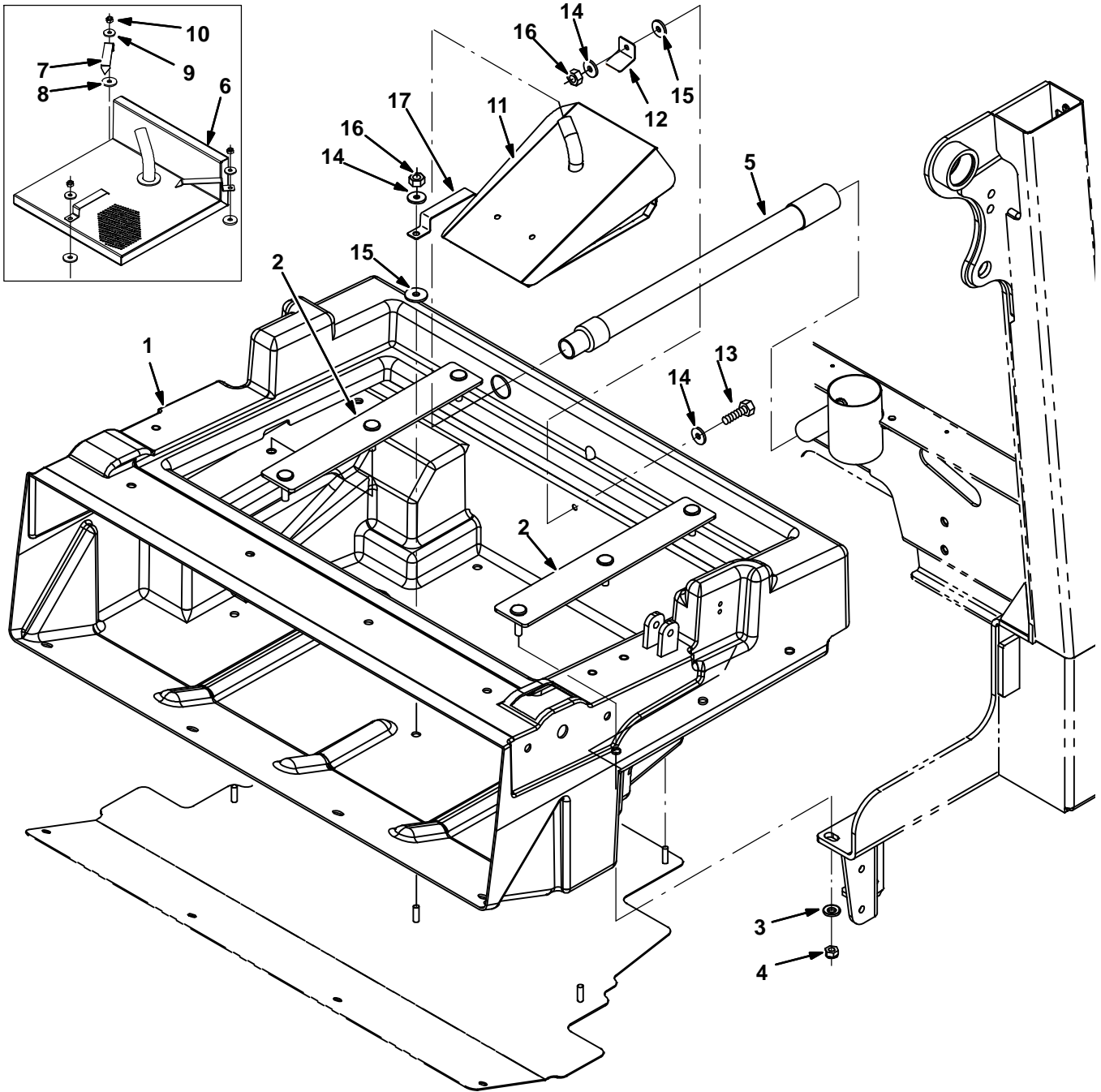


Fig. 49 – Hopper and Debris Screen Group

Ref.	Part No.	Serial Number	Description	Qty.
1	1018300	(0000–) Hopper, Debris, Rm–Hg, Trimmed	1
2	1018272	(0000–) Bar, Mtg, Hppr	2
3	763042	(0000–) Washer, Flat, Belleville, M10	6
4	08714	(0000–) Nut, Hex, Lock, M10 X 1.5, NI, Ss	6
5	1018239	(0000–) Hose Assy, W/1cuff, 1.0d 09I 1.0/	1
6	1018235	(0000–000023) Filter Wldt, Hppr (Replaced By 9003774)	1
7	1018258	(0000–000023) Spring, Flat, Retainer, Screen	3
8	222268	(0000–000023) Washer, Flat, 0.38b 1.25d .12, Neo	3
9	1017218	(0000–000023) Washer, Flat, 0.32b 1.00d .12, Ss	3
10	08713	(0000–000023) Nut, Hex, Lock, M8 X 1.25, NI, Ss	3
11	1039163	(000024–) Screen Wldt, Hppr	1
12	1039215	(000024–) Angle, Retainer	1
13	09010	(000024–) Screw, Hex, M8 X 1.25 X 25, Ss	1
14	1017218	(000024–) Washer, Flat, 0.32b 1.00d .12, Ss	3
15	222268	(000024–) Washer, Flat, 0.38b 1.25d .12, Neo	2
16	08713	(000024–) Nut, Hex, Lock, M8 X 1.25, NI, Ss	2
17	1044323	(000024–) Spring, Flat, Retainer, Angled Screen	1

Fig. 50 – Hopper Cover and Dust Filter Group

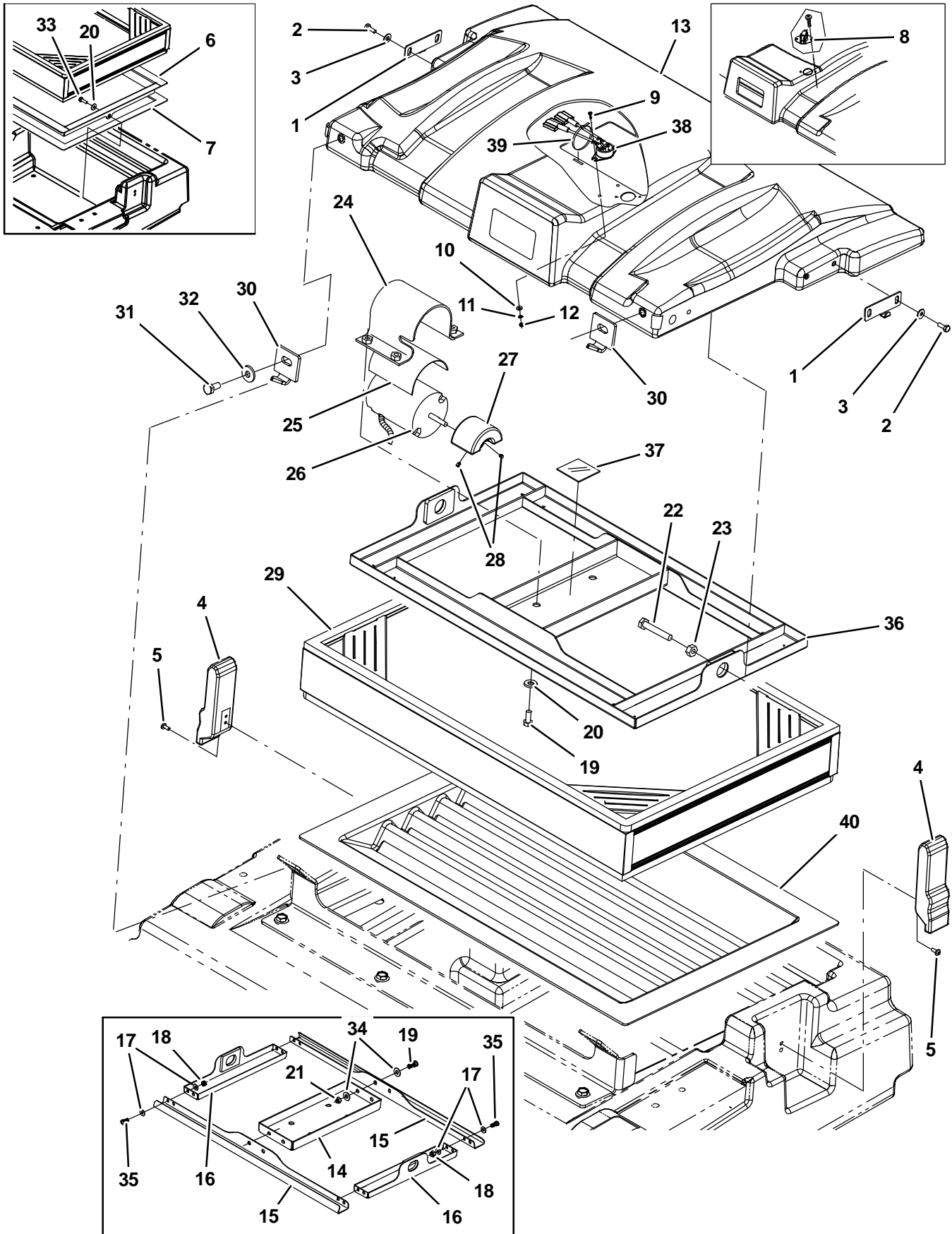


Fig. 50 – Hopper Cover and Dust Filter Group

Ref.	Part No.	Serial Number	Description	Qty.
1	1041984	(0000–) Bracket, Cover, Hppr	2
2	15678	(0000–) Screw, Hex, M6 X 1.0 X 16, Ss	4
3	01684	(0000–) Washer, Flat, 0.25, Ss	4
4	360824	(0000–) Latch	2
5	09200	(0000–) Screw, Pan, M5 X 0.8 X 12, Ss	4
6	1033591	(0000–0026) Tray Wldt, Perma–filter (Replaced By none)	1
7	1015220	(0000–0026) Seal, Afmkt, Ure, Adh, 0.38, 0.75w 08ft (Replaced By none)	1
8	367679	(0000–0051) Switch, Thermal, 160Deg, Spdt (Replaced by 9003444)	1
9	06922	(0000–) Screw, Pan, M3 X 0.5 X 20, 4.8	2
10	19064	(0000–) Washer, Flat, #06	2
11	32975	(0000–) Washer, Lock, Int, #06	2
12	01754	(0000–) Nut, Hex, Std, M3 X 0.5, 8	2
13	1041006	(0000–) Cover, Hppr	1
14	1018203	(0000–0021) Plate, Shakr	1
15	360952	(0000–0021) Plate, Shakr, Bar	2
16	1017944	(0000–0021) Plate Wldt, Shakr, Side	2
17	32483	(0000–0021) Washer, Flat, 0.25 Sae	16
18	08712	(0000–0021) Nut, Hex, Lock, M6 X 1.0, Ss, NI	8
19	09740	(0000–) Screw, Hex, M8 X 1.25 X 20, Ss	8
20	01685	(0000–) Washer, Flat, 0.31, Ss	6
21	08713	(0000–) Nut, Hex, Lock, M8 X 1.25, NI, Ss	4
22	06957	(0000–0051) Screw, Hex, M8 X 1.25 X 60, 8.8	2
22	06963	(0052–) Screw, Hex, M10 X 1.50 X 60, 8.8	2
23	39311	(0000–0051) Nut, Hex, Std, M8 X 1.25	2
23	39312	(0052–) Nut, Hex, Std, M10 X 1.50	2
24	1037671	(0000–) Strap, Mtg, Motor, .124.00W	1
25	36658	(0000–) Strip, Rbr, 0.06 04.00w 05.0l Neo/60	1
26	1041920	(0000–xxxx) Motor, Ele [12vdc, Shaker]	1
26	1059542	(xxxx–) Motor, Ele 12Vdc, Shakr	1
27	1049242	(0000–xxxx) Weight, Eccentric	1
27	1053320	(xxxx–) Weight, Eccentric	1
28	20634	(0000–) Screw, Set, #10–24 X 0.25, NI	2
29	1048295AM	(0000–) Filter, Panl, Dust, 4.2 X 20.0 X 30.0	1
30	1018207	(0000–) Bar, Mtg, Hppr Cover	2
31	09291	(0000–) Screw, Hex, M10 X 1.5 X 20, Ss	2
32	1014563	(0000–) Washer, Flat, 0.40b 1.12d .12, Ss	2
33	39277	(0000–) Screw, Hex, M8 X 1.25 X 25, 8.8	2
34	01685	(0000–0021) Washer, Flat, 0.31, Ss	8
35	15678	(0000–0021) Screw, Hex, M6 X 1.0 X 16, Ss	8
36	1037235	(0022–) Shaker Wldt	1
37	36661	(0022–) Strip, Rbr, 0.06 01.00W 04.0L	1
38	1036611	(0052–xxxx) Switch, Temp [160F]	1
38	1056298	(xxxx–) Switch, Temp, Sealed, Nc	1
39	763116	(0052–) Tie, Cable, Nyl, 15.3L . W 4.5 Max D	1
40	1037947	(0026–) Tray, Perma–Filter	1

Fig. 51 – Hopper Bumper Group

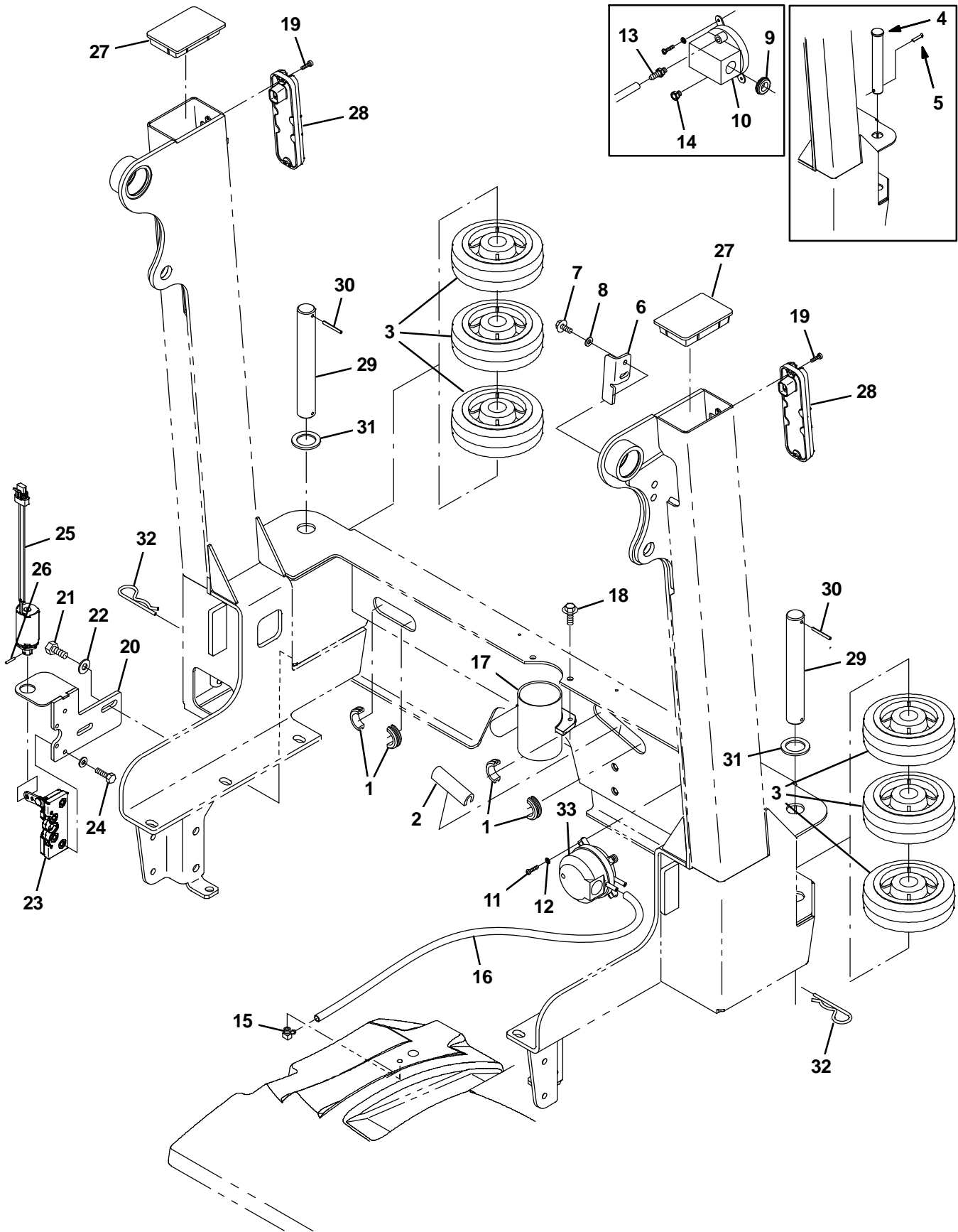


Fig. 51 – Hopper Bumper Group

Ref.	Part No.	Serial Number	Description	Qty.
1	10632-1	(0000-xxxx)	Grommet, Rbr, 1.06id, F/1.4h, .19 Matl	2
1	10632-13	(xxxx-)	Grommet, Rbr, 1.50id, F/1.8h, .19 Matl	2
2	50646	(0000-)	Molding, Trim, Pvc,.18-.31 07.5l	1
3	1021047	(0000-)	Wheel, 06.0d 2.00w 1.19b, Gray Rbr	6
4	9006334	(0000-0206))	Pin Kit, Wheel, Ci [M20/T20/M30]	2
5	08171	(0000-0206))	Pin, Cotter, .156 X 2.00	2
6	1018240	(0000-)	Bracket, Mtg, Switch	1
7	361339	(0000-)	Screw, Hex, M6 X 1.0 X 16, Fmg	2
8	32483	(0000-)	Washer, Flat, 0.25 Sae	2
9	10632-4	(0000-0185)	Grommet, Rbr, 0.62id, F/0.9h, .06 Matl	1
10	39924	(0000-0185)	Switch, Press, Spdt 0008psi	1
11	12323	(0000-)	Screw, Pan, M4 X 0.7 X 20, Ss	2
12	02938	(0000-)	Washer, Lock, Int, #08, Ss	2
13	40607	(0000-0185)	Fitting, Brs, Str, Bm03/Pm02	1
14	82739	(0000-0185)	Fitting, Brs, Breather [02mp]	1
15	32183	(0000-)	Fitting, Brs, E90, Pm02/Bm03	1
16	1031575	(0000-)	Hose, Afmkt, Vacuum, 0.16id, 03ft	1
17	1036240	(0000-)	Tube, Vacuum	1
18	1037346	(0000-)	Screw, Hex, M8 X 1.25 X 25, 9.8, Sems	2
19	06928	(0000-)	Screw, Pan, M4 X 0.7 X 20, 4.8	4
20	1018280	(0000-)	Plate Wldt, Mtg, Solenoid	1
21	09028	(0000-xxxx)	Screw, Hex, M10 X 1.5 X 25, Ss	2
21	12309	(xxxx-)	Screw, Hex, M12 X 1.75 X 30, Ss	2
22	32492	(0000-xxxx)	Washer, Flat, 0.38 Std	2
22	32486	(xxxx-)	Washer, Flat, 0.50, Sae	2
23	21623	(0000-)	Latch	1
24	06944	(0000-)	Screw, Hex, M6 X 1.0 X 25, 8.8	4
25	1018274	(0000-)	Solenoid, Pull, 12vdc, Damper	1
26	20021	(0000-)	Pin, Roll, .125 D X 0.75l, .125/.129	1
27	1018293	(0000-)	Cap, Arm, Lift	2
28	1018208	(0000-)	Light, Tail, 12vdc	2
29	1053838	(0207-)	Pin, 30mmd X 215mml	2
30	23146	(0207-)	Pin, Roll, .187d X 1.62l, .187/.192	2
31	1062566	(0207-)	Washer, Flat, 1.26B 1.88D .13, Stl, Pl	2
32	34411	(0207-)	Pin, Cotter, Hair, 1.00d .178 Wir	2
33	1052885	(0186-)	Switch, Press, Adj [4-16 In Wtr]	1

Fig. 52 – Hopper Door Group (0000-0204)

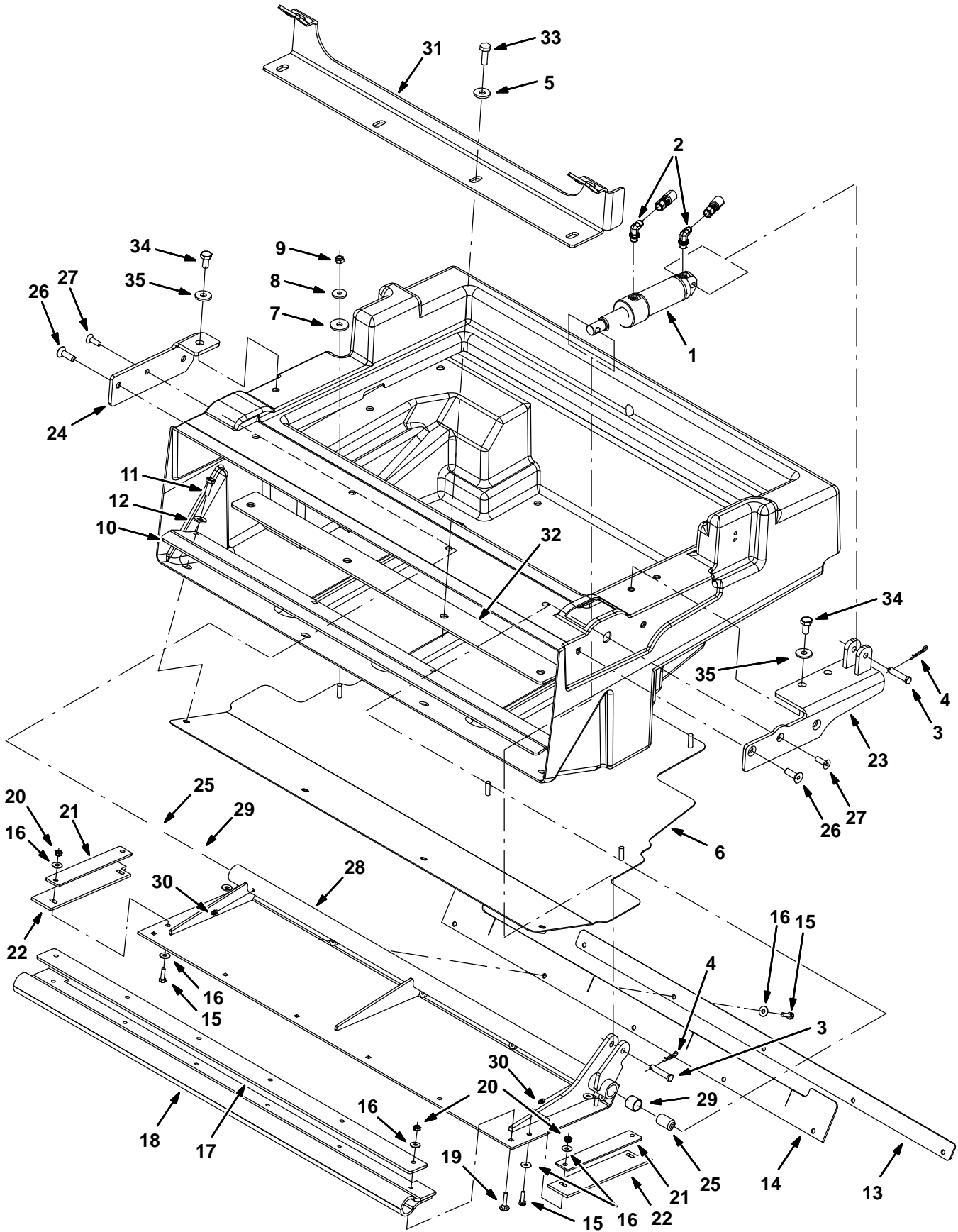


Fig. 52 – Hopper Door Group (0000–0204)

Ref.	Part No.	Serial Number	Description	Qty.
1	1021941	(0000–0204) Door Cyl, Hppr [Mako]	1
2	77097	(0000–0204) Fitting, Hyd, E90, Jm04/Om04	2
3	17461	(0000–0204) Pin, Clevis, 0.37d X 1.75l	2
4	08179	(0000–0204) Pin, Cotter, .094 X 1.00	2
5	1014563	(0000–0204) Washer, Flat, 0.40b 1.12d .12, Ss	4
6	1018237	(0000–0204) Plate, Bottom, Hppr	1
7	222268	(0000–0204) Washer, Flat, 0.38b 1.25d .12, Neo	2
8	1017218	(0000–0204) Washer, Flat, 0.32b 1.00d .12, Ss	2
9	08713	(0000–0204) Nut, Hex, Lock, M8 X 1.25, NI, Ss	2
10	1018236	(0000–0204) Bracket, Lip, Hppr	1
11	09010	(0000–0204) Screw, Hex, M8 X 1.25 X 25, Ss	4
12	01685	(0000–0204) Washer, Flat, 0.31, Ss	4
13	1018244	(0000–0204) Strap, Door, Dump	1
14	1018245	(0000–0204) Seal, Door, Dump	1
15	08716	(0000–0204) Screw, Hex, M6 X 1.0 X 20, Ss	9
16	01684	(0000–0204) Washer, Flat, 0.25, Ss	19
17	1018196	(0000–0204) Plate, Retainer, Door, Dump	1
18	1018197	(0000–0204) Seal, Door, Dump	1
19	379791	(0000–0204) Bolt, Carriage, M06 X 1.0 X 30	6
20	08712	(0000–0204) Nut, Hex, Lock, M6 X 1.0, Ss, NI	10
21	1018194	(0000–0204) Strap, Door, Dump, Side	2
22	1018199	(0000–0204) Seal, Door, Dump, Side	2
23	1018210	(0000–0204) Bracket Wldt, Pivot, Hppr Door, Lh	1
24	1018202	(0000–0204) Bracket, Pivot, Hppr Door, Rh	1
25	1018193	(0000–0204) Bushing, Pivot, Door	2
26	395825	(0000–0204) Screw, Flt, M10 X 1.5 X 30, Ss 18–8	4
27	07810	(0000–0204) Screw, Flt, M8 X 1.25 X 25, 10.9	2
28	1016463	(0000–0204) Door Wldt, Hppr	1
29	64379	(0000–0204) Bushing, Sleeve, 0.75b 0.88d 0.75l, Tef	2
30	07259	(0000–0204) Fitting, Grease, Str Pm04 .47l	2
31	1018206	(0000–0204) Bracket, Cover	1
32	1018253	(0000–0204) Bracket, Cover	1
33	12317	(0000–0204) Screw, Hex, M10 X 1.5 X 30, Ss	4
34	09291	(0000–0204) Screw, Hex, M10 X 1.5 X 20, Ss	3
35	1014563	(0000–0204) Washer, Flat, 0.40b 1.12d .12, Ss	3

Fig. 53 – Hopper Door Group (0205-)

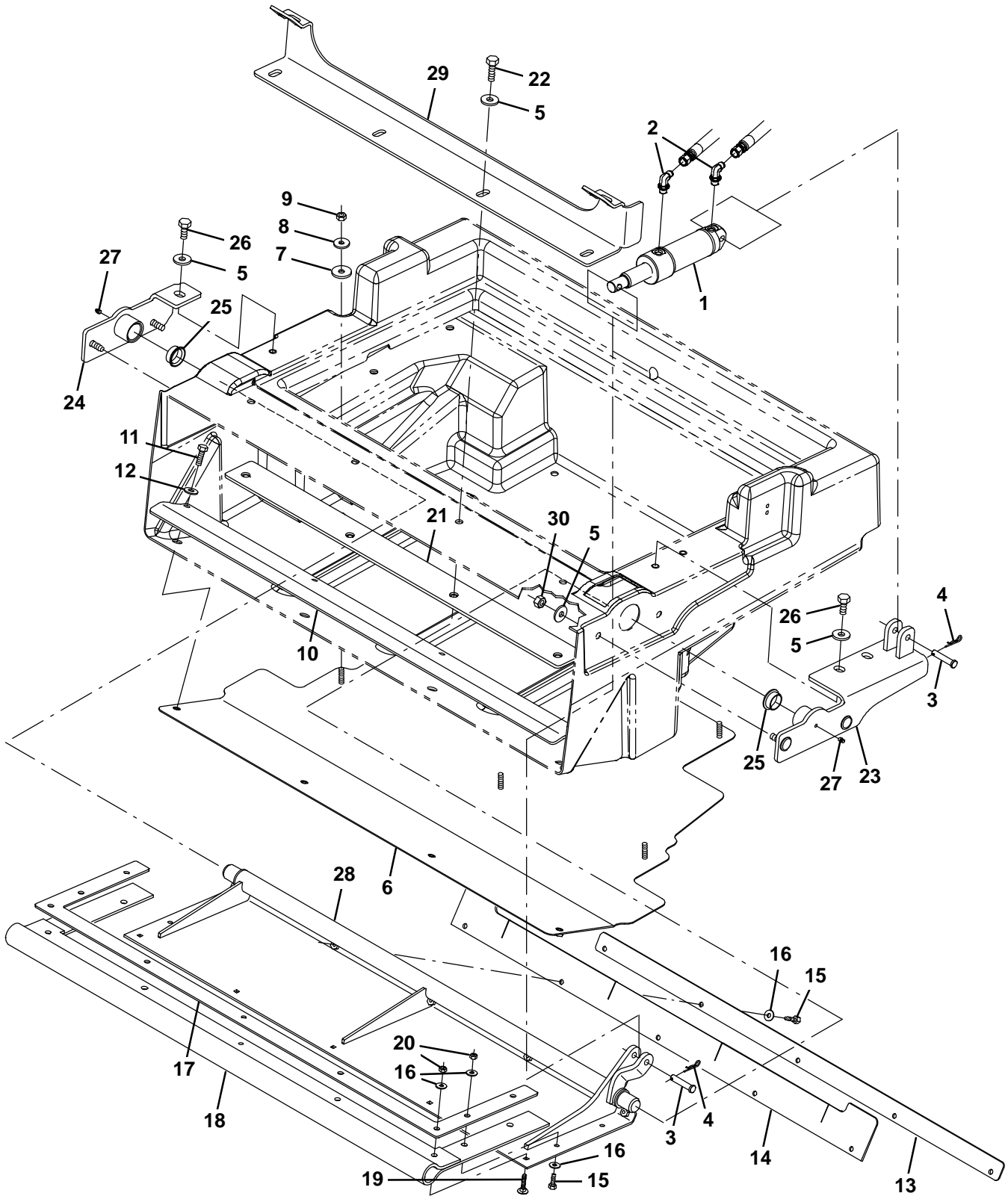


Fig. 53 – Hopper Door Group (0205–)

Ref.	Part No.	Serial Number	Description	Qty.
1	1021941	(0205–)	Door Cyl, Hppr [Mako]	1
2	77097	(0205–)	Fitting, Hyd, E90, Jm04/Om04	2
3	17461	(0205–)	Pin, Clevis, 0.37d X 1.75l	2
4	08179	(0205–)	Pin, Cotter, .094 X 1.00	2
5	1014563	(0205–)	Washer, Flat, 0.40b 1.12d .12, Ss	11
6	1018237	(0205–)	Plate, Bottom, Hppr	1
7	222268	(0205–)	Washer, Flat, 0.38b 1.25d .12, Neo	2
8	1017218	(0205–)	Washer, Flat, 0.32b 1.00d .12, Ss	2
9	08713	(0205–)	Nut, Hex, Lock, M8 X 1.25, NI, Ss	2
10	1018236	(0205–)	Bracket, Lip, Hppr	1
11	09010	(0205–)	Screw, Hex, M8 X 1.25 X 25, Ss	4
12	01685	(0205–)	Washer, Flat, 0.31, Ss	4
13	1039155	(0205–)	Strap, Door, Dump	1
14	1018245	(0205–)	Seal, Door, Dump	1
15	08716	(0205–)	Screw, Hex, M6 X 1.0 X 20, Ss	9
16	01684	(0205–)	Washer, Flat, 0.25, Ss	14
17	1039149	(0205–)	Plate, Retainer, Door, Dump	1
18	1039157	(0205–)	Seal, Door, Dump	1
19	379791	(0205–)	Bolt, Carriage, M06 X 1.0 X 30	5
20	08712	(0205–)	Nut, Hex, Lock, M6 X 1.0, Ss, NI	9
21	1018253	(0205–)	Bracket, Cover	1
22	12317	(0205–)	Screw, Hex, M10 X 1.5 X 30, Ss	4
23	1038123	(0205–)	Bracket Wldt, Pivot, Hppr Door, Lh	1
24	1038134	(0205–)	Bracket Wldt, Pivot, Hppr, Rh	1
25	367313	(0205–)	Bushing, Flng, 1.00b 1.13d 0.50l	2
26	09291	(0205–)	Screw, Hex, M10 X 1.5 X 20, Ss	3
27	07259	(0205–)	Fitting, Grease, Str Pm04 .47l	2
28	1039124	(0205–)	Door Wldt, Hppr	1
29	1044993	(0205–)	Bracket, Cover, Hopper	1
30	08714	(0205–)	Nut, Hex, Lock, M10 X 1.5, NI, Ss	4

Fig. 54 – Cylindrical Scrub Brush Drive Group, Left Side

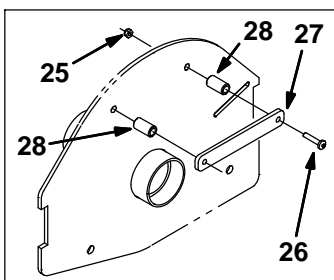
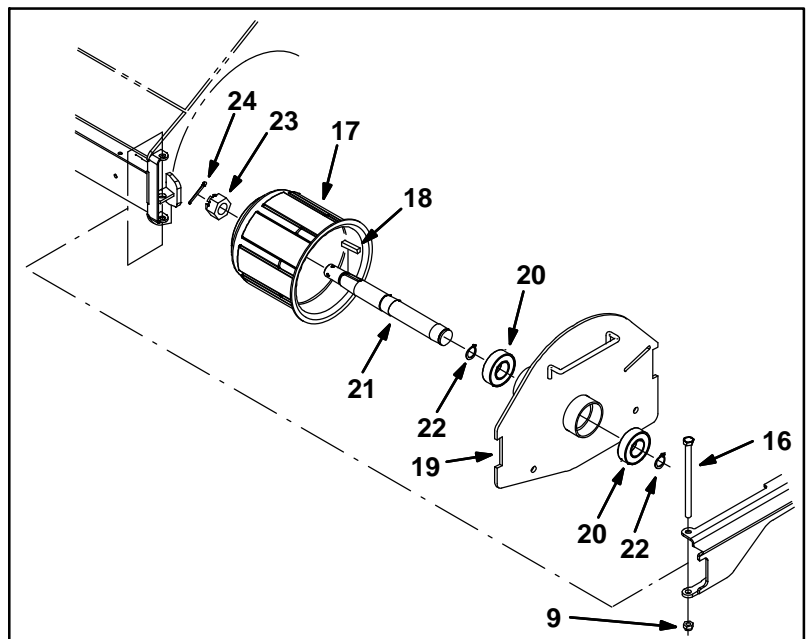
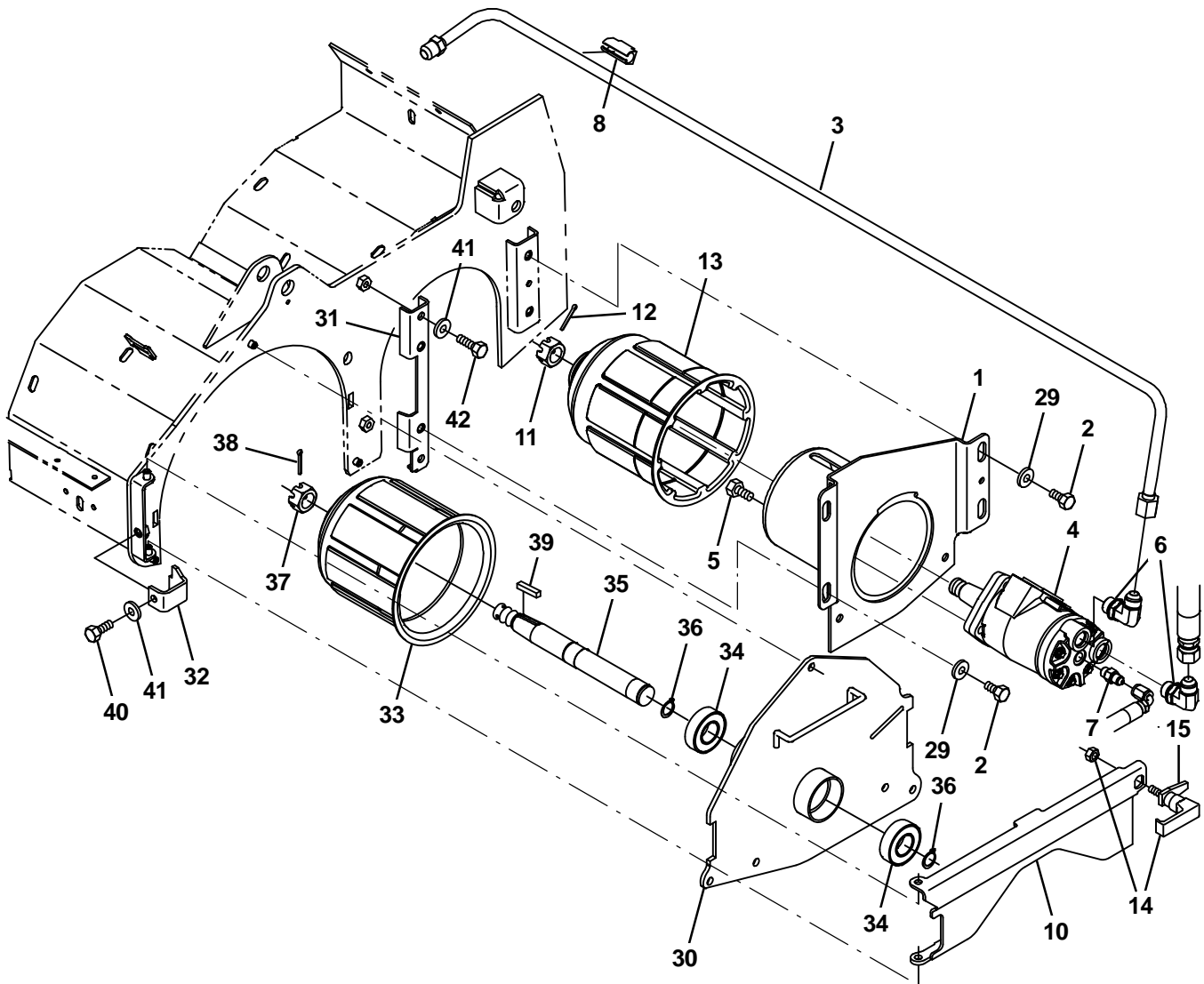


Fig. 54 – Cylindrical Scrub Brush Drive Group, Left Side

Ref.	Part No.	Serial Number	Description	Qty.	
1	1021019	(0000–) Housing Wldt, Brush, Drive	1	
2	15675	(0000–) Screw, Hex, M8 X 1.25 X 16, Ss	4	
3	1023617	(0000–) Tube, Hyd, 08 Jf08/Jm08	1	
4	71729	(0000–0447) Motor, Hyd, Gear, Int 04.5 Bi–Dir 1500 (See Breakdowns)	1	
4	1068811	(0448–) Motor, Hyd, Gear, Int 04.5 Bi–Dir 1500	1	
5	01762	(0000–) Screw, Hex, .38–16 X 0.75, NI	4	
6	44868	(0000–) Fitting, Hyd, E90, Jm08/Om08	2	
7	55586	(0000–) Fitting, Hyd, Str, Jm04/Om04	1	
8	1026080	(0000–) Clamp, Hyd, 0.50d	1	
9	08713	(0000–0439) Nut, Hex, Lock, M8 X 1.25, NI, Ss	1	
10	1029964	(0000–) Door Wldt, Brush	1	
11	12295	(0000–) Nut, Hex, Slt, M20 X 2.5, 8	1	
12	08175	(0000–) Pin, Cotter, .125 X 1.25	1	
13	87631	(0000–0447) Plug Wldt, Drive, Brush, Sweep	1	
13	1057643	(0448–) Plug Wldt, Drive, Brush, Sweep	1	
14	65695	(0000–) Latch	1	
15	1026352	(0000–) Pawl, Str	1	
16	70563	(0000–0439) Screw, Hex, M8 X 1.25 X 130, 8.8	1	
▽	9006398	(0000–0439) Idler Assy, Brush, Replmt [M20/T20, M30]	1	
▲	17	25686	(0000–0439) Plug Wldt, Drive, Brush	1
▲	18	00927	(0000–0439) Key, Sq, 0.25 X 0.25, 1.25l	1
▲	19	1038258	(0000–0439) Door Wldt, Brush, Idler	1
▲	20	13534	(0000–0439) Bearing, Ball, 0.98b 2.05d 0.59w	2
▲	21	56078	(0000–0439) Shaft, Brush, Idler	1
▲	22	09005	(0000–0439) Ring, Retaining, Ext, 1.00d, Basic	2
▲	23	12295	(0000–0439) Nut, Hex, Slt, M20 X 2.5, 8	1
▲	24	08175	(0000–0439) Pin, Cotter, .125 X 1.25	1
	25	09739	(0000–xxxx) Nut, Hex, Lock, M5 X 0.8, NI, Ss	2
	26	17185	(0000–xxxx) Screw, Pan, M5 X 0.8 X 40, Ss	2
	27	1032743	(0000–xxxx) Plate, Handle	1
	28	222496	(0000–xxxx) Sleeve, P/M, 0.31b 0.50d 0.9l [430ss]	2
	29	32491	(0000–) Washer, Flat, 0.31, Std	4
	30	1054857	(0440–) Door Wldt, Brush, Idler	1
	31	1054575	(0440–) Bracket, Sppt	1
	32	1054682	(0440–) Bracket, Retainer, Lh	1
	33	25686	(0440–) Plug Wldt, Drive, Brush	1
	34	13534	(0440–) Bearing, Ball, 0.98b 2.05d 0.59w	2
	35	56078	(0440–) Shaft, Brush, Idler	1
	36	09005	(0440–) Ring, Retaining, Ext, 1.00d, Basic	2
	37	12295	(0440–) Nut, Hex, Slt, M20 X 2.5, 8	1
	38	08175	(0440–) Pin, Cotter, .125 X 1.25	1
	39	00927	(0440–) Key, Sq, 0.25 X 0.25, 1.25l	1
	40	09740	(0440–) Screw, Hex, M8 X 1.25 X 20, Ss	1
	41	32491	(0440–) Washer, Flat, 0.31, Std	3
	42	09010	(0440–) Screw, Hex, M8 X 1.25 X 25, Ss	2

Fig. 55 – Cylindrical Scrub Brush Drive Group, Right Side

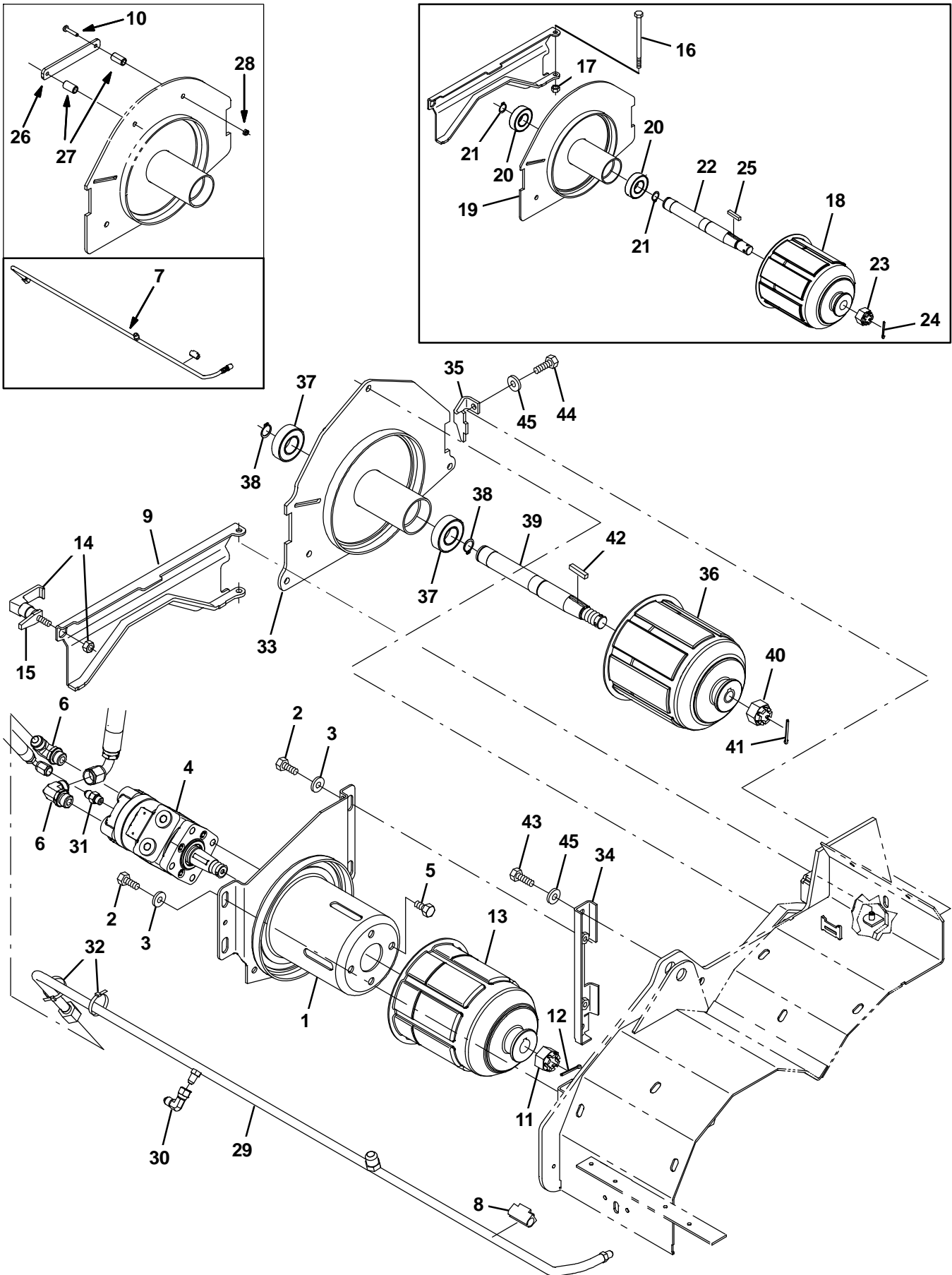


Fig. 55 – Cylindrical Scrub Brush Drive Group, Right Side

Ref.	Part No.	Serial Number	Description	Qty.	
1	1021019	(0000–) Housing Wldt, Brush, Drive	1	
2	15675	(0000–) Screw, Hex, M8 X 1.25 X 16, Ss	4	
3	32491	(0000–) Washer, Flat, 0.31, Std	4	
4	71729	(0000–0447) Motor, Hyd, Gear, Int 04.5 Bi–Dir 1500 (See Breakdowns)	1	
4	1068811	(0448–) Motor, Hyd, Gear, Int 04.5 Bi–Dir 1500	1	
5	01762	(0000–) Screw, Hex, .38–16 X 0.75, NI	4	
6	44868	(0000–) Fitting, Hyd, E90, Jm08/Om08	2	
7	9006386	(0000–0201) Tube Kit, Hyd, Case Drain [M20/T20]	1	
8	1026080	(0000–) Clamp, Hyd, 0.50d	1	
9	1029964	(0000–) Door Wldt, Brush	1	
10	17185	(0000–xxxx) Screw, Pan, M5 X 0.8 X 40, Ss	2	
11	12295	(0000–) Nut, Hex, Sstd, M20 X 2.5, 8	1	
12	08175	(0000–) Pin, Cotter, .125 X 1.25	1	
13	87631	(0000–0447) Plug Wldt, Drive, Brush, Sweep	1	
13	1057643	(0448–) Plug Wldt, Drive, Brush, Sweep	1	
14	65695	(0000–) Latch	1	
15	1026352	(0000–) Pawl, Str	1	
16	70563	(0000–0439) Screw, Hex, M8 X 1.25 X 130, 8.8	1	
17	08713	(0000–0439) Nut, Hex, Lock, M8 X 1.25, NI, Ss	1	
▽	9006398	(0000–0439) Idler Assy, Brush, Replmt [M20/T20, M30]	1	
▲	18	25686	(0000–0439) Plug Wldt, Drive, Brush	1
▲	19	1038258	(0000–0439) Door Wldt, Brush, Idler	1
▲	20	13534	(0000–0439) Bearing, Ball, 0.98b 2.05d 0.59w	2
▲	21	09005	(0000–0439) Ring, Retaining, Ext, 1.00d, Basic	2
▲	22	56078	(0000–0439) Shaft, Brush, Idler	1
▲	23	12295	(0000–0439) Nut, Hex, Sstd, M20 X 2.5, 8	1
▲	24	08175	(0000–0439) Pin, Cotter, .125 X 1.25	1
▲	25	00927	(0000–0439) Key, Sq, 0.25 X 0.25, 1.25l	1
	26	1032743	(0000–xxxx) Plate, Handle	1
	27	222496	(0000–xxxx) Sleeve, P/M, 0.31b 0.50d 0.9l [430ss]	2
	28	09739	(0000–xxxx) Nut, Hex, Lock, M5 X 0.8, NI, Ss	2
	29	1055139	(0202–) Tube, Hyd, Brush Return, W/ Cd [M20/T20]	1
	30	39210	(0202–) Fitting, Hyd, E90, Jf04/Jm04	1
	31	55586	(0202–) Fitting, Hyd, Str, Jm04/Om04	1
	32	49266	(0202–) Tie, Cable, Nyl, 07.3l .19w 1.8 Max D	2
	33	1054857	(0440–) Door Wldt, Brush, Idler	1
	34	1054575	(0440–) Bracket, Sppt	1
	35	1054610	(0440–) Bracket, Retainer, Rh	1
	36	25686	(0440–) Plug Wldt, Drive, Brush	1
	37	13534	(0440–) Bearing, Ball, 0.98b 2.05d 0.59w	2
	38	09005	(0440–) Ring, Retaining, Ext, 1.00d, Basic	2
	39	56078	(0440–) Shaft, Brush, Idler	1
	40	12295	(0440–) Nut, Hex, Sstd, M20 X 2.5, 8	1
	41	08175	(0440–) Pin, Cotter, .125 X 1.25	1
	42	00927	(0440–) Key, Sq, 0.25 X 0.25, 1.25l	1
	43	09010	(0440–) Screw, Hex, M8 X 1.25 X 25, Ss	2
	44	09740	(0440–) Screw, Hex, M8 X 1.25 X 20, Ss	1
	45	32491	(0440–) Washer, Flat, 0.31, Std	3

Fig. 56 – Cylindrical Scrub Brush Head Lift Group

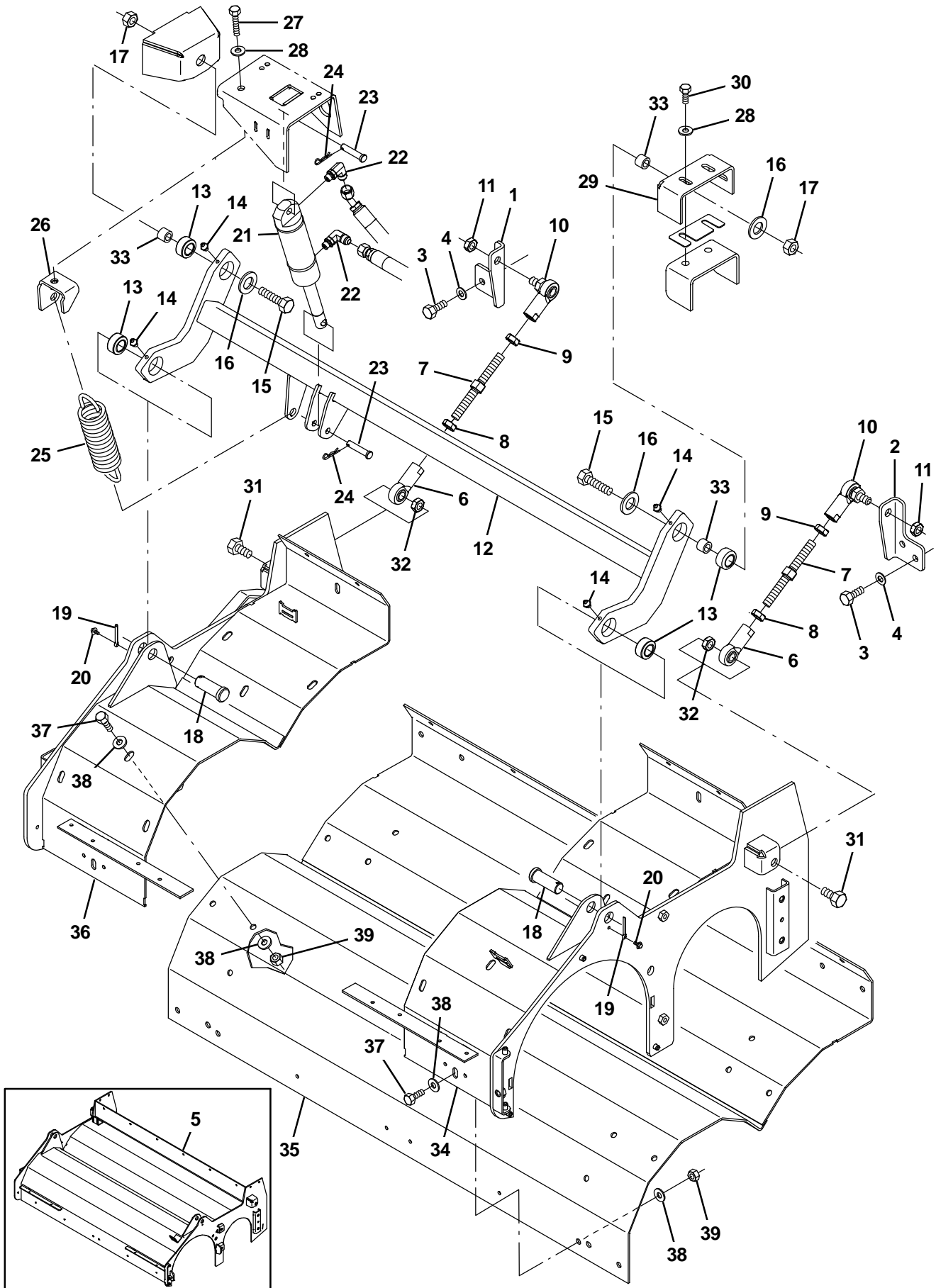


Fig. 56 – Cylindrical Scrub Brush Head Lift Group

Ref.	Part No.	Serial Number	Description	Qty.
1	1030910	(0000–) Bracket, Mtg, Scb Head, Rh	1
2	1030911	(0000–) Bracket, Mtg, Scb Head, Lh	1
3	09028	(0000–) Screw, Hex, M10 X 1.5 X 25, Ss	4
4	32485	(0000–) Washer, Flat, 0.38 Sae	4
5	9010849	(0000–0439) Scrub Kit, Conversion M20/T20/M30	1
6	67555	(0000–) Rod–End, .50–20rh Fem 0.50b	2
7	1014705	(0000–) Rod, Thrld, 2 End, .50–20 04.9l, Rh / Lh	2
8	48985	(0000–) Nut, Hex, Jam, .50–20	2
9	71369	(0000–) Nut, Hex, Jam, .50–20, Lh	2
10	382099	(0000–) Rod–End, .50–20lh Fem 0.50–20stud	2
11	51824	(0000–) Nut, Hex, Lock, .50–20, NI, Thin	2
12	1020003	(0000–) Tube Wldt, Torque	1
13	42120	(0000–) Bearing, Self Align, 0.75b 1.25d	4
14	07259	(0000–) Fitting, Grease, Str Pm04 .47l	4
15	06969	(0000–) Screw, Hex, M12 X 1.75 X 40, 8.8	2
16	41619	(0000–) Washer, Flat, 0.56b 1.38d .11, Ss	2
17	09741	(0000–) Nut, Hex, Lock, M12 X 1.75, NI, Ss	2
18	04733–12	(0000–) Pin, Clevis, 0.75d X 2.00l	2
19	08236	(0000–) Pin, Cotter, .156 X 1.25	2
20	223198	(0000–) Screw, Hex, M5 X 0.8 X 10, Fmg	2
21	1038137	(0000–) Cylinder, Hyd, 1.5b 07.8l 02.80strk 2500	1
22	77098	(0000–) Fitting, Hyd, E90, Jm06/Om04	2
23	17461	(0000–) Pin, Clevis, 0.37d X 1.75l	2
24	86866	(0000–) Pin, Cotter, Hair, 0.38d .072 Wir	2
25	1042686	(0000–) Spring, Extn, 2.00od 0.25wir 07.5l	1
26	1027810	(0000–) Bracket, Mtg, Spring	1
27	763090	(0000–) Screw, Hex, M8 X 1.25 X 60, Fl	1
28	32491	(0000–) Washer, Flat, 0.31, Std	4
29	1019146	(0000–) Bracket, Mtg, Lift, Scb Head	1
30	09740	(0000–) Screw, Hex, M8 X 1.25 X 20, Ss	3
31	39811	(0000–) Screw, Hex, .50–13 X 1.50, 5	2
32	36644	(0000–) Nut, Hex, Lock, .50–13, NI, Thin	2
33	1025100	(0000–) Sleeve, P/M, 0.47b 0.75d 0.5l [430ss]	3
34	1052342	(0440–) Bracket Wldt, Brush Wrap, Lh	1
35	1069562	(0440–) Plate Wldt, Wrap, Brush	1
36	1052124	(0440–) Bracket Wldt, Brush Wrap Mtg, Rh	1
37	09740	(0440–) Screw, Hex, M8 X 1.25 X 20, Ss	10
38	32491	(0440–) Washer, Flat, 0.31, Std	20
39	08713	(0440–) Nut, Hex, Lock, M8 X 1.25, NI, Ss	10

Fig. 57 – Cylindrical Brush Head Skirt Group

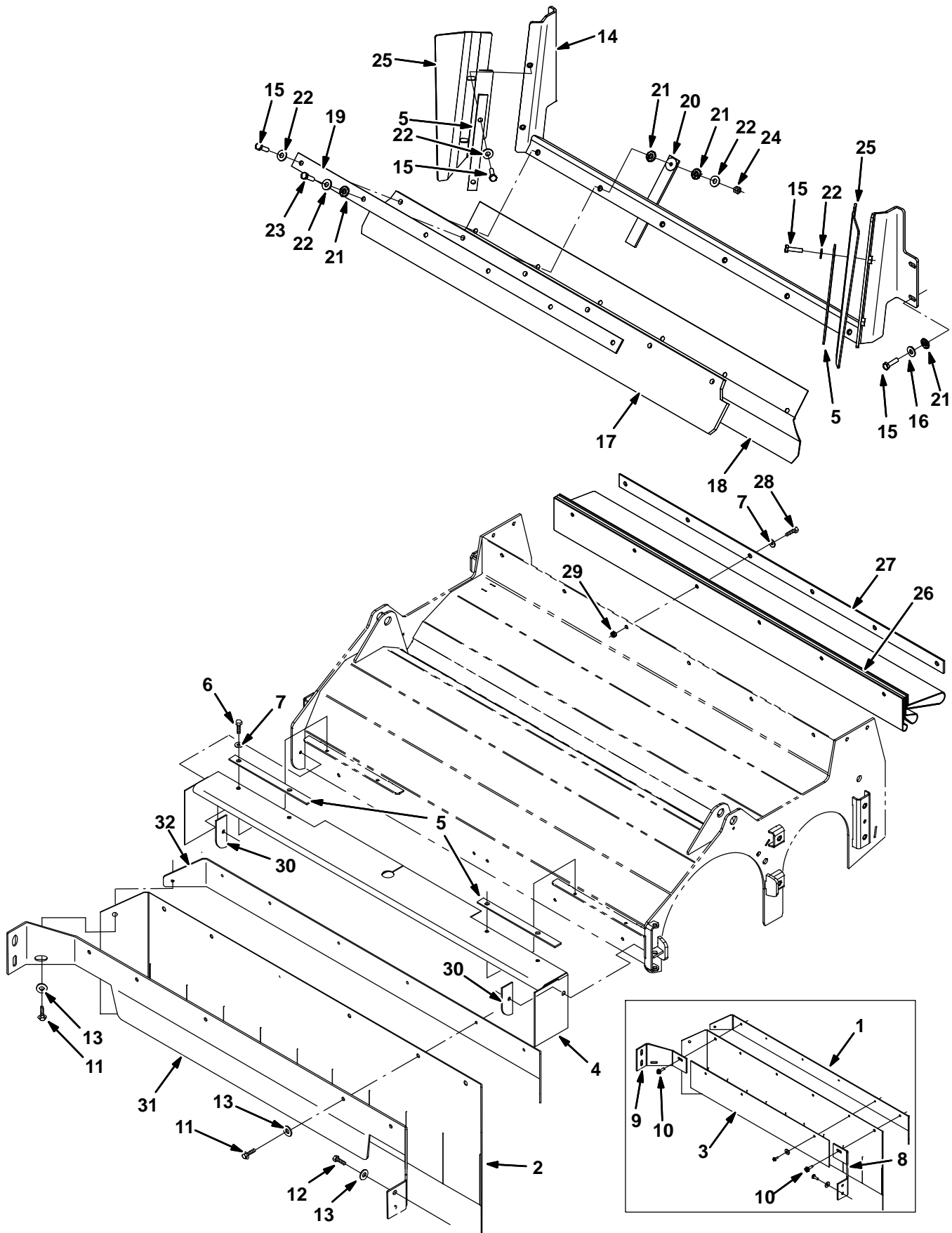


Fig. 57 – Cylindrical Brush Head Skirt Group

Ref.	Part No.	Serial Number	Description	Qty.
1	1020208	(0000-0035) Plate, Skirt, Front	1
2	1020166	(0000-) Skirt, Neo, .06, 12.00w 45.88l, 07 Hole	1
3	1020207	(0000-0035) Retainer, Skirt, Front	1
4	1022363	(0000-) Skirt, Neo, .06, 07.63w 51.52l, 11 Hole	1
5	1022003	(0000-) Retainer, Skirt	4
6	361339	(0000-) Screw, Hex, M6 X 1.0 X 16, Fmg	6
7	01684	(0000-) Washer, Flat, 0.25, Ss	12
8	1024570	(0000-0035) Bracket, Mtg, Skirt	1
9	1020163	(0000-0035) Bracket, Mtg, Skirt	1
10	76099	(0000-0035) Screw, Hex, M8 X 1.25 X 25, Fmg	4
11	361339	(0000-) Screw, Hex, M6 X 1.0 X 16, Fmg	7
12	09740	(0000-) Screw, Hex, M8 X 1.25 X 20, Ss	4
13	01685	(0000-) Washer, Flat, 0.31, Ss	11
14	1022179	(0000-) Bracket Wldt, Flap, Recirculation	1
15	09010	(0000-) Screw, Hex, M8 X 1.25 X 25, Ss	13
16	32491	(0000-) Washer, Flat, 0.31, Std	4
17	1022007	(0000-) Skirt, Rbr, .37, 04.50w 40.94l, 06 Hole	1
18	1022009	(0000-) Skirt, Neo, .06, 06.38w 40.86l, 06 Hole	1
19	1020828	(0000-) Strip, Flap, Recirculation	1
20	1028852	(0000-) Strap, Static, Afmkt	1
21	41141	(0000-) Washer, Lock, Int-Ext, 0.31	7
22	01685	(0000-) Washer, Flat, 0.31, Ss	11
23	33401	(0000-) Screw, Hex, M8 X 1.25 X 50, Ss, FI	1
24	08713	(0000-) Nut, Hex, Lock, M8 X 1.25, NI, Ss	1
25	1022165	(0000-) Skirt, Neo, .12, 05.39w 14.01l, 02 SI	2
26	1026108	(0000-) Skirt, Neo, .06, 26.99w 40.55l, 36 Hole	1
27	1020828	(0000-) Strip, Flap, Recirculation	1
28	07805	(0000-) Screw, Hex, M6 X 1.0 X 35, Ss	6
29	08712	(0000-) Nut, Hex, Lock, M6 X 1.0, Ss, NI	6
30	1022359	(0000-) Plate, Mtg, Skirt, Scb Head	2
31	1039396	(0036-) Bracket, Mtg, Skirt	1
32	1040018	(0036-) Plate, Skirt, Front	1

Fig. 58 – Squeegee Lift Group, Rear

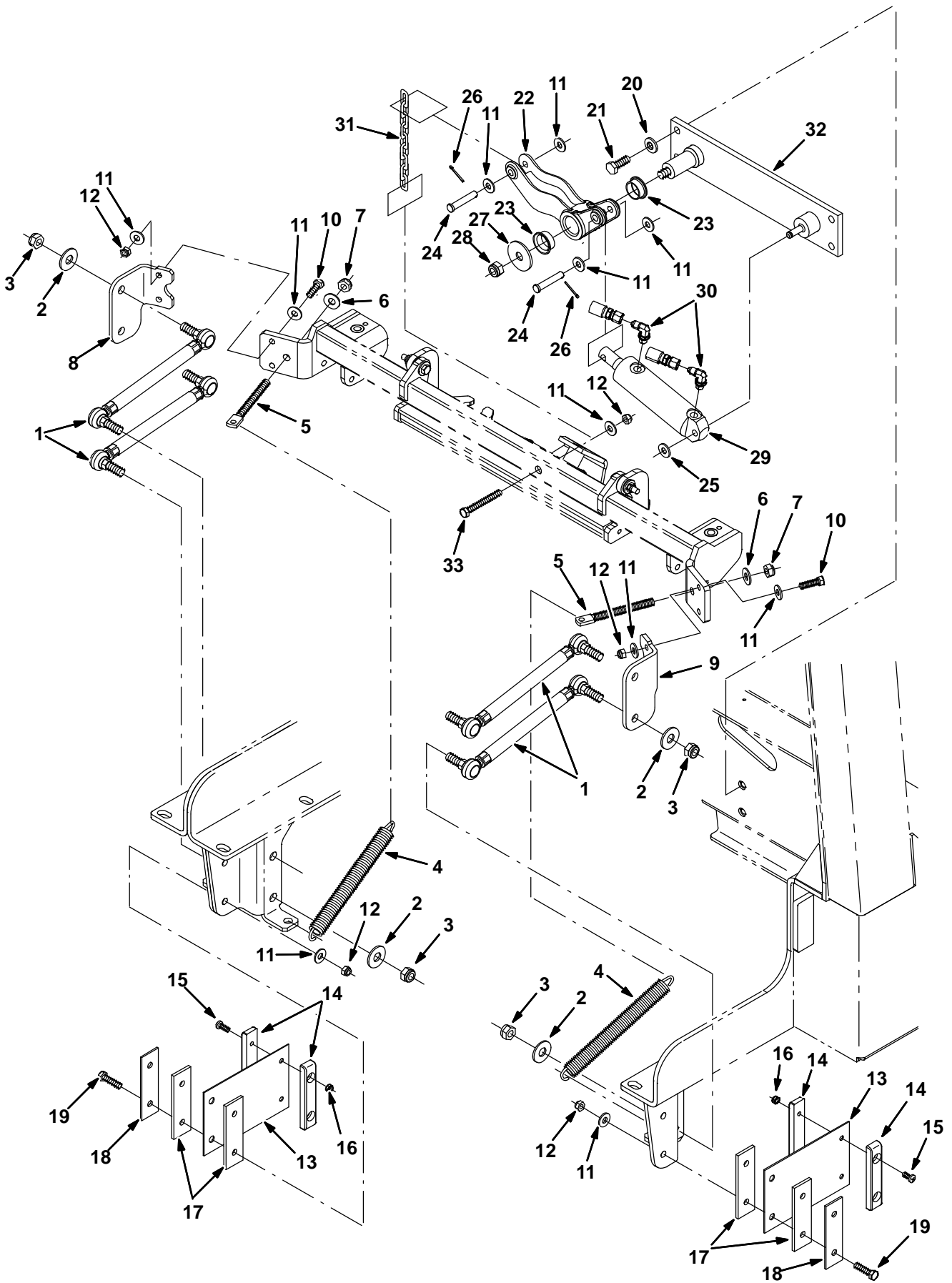


Fig. 58 – Squeegee Lift Group, Rear

Ref.	Part No.	Serial Number	Description	Qty.
1	1026007	(0000–) Link Assy, Rod–End, M12	4
2	41619	(0000–) Washer, Flat, 0.56b 1.38d .11, Ss	8
3	09741	(0000–) Nut, Hex, Lock, M12 X 1.75, NI, Ss	8
4	46785–1	(0000–) Spring, Extn, 0.88od X 0.14wir, 9.0l	2
5	1007220	(0000–) Bolt, Eye, M10 X 1.5 X 117mm, 8.0 Eye	2
6	01686	(0000–) Washer, Flat, 0.44b 1.00d .08, Ss	2
7	08714	(0000–) Nut, Hex, Lock, M10 X 1.5, NI, Ss	2
8	1022372	(0000–) Angle, Rh	1
9	1022442	(0000–) Angle, Lh	1
10	09010	(0000–) Screw, Hex, M8 X 1.25 X 25, Ss	4
11	01685	(0000–) Washer, Flat, 0.31, Ss	15
12	08713	(0000–) Nut, Hex, Lock, M8 X 1.25, NI, Ss	9
13	71204	(0000–) Spring, Flt, 0.08th, 4.50w X 07.0l	2
14	1024648	(0000–) Block, Centering	4
15	367770	(0000–) Screw, Pan, M6 X 1.0 X 16, Ss	4
16	08712	(0000–) Nut, Hex, Lock, M6 X 1.0, Ss, NI	4
17	1024641	(0000–) Spacer, Pad, Rbr	4
18	1024703	(0000–) Retainer, Spring	2
19	09023	(0000–) Screw, Hex, M8 X 1.25 X 35, Ss, Fl	4
20	41187	(0000–) Washer, Flat, Belleville, .38	4
21	12317	(0000–) Screw, Hex, M10 X 1.5 X 30, Ss	4
22	1025680	(0000–) Bellcrank, Lift, Sqge	1
23	367313	(0000–) Bushing, Flng, 1.00b 1.13d 0.50l	2
24	29584	(0000–) Pin, Clevis, 0.37d X 2.00l	2
25	23524–1	(0000–) Ring, Retaining, Ext, 0.38d, [Selflock]	1
26	08179	(0000–) Pin, Cotter, .094 X 1.00	2
27	04414	(0000–) Washer, Flat, 0.53b 1.88d .12, Stl, Pl	1
28	09741	(0000–) Nut, Hex, Lock, M12 X 1.75, NI, Ss	1
29	1038137	(0000–) Cylinder, Hyd, 1.5b 07.8l 02.80strk 2500	1
30	77097	(0000–) Fitting, Hyd, E90, Jm04/Om04	2
31	1023779	(0000–) Chain, Str, 4/0, 08 Link	1
32	1021609	(0000–) Plate Wldt, Lift, Sqge	1
33	06957	(0041–) Screw, Hex, M8 X 1.25 X 60, 8.8	1

Fig. 59 – Squeegee Group, Rear

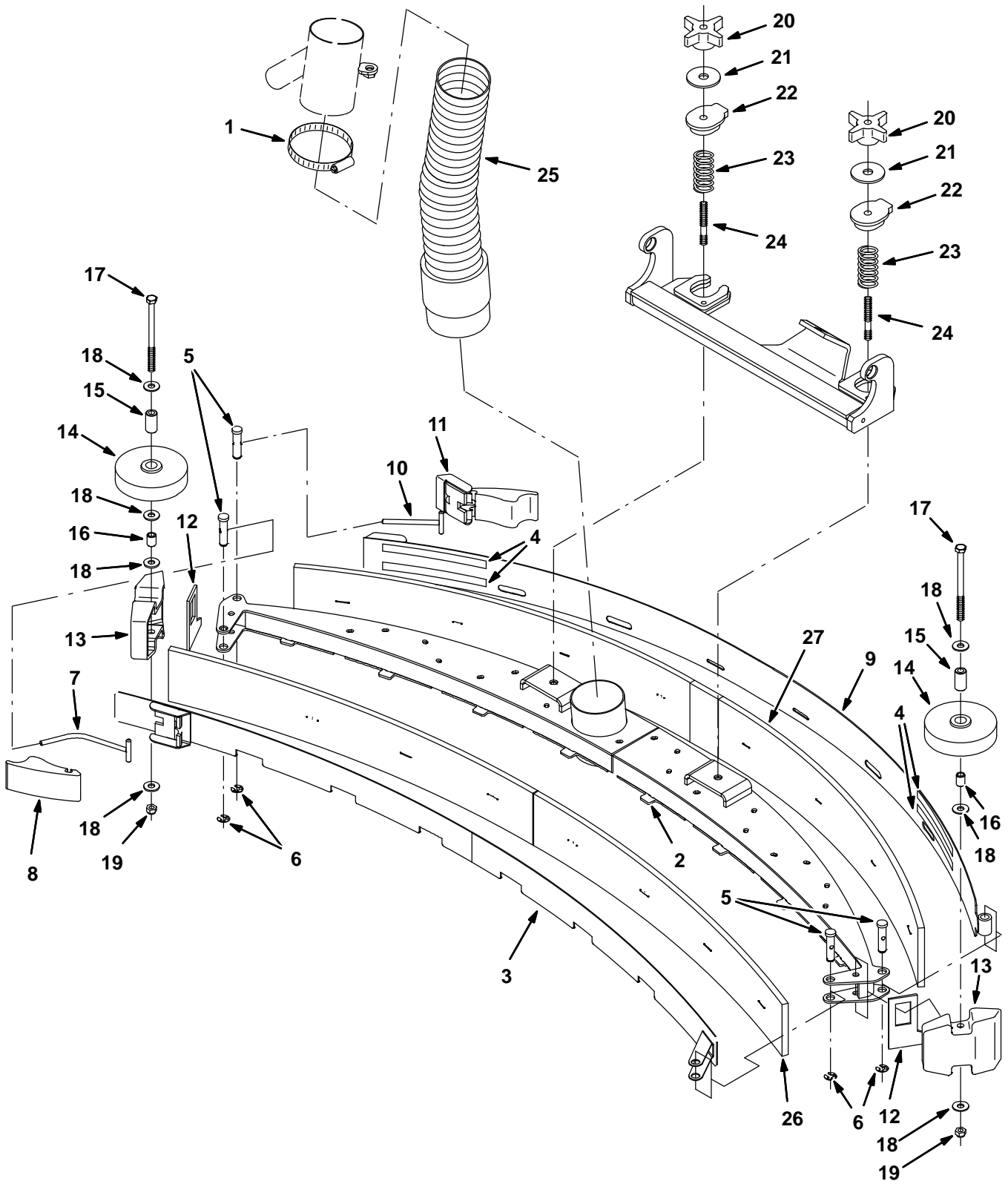


Fig. 59 – Squeegee Group, Rear

Ref.	Part No.	Serial Number	Description	Qty.
	1	43555	(0000-) Clamp, Hose, Wormdrive, 2.50-3.50d, .50w	1
▽	9004493	(0000-)	Squeegee Kit, Rear, Replmt [M20/T20]	1
▲	2	1022831	(0000-) Squeegee Wldt, Rear	1
▲	3	1023239	(0000-) Clamp Wldt, Front	1
▲	4	03495	(0000-) Strip, Non-Slip, 0.50w 06.0l	4
▲	5	21603	(0000-) Pin, Grvd, 0.43d 01.8l [303ss]	4
▲	6	24555	(0000-) Ring, Retaining, Ext, 0.38d, [E-Ring]	4
▲	7	386298	(0000-) Pin Wldt, Front	1
▲	8	21601	(0000-) Cam	1
▲	9	1028374	(0000-) Clamp Wldt, Rear	1
▲	10	21606	(0000-) Bar Wldt, Retainer, Sqge, Rear	1
▲	11	21602	(0000-) Cam, Rear	1
▲	12	83874	(0000-) Gasket, Sqge	2
▲	13	386264	(0000-) Bumper, Sqge	2
▲	14	363162	(0000-) Wheel, 4.0d 0.89w 0.64b	2
▲	15	363301	(0000-) Sleeve, P/M, 0.34b 0.63d 1.2l, Bnz	2
▲	16	80395	(0000-) Sleeve, P/M, 0.31b 0.50d 0.7l [430ss]	2
▲	17	364441	(0000-) Screw, Hex, M8 X 1.25 X 110, Ss	2
▲	18	01685	(0000-) Washer, Flat, 0.31, Ss	10
▲	19	08713	(0000-) Nut, Hex, Lock, M8 X 1.25, NI, Ss	2
	20	370100	(0000-) Knob, Star, 2.80d 4ear 1.1l .31-18 Pyp	2
	21	04414	(0000-) Washer, Flat, 0.53b 1.88d .12, Stl, PI	2
	22	387433	(0000-) Ring, Mtg, Sqge, .50l	2
	23	387500	(0000-) Spring, Cmpr, 0.9od .042wir 02.0l	2
	24	387237	(0000-) Stud, .31-18 2.75l M8 X 1.25, Ss	2
	25	1021511	(0000-) Hose, Vacuum, 19.0l	1
	26	1017868	(0000-) Blade, Sqge, Front, 49.58l Linatex	1
	26	1027719	(0000-) Blade, Sqge, Front, 49.58l Ure (Option)	1
	27	1031331	(0000-) Blade, Sqge, Rear, Linatex	1
	27	1031945	(0000-) Blade, Sqge, Rear, 53.78l Ure (Option)	1

Fig. 60 – Squeegee Linkage Group, Rear

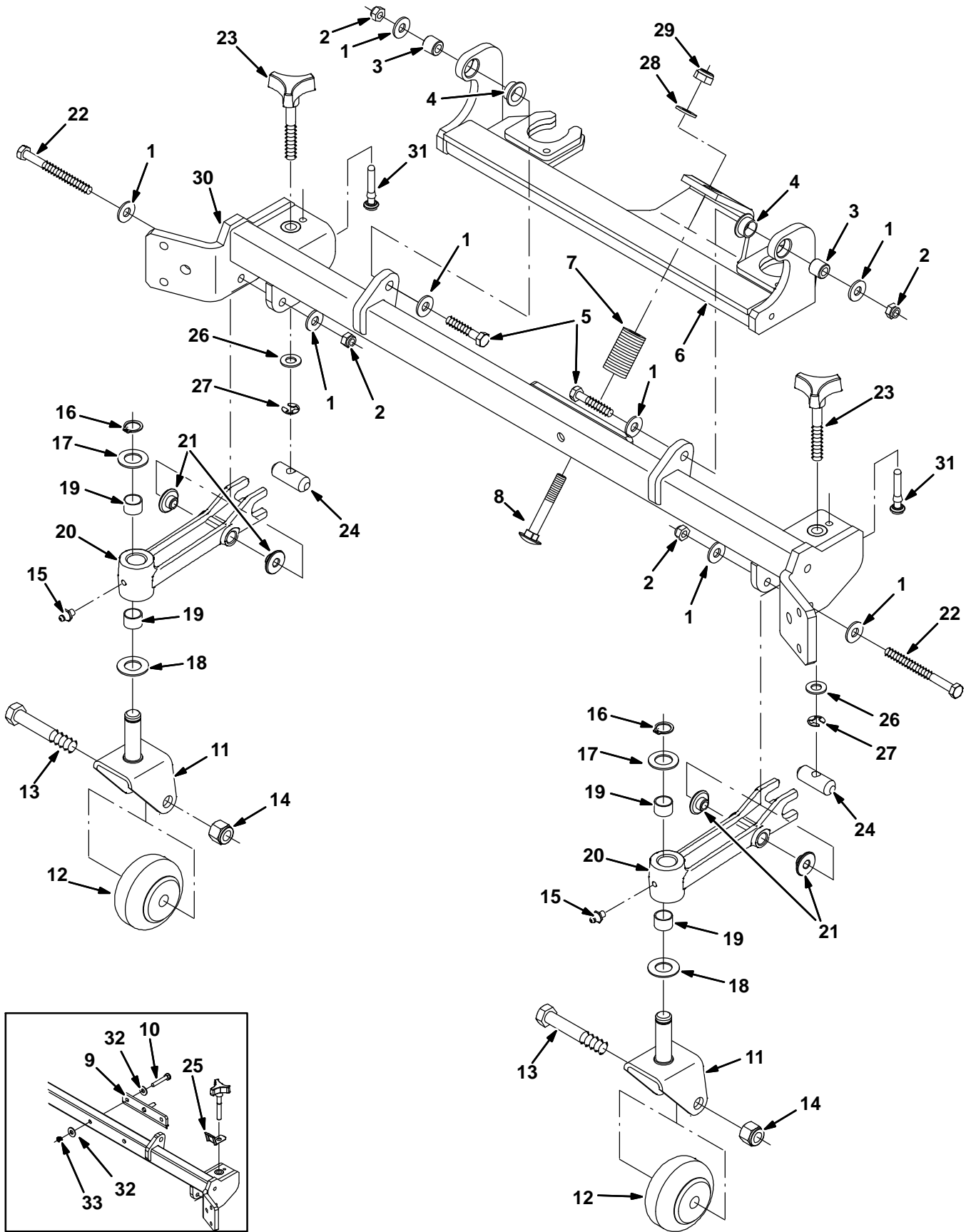


Fig. 60 – Squeegee Linkage Group, Rear

Ref.	Part No.	Serial Number	Description	Qty.
1	01685	(0000–) Washer, Flat, 0.31, Ss	6
2	08713	(0000–) Nut, Hex, Lock, M8 X 1.25, NI, Ss	4
3	80409	(0000–) Sleeve, P/M, 0.34b 0.63d 0.6l, Bnz	2
4	25735	(0000–) Bushing, Flng, 0.63b 0.75d 0.38l	2
5	222505	(0000–) Screw, Hex, M8 X 1.25 X 45, Ss	2
6	1023476	(0000–) Bracket Wldt, Mtg, Sqge	1
7	65180	(0000–) Spring, Dsl, 1.00od 0.50id 1.7l	1
8	1025601	(0000–) Bolt, Carriage, M10 X 1.5 X 70	1
9	1034147	(0000–xxxx) Pin Wldt, Lift (Replaced by 9003478)	1
10	222505	(0000–xxxx) Screw, Hex, M8 X 1.25 X 45, Ss	2
11	1021404	(0000–) Bracket Wldt, Mtg, Caster	2
12	20833	(0000–) Wheel, 3.0d 1.38w 0.50b	2
13	81952	(0000–) Screw, Hex, .50–13 X 3.00, Ss18–8	2
14	02931	(0000–) Nut, Hex, Lock, .50–13, NI, Ss	2
15	07259	(0000–) Fitting, Grease, Str Pm04 .47l	2
16	33373	(0000–) Ring, Retaining, Ext, 0.62d, Hd	2
17	63468	(0000–) Washer, Flat, 0.69b 1.19d .06, Stl, Pl	2
18	64425	(0000–) Washer, Thrust, 0.61b 1.25d .06, Fgl	2
19	07449	(0000–) Bushing, Sleeve, 0.62b 0.72d 0.50l, Fgl	4
20	1025460	(0000–) Caster, Pivot	2
21	80950	(0000–) Bushing, Flng, 0.32b 0.50d 0.24l, Bnz	4
22	39281	(0000–) Screw, Hex, M8 X 1.25 X 90, 8.8	2
23	1021546	(0000–) Knob Assy, Star, 1.12d 3ear M10	2
24	1021497	(0000–) Pin, 0.63d 01.8l, 1/M10h, 2cham	2
25	1022545	(0000–0040) Spring, Keeper	2
26	32485	(0000–) Washer, Flat, 0.38 Sae	2
27	24555	(0000–) Ring, Retaining, Ext, 0.38d, [E–Ring]	2
28	1014563	(0000–) Washer, Flat, 0.40b 1.12d .12, Ss	1
29	08714	(0000–) Nut, Hex, Lock, M10 X 1.5, NI, Ss	1
30	1034149	(0000–) Crossmember Wldt [M20]	1
31	1035727	(0041–) Stop, Rotation	2
32	01685	(0000–xxxx) Washer, Flat, 0.31, Ss	4
33	08713	(0000–xxxx) Nut, Hex, Lock, M8 X 1.25, NI, Ss	2

Fig. 61 – Squeegee Group, Right Side

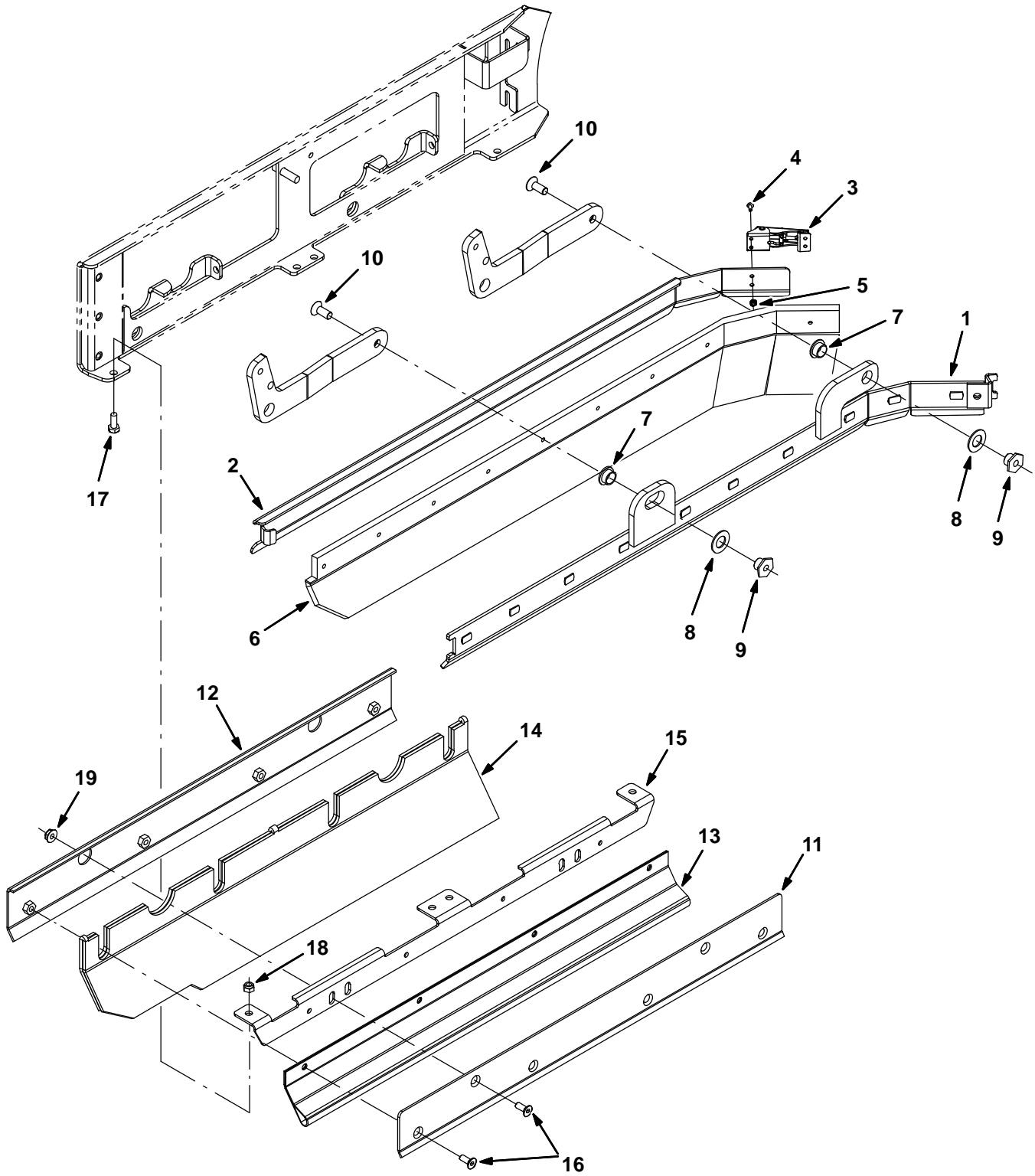


Fig. 61 - Squeegee Group, Right Side

Ref.	Part No.	Serial Number	Description	Qty.
1	1029132	(0000-) Frame Wldt, Sqge, Rh	1
2	1029128	(0000-) Retainer, Sqge, Side, Rh	1
3	384418	(0000-) Latch, Door [Southco 91-562-07]	1
4	49697	(0000-) Screw, Pan, M4 X 0.7 X 10, Ss	2
5	33932	(0000-) Nut, Hex, Lock, M4 X 0.7, NI, Ss	2
6	1031011	(0000-) Blade, Sqge, .38 3.55w 038.3l, Linatex	1
6	1031823	(0000-) Blade, Sqge, .38 3.55w 038.3l, Ure (Option)	1
7	25735	(0000-) Bushing, Flng, 0.63b 0.75d 0.38l	2
8	64425	(0000-) Washer, Thrust, 0.61b 1.25d .06, Fgl	2
9	1070222	(0000-) Nut, T, M10 X 1.50 X 15.8od X 13.5l	2
10	09081	(0000-) Screw, Flt, M10 X 1.5 X 25, 10.9	2
11	1024584	(0000-) Bracket, Mtg, Skirt, Brush Door	1
12	1024651	(0000-) Bracket, Mtg, Skirt, Door	1
13	1024586	(0000-) Skirt, Neo, .06, 06.85w 27.95l, 08 Hole	1
14	1019295	(0000-) Skirt, Neo, .18, 10.37w 27.95l, 12 H&S	1
15	1025151	(0000-) Bracket, Mtg, Skirt, Door, Brush	1
16	222463	(0000-) Screw, Flt, M8 X 1.25 X 20, Blk	6
17	393135	(0000-) Screw, Btn, M8 X 1.25 X 20, Blk	4
18	08713	(0000-) Nut, Hex, Lock, M8 X 1.25, NI, Ss	4
19	07791	(0000-) Nut, Hex, Flng, M8 X 1.25	2

Fig. 62 – Squeegee Lift Group, Right Side

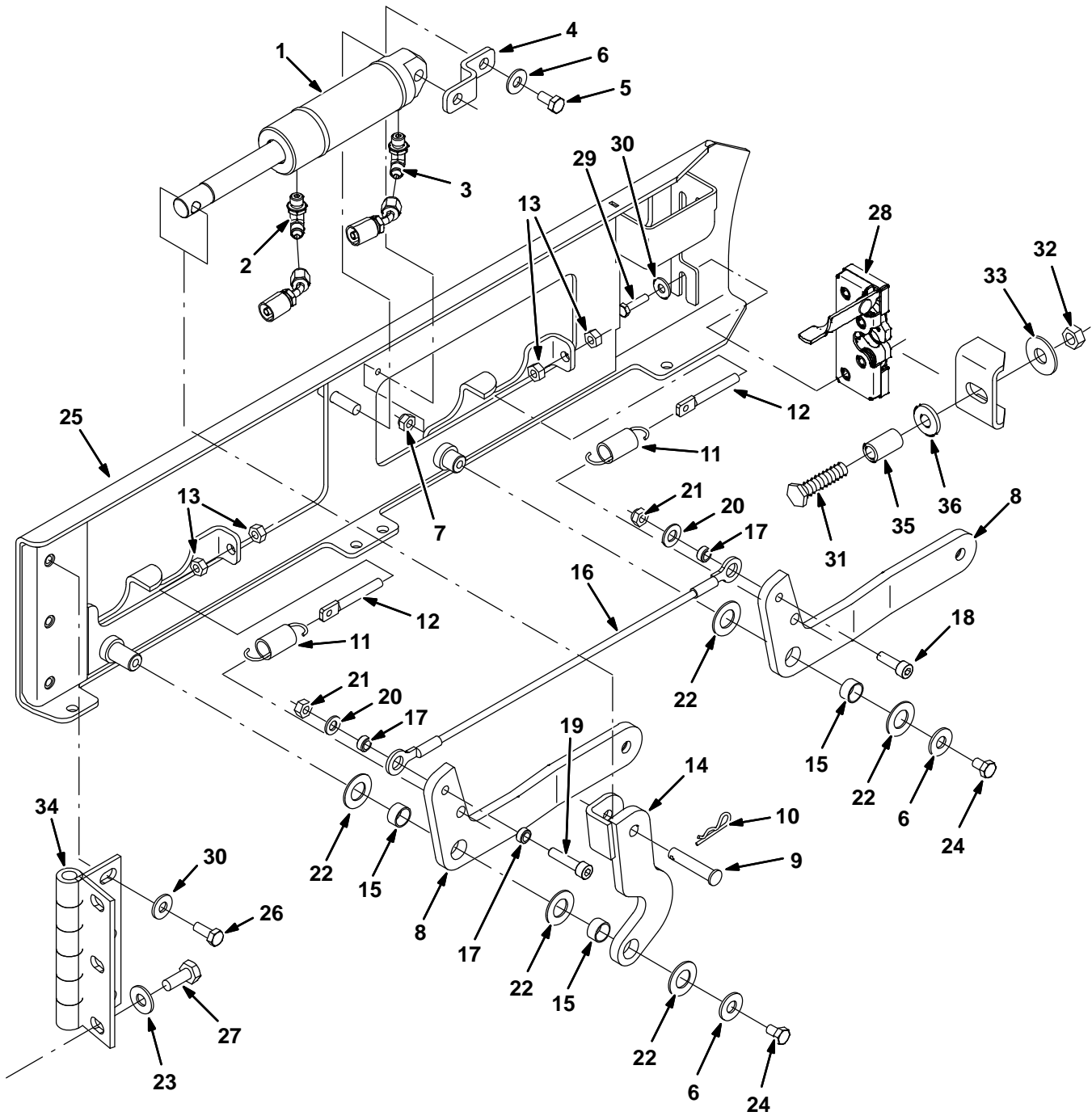


Fig. 62 – Squeegee Lift Group, Right Side

Ref.	Part No.	Serial Number	Description	Qty.
1	1038137	(0000–) Cylinder, Hyd, 1.5b 07.8l 02.80strk 2500	1
2	77097	(0000–) Fitting, Hyd, E90, Jm04/Om04	1
3	1028635	(0000–) Fitting, Hyd, Rst, Spcl	1
4	1022825	(0000–) Bracket, Mtg, Cyl	1
5	08716	(0000–) Screw, Hex, M6 X 1.00 X 20, Ss	1
6	01685	(0000–) Washer, Flat, 0.31, Ss	3
7	08713	(0000–) Nut, Hex, Lock, M8 X 1.25, NI, Ss	1
8	1020548	(0000–) Arm, Sqge, Side, Rh	2
9	17461	(0000–) Pin, Clevis, 0.37D X 1.75L	1
10	08182	(0000–) Pin, Cotter, .125 X 1.00	1
11	87816	(0000–) Spring, Extn, 0.75od X 0.09wir, 2.5l	2
12	386088	(0000–) Bolt, Eye, M08 X 1.25 X 070mm, 05.50 Eye	2
13	07786	(0000–) Nut, Hex, Std, M8 X 1.25, Ss	4
14	1023306	(0000–) Arm Wldt, Sqge, Lift, Rh	1
15	71607	(0000–) Bushing, Sleeve, 0.63b 0.72d 0.38l	3
16	81784	(0000–) Cable, Glv .13d 015.8l .50eye /.50eye	1
17	360801	(0000–) Sleeve, 0.31b 0.50d 0.3l, Ss	3
18	39308	(0000–) Screw, Soc, M8 X 1.25 X 25, 12.9	1
19	41445	(0000–) Screw, Soc, M8 X 1.25 X 35, 12.9	1
20	39349	(0000–) Washer, Flat, 0.31 Sae	2
21	08709	(0000–) Nut, Hex, Lock, M8 X 1.25, NI	2
22	64425	(0000–) Washer, Thrust, 0.61b 1.25d .06, Fgl	5
23	41187	(0000–) Washer, Flat, Belleville, .38	3
24	09740	(0000–) Screw, Hex, M8 X 1.25 X 20, Ss	2
25	1019031	(0000–) Door Wldt, Brush, Rh	1
26	09028	(0000–) Screw, Hex, M10 X 1.5 X 25, Ss	3
27	09740	(0000–) Screw, Hex, M8 X 1.25 X 20, Ss	3
28	59194	(0000–) Latch, Hook	1
29	09007	(0000–) Screw, Hex, M6 X 1.0 X 25, Ss	2
30	41185	(0000–) Washer, Flat, Belleville, .25	5
31	379870	(0000–) Screw, Hex, M12 X 1.75 X 55, Ss	1
32	07788	(0000–) Nut, Hex, Std, M12 X 1.75, Ss	1
33	41619	(0000–) Washer, Flat, 0.56b 1.38d .11, Ss	1
34	1024576	(0000–) Hinge, .50pin .19 4.0w 06.0l 3/0.44sl	1
35	36328	(0000–) Washer, Flat, Belleville, .50	1
36	1039348	(0000–) Sleeve, 0.49b 0.68d 1.2l [304ss]	1

Fig. 63 – Squeegee Group, Left Side

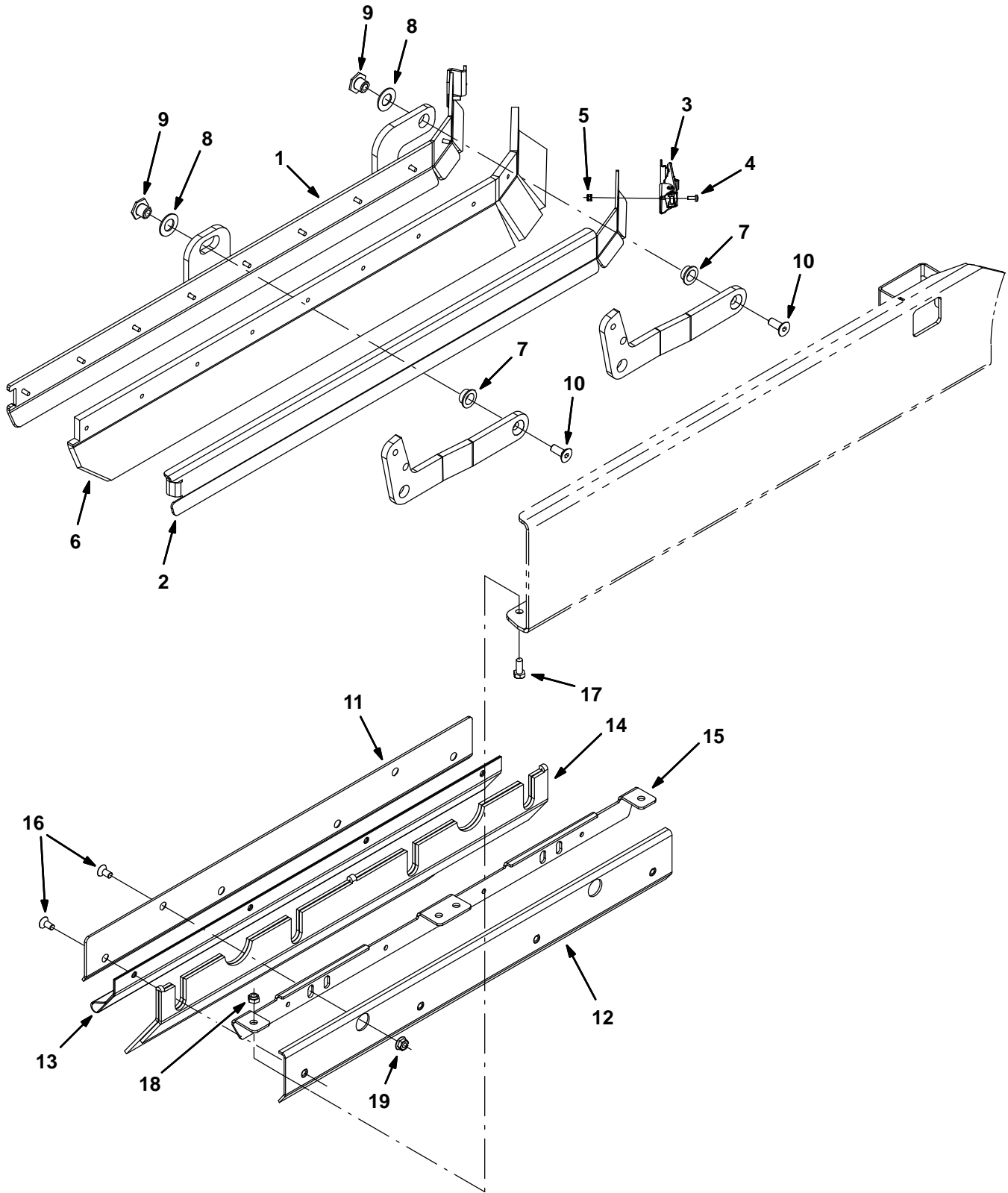


Fig. 63 – Squeegee Group, Left Side

Ref.	Part No.	Serial Number	Description	Qty.
1	1028972	(0000–) Frame Wldt, Sqge, Lh	1
2	1028979	(0000–) Retainer, Sqge, Side, Lh	1
3	384418	(0000–) Latch, Door [Southco 91–562–07]	1
4	49697	(0000–) Screw, Pan, M4 X 0.7 X 10, Ss	2
5	33932	(0000–) Nut, Hex, Lock, M4 X 0.7, NI, Ss	2
6	1031011	(0000–) Blade, Sqge, .38 3.55w 038.3l, Linatex	1
6	1031823	(0000–) Blade, Sqge, .38 3.55w 038.3l, Ure (Option)	1
7	25735	(0000–) Bushing, Flng, 0.63b 0.75d 0.38l	2
8	64425	(0000–) Washer, Thrust, 0.61b 1.25d .06, Fgl	2
9	1070222	(0000–) Nut, T, M10 X 1.50 X 15.8od X 13.5l	2
10	09081	(0000–) Screw, Flt, M10 X 1.5 X 25, 10.9	2
11	1024584	(0000–) Bracket, Mtg, Skirt, Brush Door	1
12	1024651	(0000–) Bracket, Mtg, Skirt, Door	1
13	1024586	(0000–) Skirt, Neo, .06, 06.85w 27.95l, 08 Hole	1
14	1019295	(0000–) Skirt, Neo, .18, 10.37w 27.95l, 12 H&S	1
15	1025151	(0000–) Bracket, Mtg, Skirt, Door, Brush	1
16	222463	(0000–) Screw, Flt, M8 X 1.25 X 20, Blk	6
17	393135	(0000–) Screw, Btn, M8 X 1.25 X 20, Blk	4
18	08713	(0000–) Nut, Hex, Lock, M8 X 1.25, NI, Ss	4
19	07791	(0000–) Nut, Hex, Flng, M8 X 1.25	2

Fig. 64 – Squeegee Lift Group, Left Side

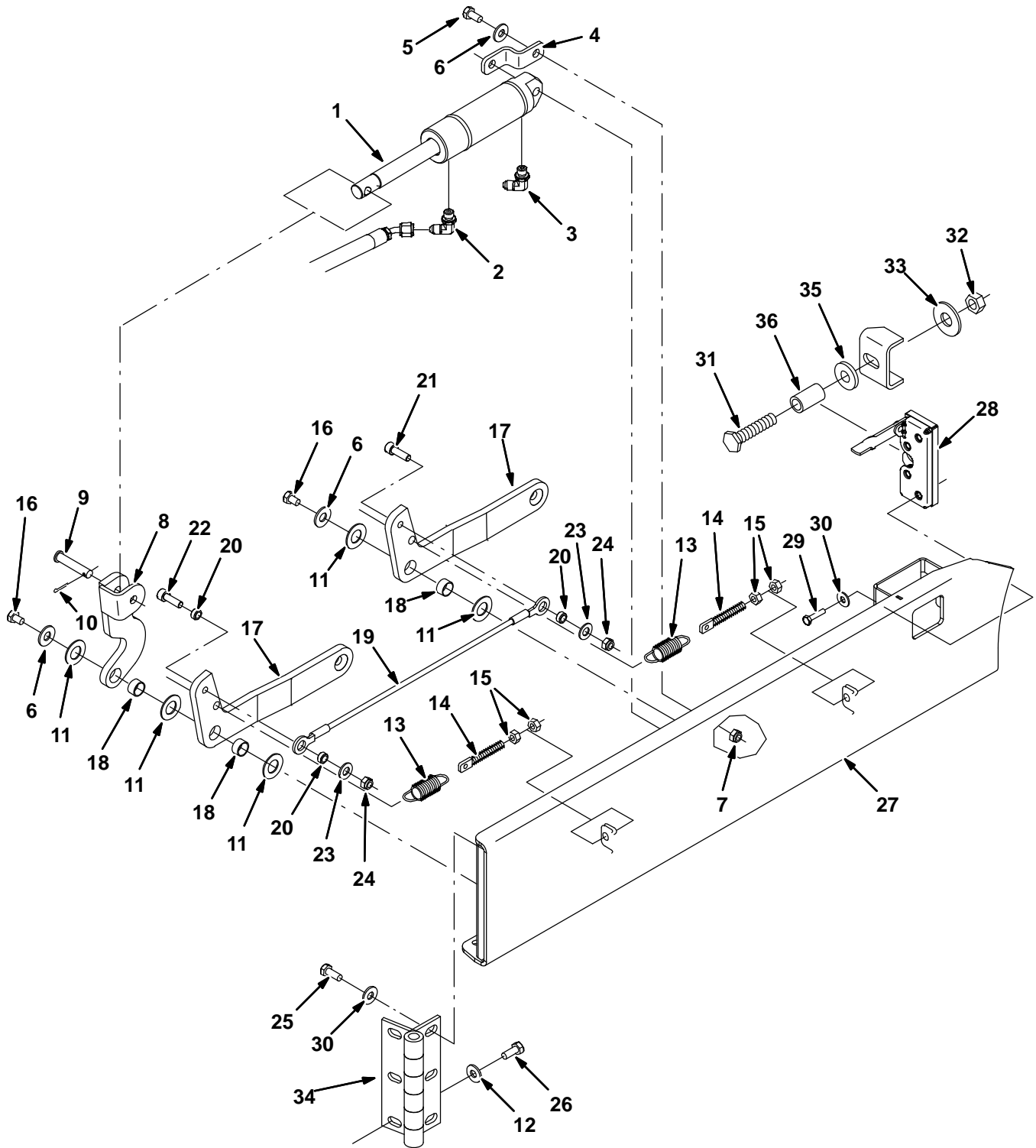


Fig. 64 – Squeegee Lift Group, Left Side

Ref.	Part No.	Serial Number	Description	Qty.
1	1038137	(0000–) Cylinder, Hyd, 1.5b 07.8l 02.80strk 2500	1
2	77097	(0000–) Fitting, Hyd, E90, Jm04/Om04	1
3	1028635	(0000–) Fitting, Hyd, Rst, Spcl	1
4	1022825	(0000–) Bracket, Mtg, Cyl	1
5	08716	(0000–) Screw, Hex, M6 X 1.00 X 20, Ss	1
6	01685	(0000–) Washer, Flat, 0.31, Ss	3
7	08713	(0000–) Nut, Hex, Lock, M8 X 1.25, NI, Ss	1
8	1022978	(0000–) Arm Wldt, Lift, Sqge, Lh	1
9	17461	(0000–) Pin, Clevis, 0.37D X 1.75L	1
10	08182	(0000–) Pin, Cotter, .125 X 1.00	1
11	64425	(0000–) Washer, Thrust, 0.61b 1.25d .06, Fgl	5
12	41187	(0000–) Washer, Flat, Belleville, .38	3
13	87816	(0000–) Spring, Extn, 0.75od X 0.09wir, 2.5l	2
14	386088	(0000–) Bolt, Eye, M08 X 1.25 X 070mm, 05.50 Eye	2
15	07786	(0000–) Nut, Hex, Std, M8 X 1.25, Ss	4
16	09740	(0000–) Screw, Hex, M8 X 1.25 X 20, Ss	2
17	1023307	(0000–) Arm, Sqge, Side, Lh	2
18	71607	(0000–) Bushing, Sleeve, 0.63b 0.72d 0.38l	3
19	81784	(0000–) Cable, Glv .13d 015.8l .50eye /.50eye	1
20	360801	(0000–) Sleeve, 0.31b 0.50d 0.3l, Ss	3
21	39308	(0000–) Screw, Soc, M8 X 1.25 X 25, 12.9	1
22	41445	(0000–) Screw, Soc, M8 X 1.25 X 35, 12.9	1
23	39349	(0000–) Washer, Flat, 0.31 Sae	2
24	08709	(0000–) Nut, Hex, Lock, M8 X 1.25, NI	2
25	09028	(0000–) Screw, Hex, M10 X 1.5 X 25, Ss	3
26	09740	(0000–) Screw, Hex, M8 X 1.25 X 20, Ss	6
27	1023314	(0000–) Door Wldt, Brush, Lh	1
28	59195	(0000–) Latch, Hook	1
29	09007	(0000–) Screw, Hex, M6 X 1.0 X 25, Ss	2
30	41185	(0000–) Washer, Flat, Belleville, .25	5
31	379870	(0000–) Screw, Hex, M12 X 1.75 X 55, Ss	1
32	07788	(0000–) Nut, Hex, Std, M12 X 1.75, Ss	1
33	41619	(0000–) Washer, Flat, 0.56b 1.38d .11, Ss	1
34	1024576	(0000–) Hinge, .50pin .19 4.0w 06.0l 3/0.44sl	1
35	36328	(0000–) Washer, Flat, Belleville, .50	1
36	1039348	(0000–) Sleeve, 0.49b 0.68d 1.2l [304ss]	1

Fig. 65 – Solution Tank Group

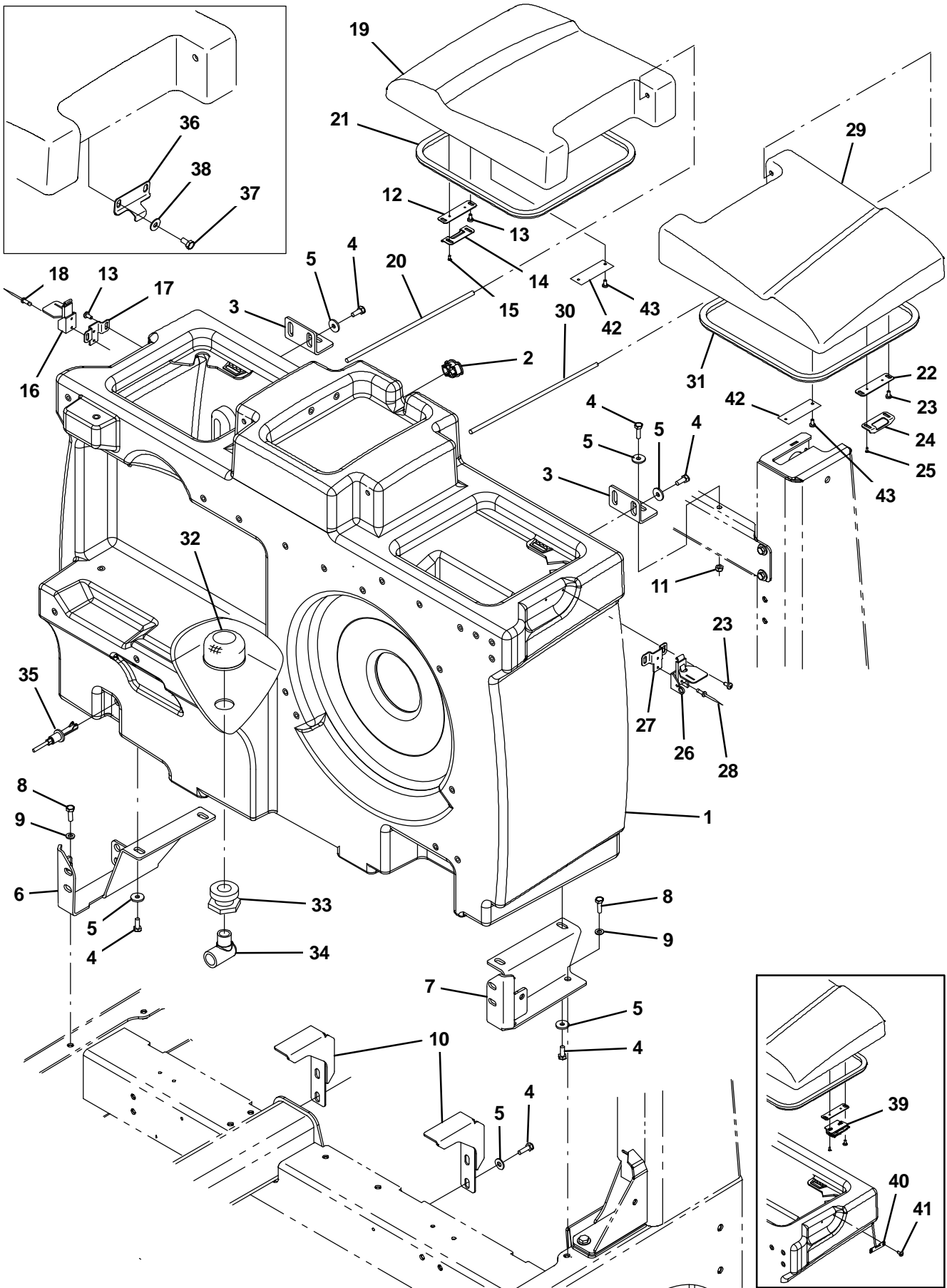


Fig. 65 – Solution Tank Group

Ref.	Part No.	Serial Number	Description	Qty.
1	1027381	(xxxx–) Tank, Soltn, W/ Label [M20]	1
1	9004117	(0000–xxxx) Tank Kit, Soltn, W/ Bracket, Replmt	1
2	390994	(0000–) Plug, Hole, Soltn Tank, Blk Pyu	1
3	1020209	(0000–) Angle, Sppt, Tank, Rear	2
4	09740	(0000–) Screw, Hex, M8 X 1.25 X 20, Ss	12
5	1017218	(0000–) Washer, Flat, 0.32b 1.00d .12, Ss	12
6	1040306	(0000–) Bracket Wldt, Tank, Soltn, Rh	1
7	1024591	(0000–) Bracket, Tank, Soltn, Lh	1
8	09010	(0000–) Screw, Hex, M8 X 1.25 X 25, Ss	4
9	39349	(0000–) Washer, Flat, 0.31 Sae	4
10	1024389	(0000–) Bracket, Soltn, Tank, Cntr	2
11	08713	(0000–) Nut, Hex, Lock, M8 X 1.25, NI, Ss	2
▽	9003071	(0000–) Cover Kit, Tank, Soltn, Rh, Replmt, Ce	1
▲▽	9005165	(0000–) Latch Kit, Cover, Soltn, Replmt[M20/T20]	1
▲▲	12 1039757	(0070–) Plate, Mtg, Latch	1
▲▲	13 382320	(0000–) Screw, Pan, Phl, 12–16 X 0.50, F/ Plstc	4
▲▲	14 1048474	(0146–) Catch, Latch, Tank Cover	1
▲▲	15 222267	(0146–) Screw, Pan, Phl, 06–20 X 0.50, Fmg/Ab	2
▲▲	16 367949	(0146–) Latch	1
▲▲	17 1048512	(0146–) Bracket, Mtg, Latch, Tank Cover	1
▲▲	18 08875	(0146–) Rivet, Blind, .125d X 0.54 X .25d, Alm	2
▲	19 1031233	(0000–) Cover, Tank, Soltn, Rh, Trimmed, Ce	1
▲	20 1047098	(0000–) Bar, Rnd, Plstc, 0.31d 12.5l	1
▲	21 1038805	(0000–) Seal, Bulb, Str, .50Hi .50W 047.2L, Adh	1
▽	9003070	(0000–) Cover Kit, Tank, Soltn, Lh, Replmt, Ce	1
▲▽	9005165	(0000–) Latch Kit, Cover, Soltn, Replmt[M20/T20]	1
▲▲	22 1039757	(0070–) Plate, Mtg, Latch	1
▲▲	23 382320	(0000–) Screw, Pan, Phl, 12–16 X 0.50, F/ Plstc	4
▲▲	24 1048474	(0146–) Catch, Latch, Tank Cover	1
▲▲	25 222267	(0146–) Screw, Pan, Phl, 06–20 X 0.50, Fmg/Ab	2
▲▲	26 367949	(0146–) Latch	1
▲▲	27 1048512	(0146–) Bracket, Mtg, Latch, Tank Cover	1
▲▲	28 08875	(0146–) Rivet, Blind, .125d X 0.54 X .25d, Alm	2
▲	29 1031235	(0000–) Cover, Tank, Soltn, Lh, Trimmed, Ce	1
▲	30 1047098	(0000–) Bar, Rnd, Plstc, 0.31d 12.5l	1
▲	31 1038805	(0000–) Seal, Bulb, Str, .50Hi .50W 047.2L, Adh	1
	32 1027290	(0000–) Filter, Soltn, 20mesh, Pm12 3.1d 02.6l	1
	33 377349	(0000–) Fitting, Plstc, Pf12/Pf12, Bh	1
	34 69785	(0000–) Fitting, Plstc, E90, Pf12/Pm12	1
	35 385685	(0000–) Sensor, Level, Liq, 14vdc 01a .62–11	1
	36 1020428	(0000–0069) Bracket, Latch, Cover	2
	37 09744	(0000–0069) Screw, Hex, M6 X 1.00 X 12, Ss	4
	38 01684	(0000–0069) Washer, Flat, 0.27b 0.69d .05, Ss	4
	39 1030617	(0070–0145) Latch, Cover	2
	40 1029748	(0070–0145) Bracket, Keeper, Latch	2
	41 382320	(0070–0145) Screw, Pan, Phl, 12–16 X 0.50, F/ Plstc	4
	42 1017101	(0000–) Plate, Label, Soltn Tank (ec–H2O only)	2
	43 360973	(0000–) Screw, Pan, 12–16 X 0.50, F/ Plstc (ec–H2O only)	4

Fig. 66 – Solution Tank Drain Group

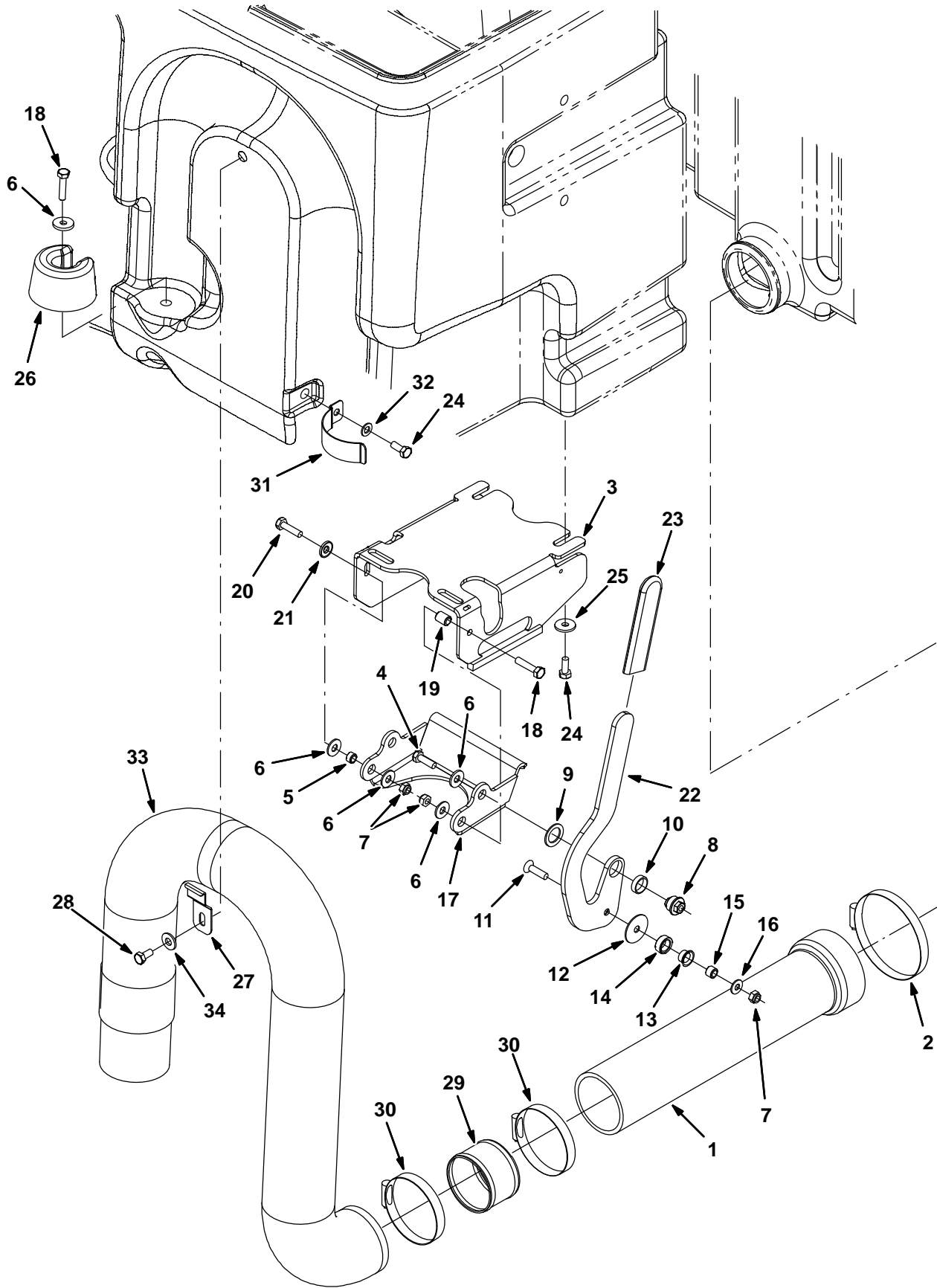


Fig. 66 – Solution Tank Drain Group

Ref.	Part No.	Serial Number	Description	Qty.
1	9003793	(0000–) Tube Kit, Tank, Soltn, Replmt	1
2	23498	(0000–) Clamp, Hose, Wormdrive, 3.56–4.50d, .50w	1
3	1042003	(0000–) Mount Wldt, Valve, Pinch, Rh	1
4	39277	(0000–) Screw, Hex, M8 X 1.25 X 25, 8.8	1
5	222516	(0000–) Sleeve, P/M, 0.31b 0.50d 0.3l [430ss]	1
6	32491	(0000–) Washer, Flat, 0.31, Std	5
7	08713	(0000–) Nut, Hex, Lock, M8 X 1.25, NI, Ss	3
8	1024599	(0000–) Bushing, Eccentric, Adj	1
9	1026051	(0000–) Washer, Flat, 0.79b 1.18d .06, Nyl	1
10	74090	(0000–) Bushing, Sleeve, 0.75b 0.88d 0.25l	1
11	79506	(0000–) Screw, Flt, M8 X 1.25 X 30, Ss	1
12	1028701	(0000–) Washer, Thrust, 0.34b 1.50d .06	1
13	15648	(0000–) Bushing, Flng, 0.50b 0.59d 0.38l	1
14	1028691	(0000–) Roller, Brg	1
15	1028690	(0000–) Tube, 0.50d 0.32b 00.4l, Ss	1
16	1017218	(0000–) Washer, Flat, 0.32b 1.00d .12, Ss	1
17	1024535	(0000–) Arm, Pinch	1
18	06955	(0000–) Screw, Hex, M8 X 1.25 X 35, 8.8	2
19	80395	(0000–) Sleeve, P/M, 0.31b 0.50d 0.7l [430ss]	1
20	76570	(0000–) Screw, Hex, M8 X 1.25 X 30, 8.8	1
21	41186	(0000–) Washer, Flat, Belleville, .31	1
22	1026727	(0000–) Handle, Valve, Pinch, Rh	1
23	1023502	(0000–) Grip, Handle	1
24	09740	(0000–) Screw, Hex, M8 X 1.25 X 20, Ss	5
25	1017218	(0000–) Washer, Flat, 0.32b 1.00d .12, Ss	4
26	1022137	(0000–) Plug, Hose, Pyu	1
27	1025480	(0000–) Bracket, Retaining, Hose	1
28	15675	(0000–) Screw, Hex, M8 X 1.25 X 16, Ss	1
29	1041953	(0000–) Tube, 2.90id 3.00od 02.4l, Ss	2
30	43555	(0000–) Clamp, Hose, Wormdrive, 2.50–3.50d, .50w	2
31	1024558	(0000–) Strap, Retaining, Hose	1
32	39349	(0000–) Washer, Flat, 0.31 Sae	1
33	1019424	(0000–) Hose, Drain, 3.00id X 48.0l	1
34	01685	(0000–) Washer, Flat, 0.31, Ss	2

Fig. 67 – Solution Control Group

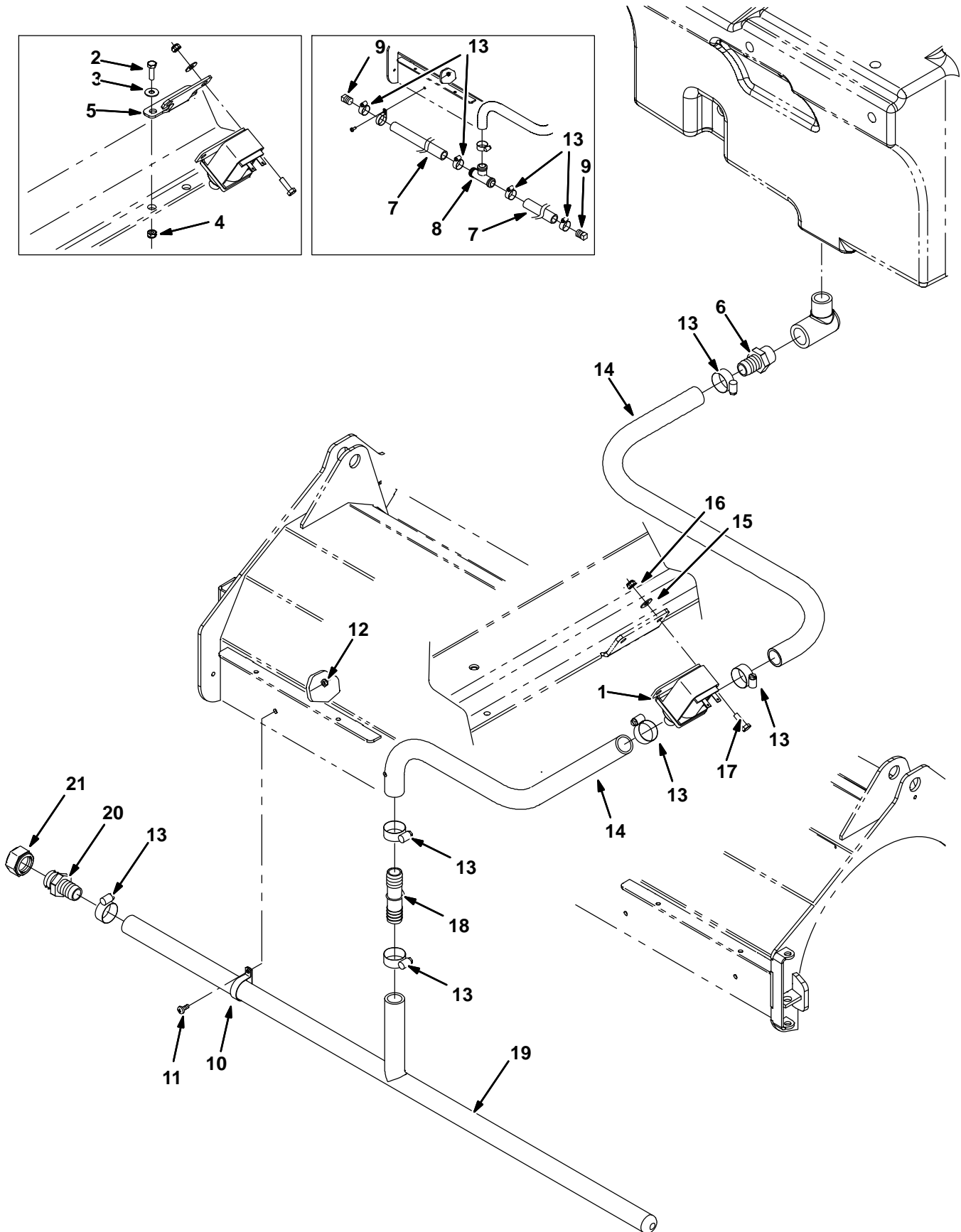


Fig. 67 – Solution Control Group

Ref.	Part No.	Serial Number	Description	Qty.
1	1067700	(0000–) Valve Assy, Water, Solenoid , 12vdc	1
2	08716	(0000–xxxx) Screw, Hex, M6 X 1.0 X 20, Ss	2
3	01684	(0000–xxxx) Washer, Flat, 0.25, Ss	2
4	08712	(0000–xxxx) Nut, Hex, Lock, M6 X 1.0, Ss, NI	2
5	1028074	(0000–xxxx) Bracket, Mtg, Valve	1
6	79273–2	(0000–) Fitting, Plstc, Str, Bm12/Pm12	1
7	1029185	(0000–0056) Tube, Distribution, Water	2
8	41315	(0000–0056) Fitting, Plstc, Tee, Bm12/Bm12/Bm12	1
9	17521	(0000–0056) Fitting, Pipe, Plug, Pm08, Sq Head	2
10	50544	(0000–) Clamp, Cable, Ss, 1.12d X 0.38w, 1h	6
11	09200	(0000–) Screw, Pan, M5 X 0.8 X 12, Ss	6
12	09739	(0000–) Nut, Hex, Lock, M5 X 0.8, NI, Ss	6
13	63810	(0000–) Clamp, Hose, Wormdrive, 0.56–1.06d, .56w	8
14	1015045	(0000–) Hose, Afmkt, Pvc, Brd 0.75id 08ft	1
15	01684	(0000–) Washer, Flat, 0.25, Ss	2
16	08712	(0000–) Nut, Hex, Lock, M6 X 1.0, Ss, NI	2
17	08716	(0000–) Screw, Hex, M6 X 1.0 X 20, Ss	2
18	1038074	(0057–) Fitting, Plstc, Str, Bm12/Bm12	1
19	1036997	(0057–) Manifold, Bar, Spray, 37.5inch	1
20	79273–2	(0057–) Fitting, Plstc, Str, Bm12/Pm12	1
21	1039064	(0057–) Fitting, Plstc, Cap, Pf12 Hex	1

Fig. 68 – Recovery Tank Group

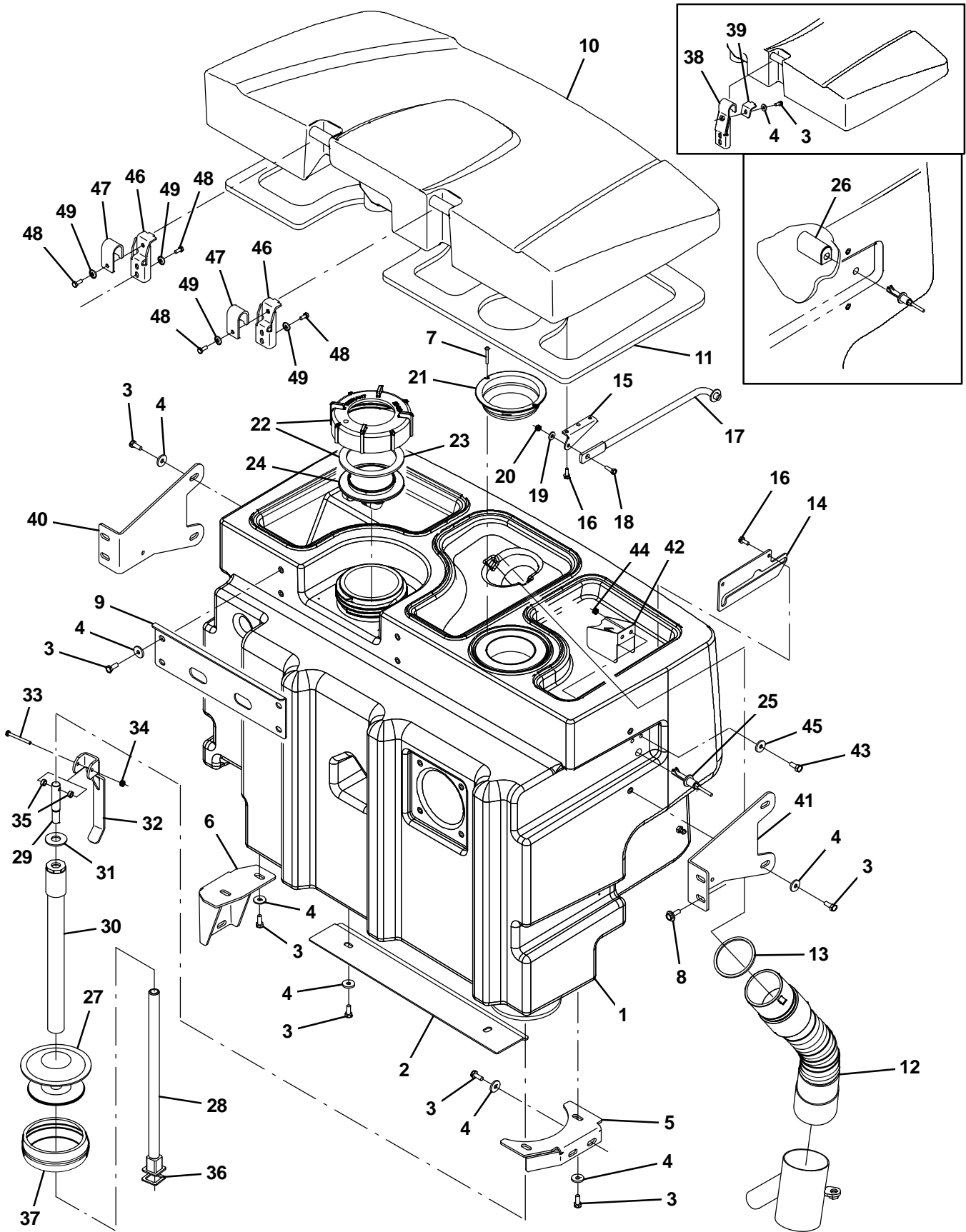


Fig. 68 – Recovery Tank Group

Ref.	Part No.	Serial Number	Description	Qty.
1	1021419	(0000–) Tank, Recvy, Trimmed	1
2	1024403	(0000–) Plate, Tank, Bottom	1
3	09740	(0000–) Screw, Hex, M8 X 1.25 X 20, Ss	17
4	1017218	(0000–) Washer, Flat, 0.32b 1.00d .12, Ss	15
5	1020335	(0000–) Bracket, Sppt, Tank, Lh	1
6	1020331	(0000–) Bracket, Sppt, Tank, Rh	1
7	382320	(0000–) Screw, Pan, #12–16 X 0.50, F/ Plstc	2
8	1037346	(0000–) Screw, Hex, M8 X 1.25 X 25, 9.8, Sems	4
9	1021090	(0000–) Plate, Sppt, Tank	1
10	1022167	(0000–) Cover, Tank, Recvy, Trimmed	1
11	1021879	(0000–) Gasket, Cover, Recvy Tank	1
12	1031610	(0000–) Hose Assy, Sqge	1
13	1021920	(0000–) Gasket, 3.23id 3.63od .16th, Ure	1
14	1025620	(0000–) Plate, Mtg, Prop Rod	1
15	1025619	(0000–) Bracket, Mtg, Prop Rod	1
16	1046798	(0000–) Screw, Hex, .25–14 X 0.75, Fmg/Ab, Ss	4
17	54615	(0000–) Arm Wldt, Safety, Sppt, Seat, .38d 10.11	1
18	08716	(0000–) Screw, Hex, M6 X 1.0 X 20, Ss	1
19	01684	(0000–) Washer, Flat, 0.25, Ss	1
20	08712	(0000–) Nut, Hex, Lock, M6 X 1.0, Ss, NI	1
21	1026014	(0000–) Screen, Vacuum	1
▽	22	24358	(0000–) Cap Assy, Tank, Drain	1
▲	23	1031699	(0000–) Gasket, 4.05id 5.29od .19 [Buna]	1
	24	86636	(0000–) Cover, Tank	1
	25	385685	(0000–) Sensor, Level, Liq, 14vdc 01a .62–11	1
	26	9003449	(0000–0052) Cover Kit, Switch, Float, Repair	1
▽		9003313	(0000–) Plug Kit, Drain, Recvy, Ci [M20 & T20]	1
▲	27	1022370	(0000–) Plug, Drain, Expandable, 4.75–6.00	1
▲	28	1028328	(0000–) Tube Wldt, Plug, Drain	1
▲	29	1028173	(0000–) Pin, Lift, Drain	1
▲	30	1028570	(0000–) Tube Assy, Plug, Drain	1
▲	31	1028522	(0000–) Washer, Flat, .78b 1.75d .18, Ss	1
▲	32	1028211	(0000–) Handle Wldt, Drain	1
▲	33	58979	(0000–) Screw, Hex, M6 X 1.0 X 55, Ss	1
▲	34	08712	(0000–) Nut, Hex, Lock, M6 X 1.0, Ss, NI	1
▲	35	360801	(0000–) Sleeve, 0.31b 0.50d 0.3l, Ss	2
▲	36	1035044	(0000–) Seal, Shaft, Drain Plug	1
▲	37	1039652	(0000–) Seal, Plug, Drain, Nitrile	1
	38	1020065	(0000–xxxx) Bracket, Mtg, Cover (Replaced by 9003893)	2
	39	1020263	(0000–xxxx) Bracket, Retaining, Cover (Replaced by 9003893)	2
	40	1038941	(0000–) Bracket, Sppt, Tank, Rh	1
	41	1038927	(0000–) Bracket, Sppt, Tank, Lh	1
	42	1037816	(0053–) Bracket, Protector, Float Switch	1
	43	09007	(0053–) Screw, Hex, M6 X 1.00 X 25, Ss	2
	44	08712	(0053–) Nut, Hex, Lock, M6 X 1.00, Ss, NI	2
	45	76426	(0053–) Washer, Sealing, 0.28b 0.75d Ss, Neo	2
	46	1039072	(xxxx–) Bracket, Sppt, Cover, Tank, Recvy	2
	47	1039049	(xxxx–) Bracket, Mtg, Cover, Recvy Tank	2
	48	16735	(xxxx–) Screw, Hex, M8 X 1.25 X 16, 8.8	6
	49	32491	(xxxx–) Washer, Flat, 0.31, Std	6

Fig. 69 – Recovery Tank Drain Group

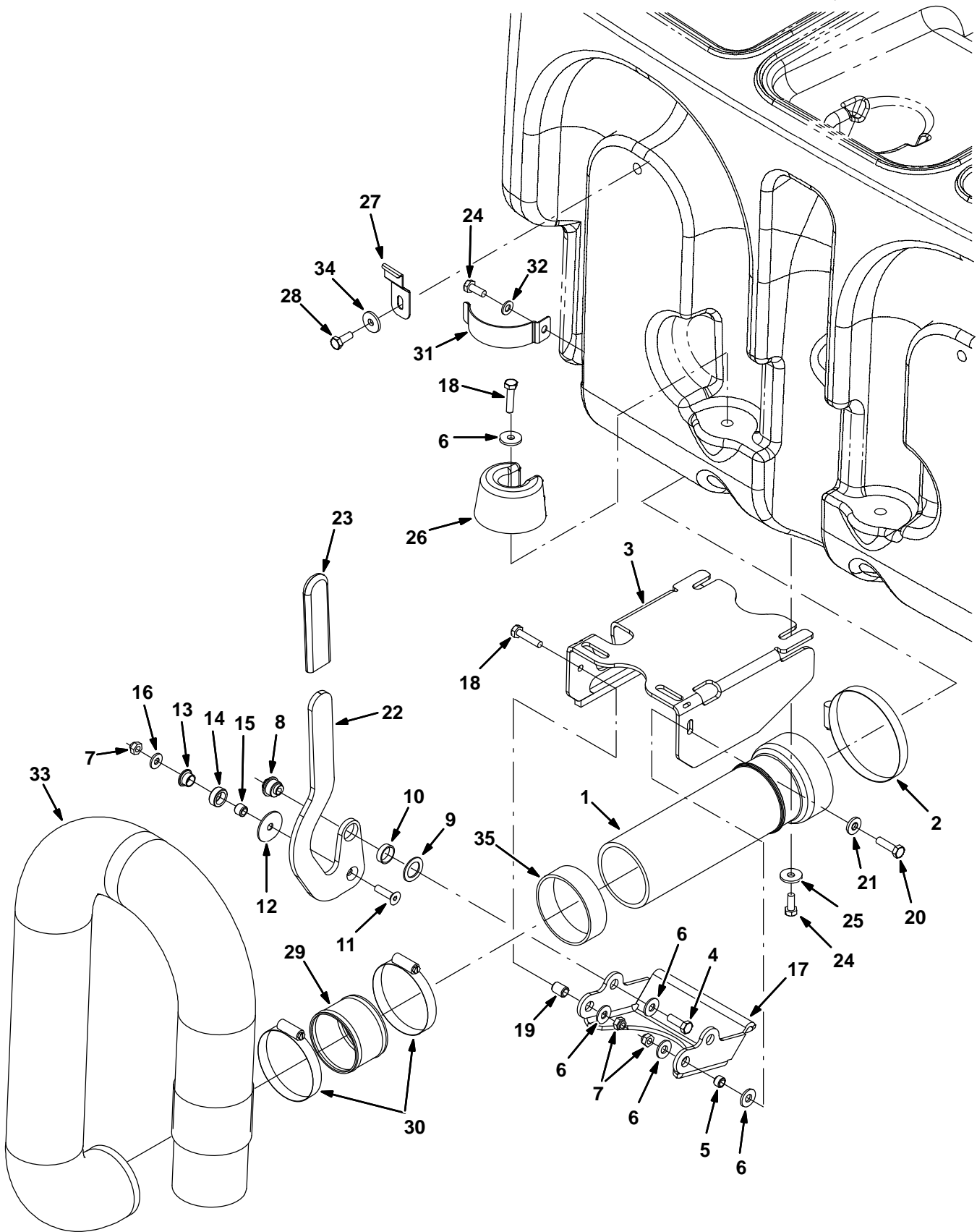


Fig. 69 – Recovery Tank Drain Group

Ref.	Part No.	Serial Number	Description	Qty.
1	9003794	(0000–) Tube Kit, Tank, Recvy, Replmt	1
2	23498	(0000–) Clamp, Hose, Wormdrive, 3.56–4.50d, .50w	1
3	1042010	(0000–) Mount Wldt, Valve, Pinch, Lh	1
4	39277	(0000–) Screw, Hex, M8 X 1.25 X 25, 8.8	1
5	222516	(0000–) Sleeve, P/M, 0.31b 0.50d 0.3l [430ss]	1
6	32491	(0000–) Washer, Flat, 0.31, Std	5
7	08713	(0000–) Nut, Hex, Lock, M8 X 1.25, NI, Ss	3
8	1024599	(0000–) Bushing, Eccentric, Adj	1
9	1026051	(0000–) Washer, Flat, 0.79b 1.18d .06, Nyl	1
10	74090	(0000–) Bushing, Sleeve, 0.75b 0.88d 0.25l	1
11	79506	(0000–) Screw, Flt, M8 X 1.25 X 30, Ss	1
12	1028701	(0000–) Washer, Thrust, 0.34b 1.50d .06	1
13	15648	(0000–) Bushing, Flng, 0.50b 0.59d 0.38l	1
14	1028691	(0000–) Roller, Brg	1
15	1028690	(0000–) Tube, 0.50d 0.32b 00.4l, Ss	1
16	1017218	(0000–) Washer, Flat, 0.32b 1.00d .12, Ss	1
17	1024535	(0000–) Arm, Pinch	1
18	06955	(0000–) Screw, Hex, M8 X 1.25 X 35, 8.8	2
19	80395	(0000–) Sleeve, P/M, 0.31b 0.50d 0.7l [430ss]	1
20	76570	(0000–) Screw, Hex, M8 X 1.25 X 30, 8.8	1
21	41186	(0000–) Washer, Flat, Belleville, .31	1
22	1027039	(0000–) Handle, Valve, Pinch, Lh	1
23	1023502	(0000–) Grip, Handle	1
24	09740	(0000–) Screw, Hex, M8 X 1.25 X 20, Ss	5
25	1017218	(0000–) Washer, Flat, 0.32b 1.00d .12, Ss	2
26	1022137	(0000–) Plug, Hose, Pyu	2
27	1025480	(0000–) Bracket, Retaining, Hose	1
28	15675	(0000–) Screw, Hex, M8 X 1.25 X 16, Ss	1
29	1041953	(0000–) Tube, 2.90id 3.00od 02.4l, Ss	1
30	43555	(0000–) Clamp, Hose, Wormdrive, 2.50–3.50d, .50w	2
31	1024558	(0000–) Strap, Retaining, Hose	1
32	39349	(0000–) Washer, Flat, 0.31 Sae	1
33	1019424	(0000–) Hose, Drain, 3.00id X 48.0l	1
34	01685	(0000–) Washer, Flat, 0.31, Ss	2
35	1031309	(0000–) Tube, Acrylic, Hose, Pinch	1

Fig. 70 – Vacuum Fan Group, Scrubbing

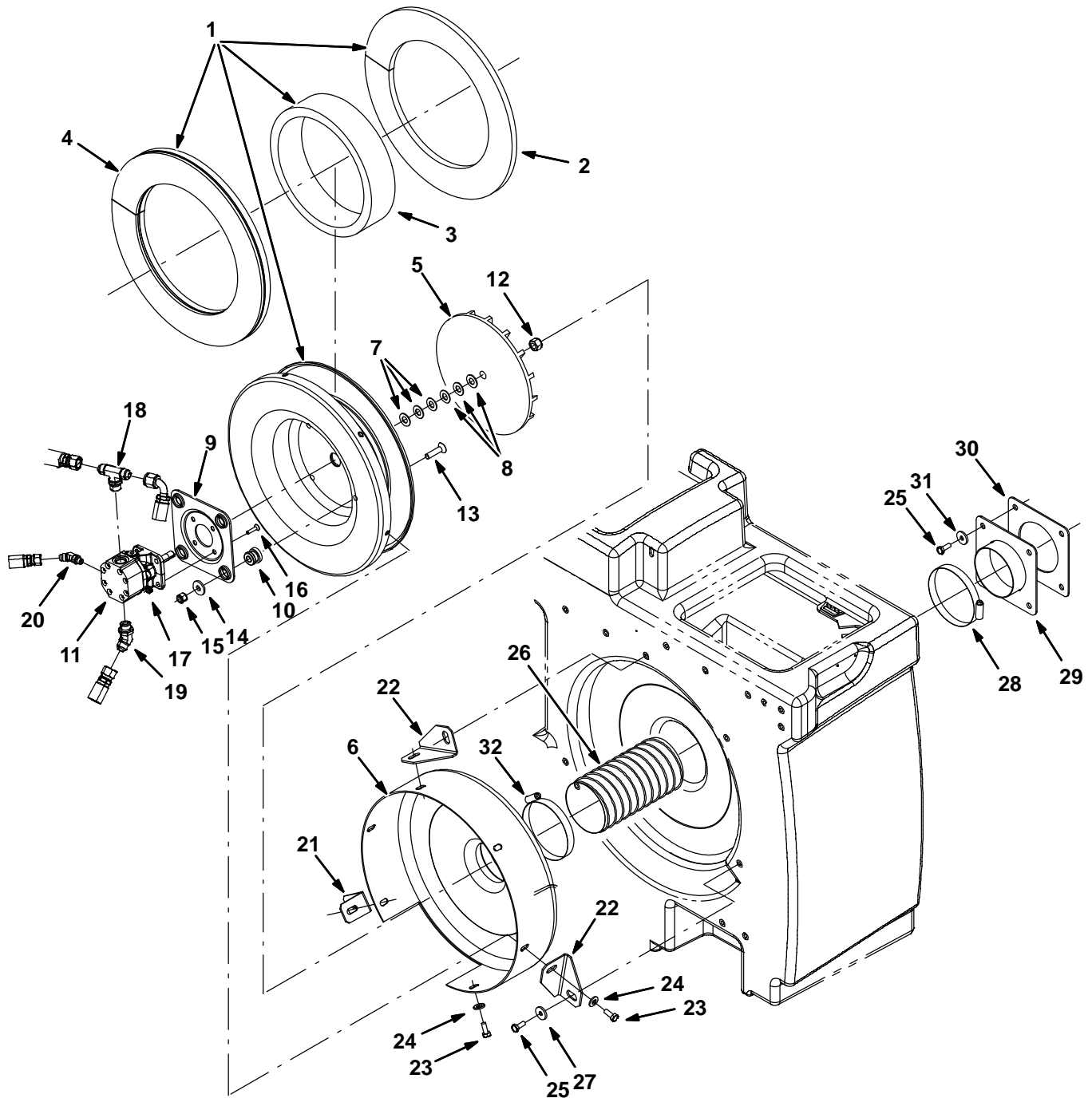


Fig. 70 – Vacuum Fan Group, Scrubbing

Ref.	Part No.	Serial Number	Description	Qty.
▽	9003455	(0000–) Fan Kit, Scrub, Replmt [M20/T20]	1
▲▽	1 9002684	(0000–) Housing Assy, Vacfan, Scrbr	1
▲▲	2 1025888	(0000–) Insulation, Flame–Retardant, 0.50	1
▲▲	3 1025887	(0000–) Insulation, Flame–Retardant, 0.75–0.88	1
▲▲	4 1025872	(0000–) Insulation, Flame–Retardant, 0.75–0.88	1
▲	5 03922	(0000–) Impeller, 9.5d, 18 Bl	1
▲	6 57189	(0000–) Housing Wldt, Vacfan, Front [528]	1
▲	7 75456–3	(0000–) Shim, Washer, 0.88d 0.51b .020	3
▲	8 75456–4	(0000–) Shim, Washer, 0.88d 0.51b .060	3
▲	9 54275A	(0000–) Bracket, Mtg, Motor	1
▲	10 54274	(0000–) Isolator, Vib, Bshg, 1.1d 0.6l .4b 0.78h	4
▲▽	11 9003461	(0000–) Motor Kit, Replmt [M20&T20]	1
▲▲	00954	(0000–) Key, Sq, 0.12 X 0.12, 1.00l (Included With Motor)	1
▲▲	74233	(0000–) Kit, Seal, Motor, Hyd, Gear[Barns]	1
▲▲	12 41130	(0000–) Nut, Low Crown, .50–20	1
▲▲	13 54861	(0000–) Screw, Flt, .38–16 X 1.50, Al	4
▲▲	14 1014563	(0000–) Washer, Flat, 0.40b 1.12d .12, Ss	4
▲▲	15 36643	(0000–) Nut, Hex, Lock, .38–16, NI, Thin	4
▲▲	16 39534	(0000–) Screw, Flt, .25–20 X 1.00, Al	4
▲▲	17 32981	(0000–) Nut, Hex, Lock, .25–20, NI	4
▲▲	18 49933	(0000–) Fitting, Hyd, Tee, Jm08/Jm08/Om08, Br	1
▲▲	19 42226	(0000–) Fitting, Hyd, E45, Jm08/Om08	1
▲▲	20 392609	(0000–) Fitting, Hyd, E45, Jm06/Om04	1
▲	21 1020320	(0000–) Angle, Sppt, Fan	1
▲	22 1024891	(0000–) Bracket, Mtg, Fan	2
▲	23 16931	(0000–) Screw, Hex, M8 X 1.25 X 20, 8.8	6
▲	24 41186	(0000–) Washer, Flat, Belleville, .31	6
	25 09740	(0000–) Screw, Hex, M8 X 1.25 X 20, Ss	7
	26 1022377	(0000–) Hose, Air–Intk, Flex 4.00id 18.0l	1
	27 1014563	(0000–) Washer, Flat, 0.40b 1.12d .12, Ss	3
	28 79380	(0000–) Clamp, Hose, Wormdrive, 3.75–4.62d, .62w	1
	29 1023754	(0000–) Plate Wldt, Hose, Vacuum	1
	30 1024853	(0000–) Gasket, Plt, Hose, Vacuum	1
	31 1017218	(0000–) Washer, Flat, 0.32b 1.00d .12, Ss	4
	32 23498	(0000–) Clamp, Hose, Wormdrive, 3.56–4.50D, .50W	1

Fig. 71 – Vacuum Fan Group, Sweeping

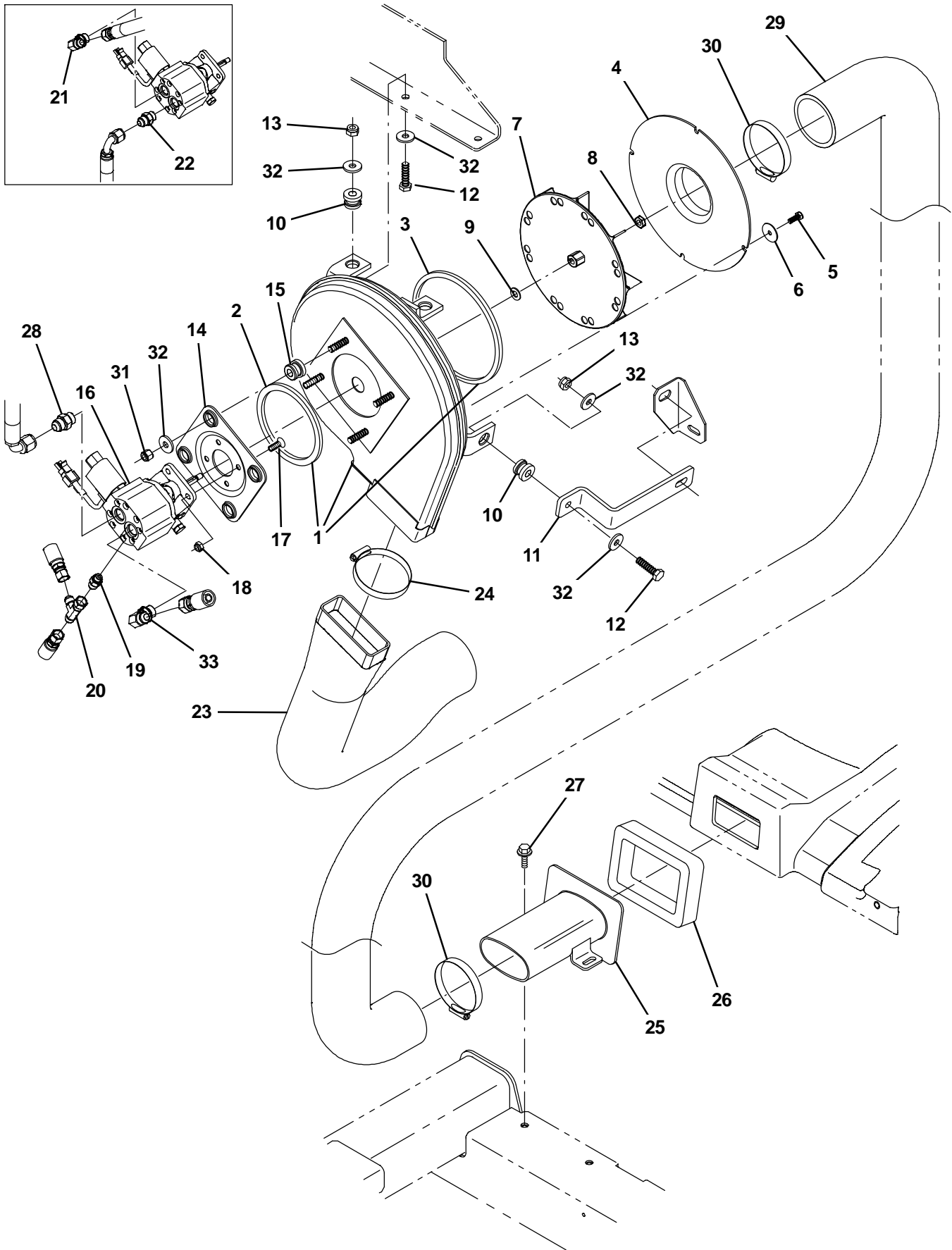
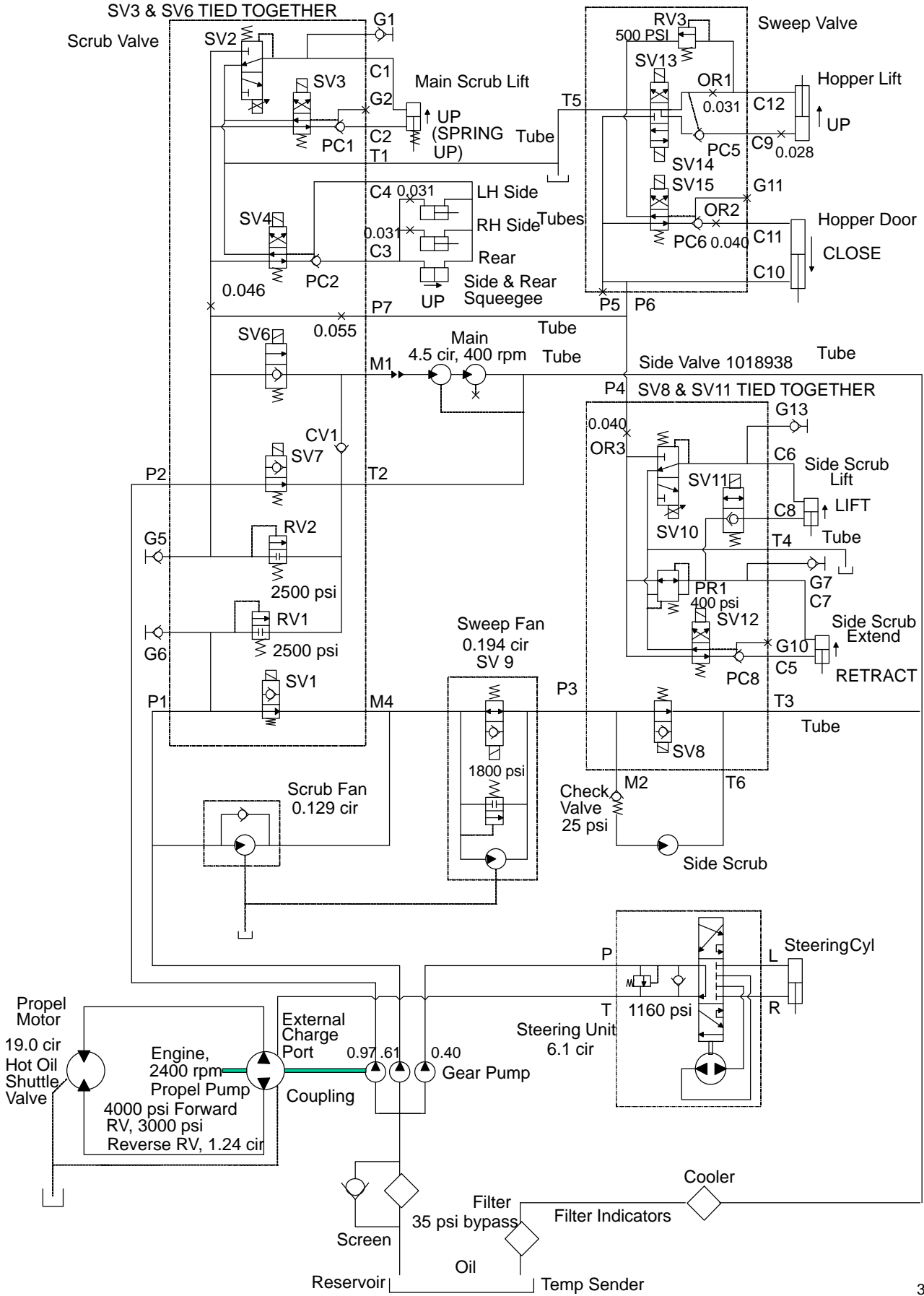


Fig. 71 – Vacuum Fan Group, Sweeping

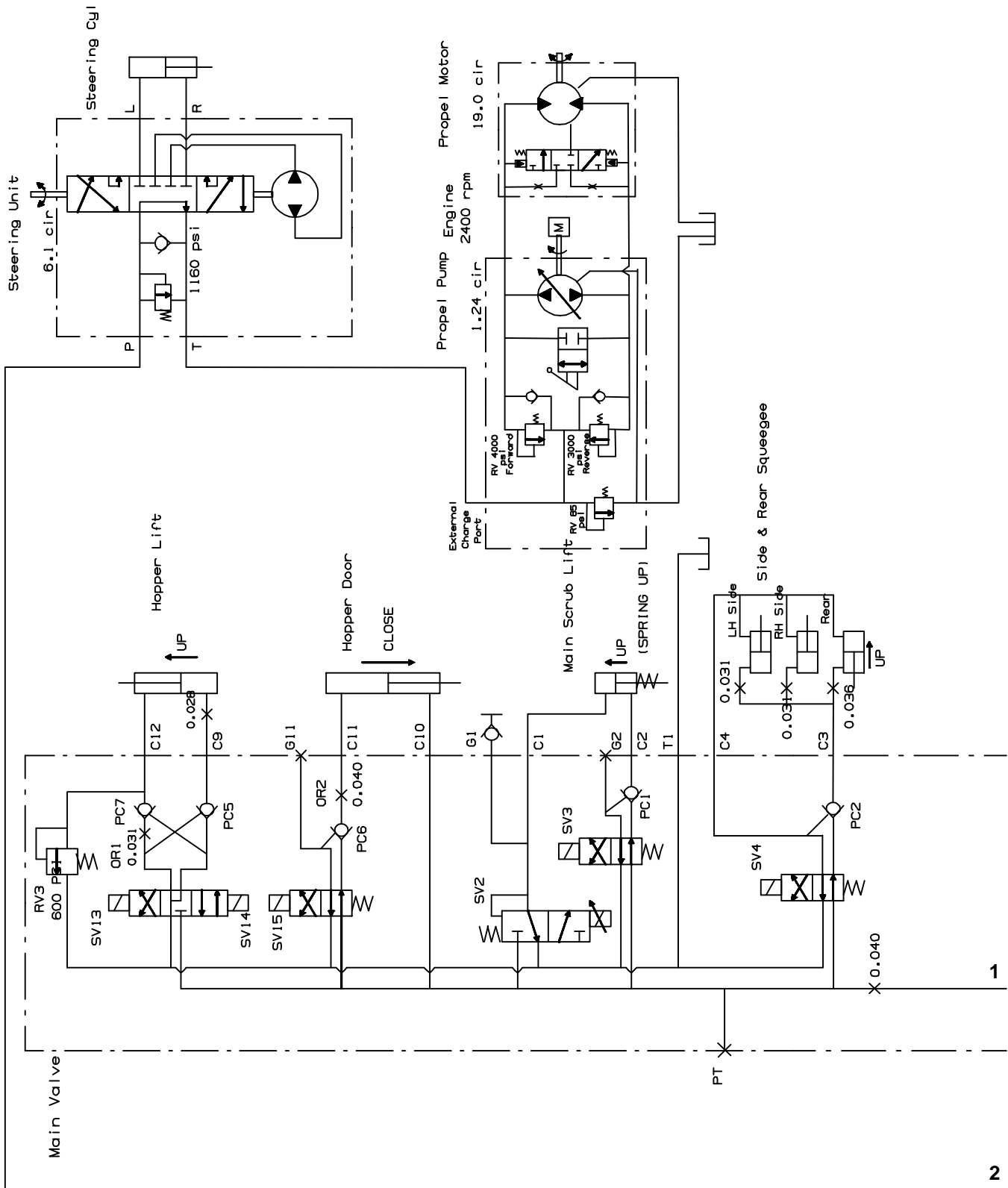
	Ref.	Part No.	Serial Number	Description	Qty.
▽	1	9002683	(0000–) Housing Assy, Vacfan, Swpr	1
▲	2	59967	(0000–) Seal, Ure, 0.38 0.75w 13.2l Adh	1
▲	3	59735	(0000–) Seal, Ure, 0.38 0.75w 33.0l Adh	1
	4	1018216	(0000–) Fan Wldt, Vac, Inlet	1
	5	34323	(0000–) Screw, Hex, .25–20 X 0.75, NI	4
	6	41178	(0000–) Washer, Flat, 0.25 Fender	4
	7	74454	(0000–) Impeller, 9.00d X 1.40w X 0.376b	1
	8	31241	(0000–) Nut, Hex, Lock, .31–24, NI, Thin	1
	9	32485	(0000–) Washer, Flat, 0.38 Sae	1
	10	59649	(0000–) Isolator, Vib, Bshg, 1.1d 0.6l .4b 0.78h	3
	11	1034388	(0000–) Bar, Isolator, Vacfan [M20 2007]	1
	12	39285	(0000–) Screw, Hex, M10 X 1.5 X 40, 8.8	3
	13	41430	(0000–) Nut, Hex, Lock, M10 X 1.5, NI	3
	14	54275A	(0000–) Bracket, Mtg, Motor	1
	15	54274	(0000–) Isolator, Vib, Bshg, 1.1d 0.6l .4b 0.78h	4
	16	53485	(0000–) Motor, Hyd, Gear, [Ex] .194 R 3000 (See Breakdowns)	1
	17	07810	(0000–) Screw, Flt, M8 X 1.25 X 25, 10.9	4
	18	08709	(0000–) Nut, Hex, Lock, M8 X 1.25, NI	4
	19	50960	(0000–) Fitting, Hyd, Str, Jm06/Om04	1
	20	42215	(0000–) Fitting, Hyd, Tee, Jf06/Jm06/Jm06, Run	1
	21	44868	(0000–0037) Fitting, Hyd, E90, Jm08/Om08	1
	22	44869	(0000–0037) Fitting, Hyd, Str, Jm08/Om08	1
	23	1025756	(0000–) Muffler, Vacfan, 4.0id	1
	24	23498	(0000–) Clamp, Hose, Wormdrive, 3.56–4.50d, .50w	1
	25	1025841	(0000–) Tube, Transition, Casting	1
	26	1018209	(0000–) Gasket, Hppr, Transition	1
	27	1037346	(0000–) Screw, Hex, M8 X 1.25 X 25, 9.8, Sems	2
	28	44869	(0038–) Fitting, Hyd, Str, Jm08/Om08	1
	29	1018252	(0000–) Hose, Flex, Vacuum, 3.5d 32.0l	1
	30	23498	(0000–) Clamp, Hose, Wormdrive, 3.56–4.50d, .50w	2
	31	36643	(0000–) Nut, Hex, Lock, .38–16, NI, Thin	4
	32	1014563	(0000–) Washer, Flat, 0.40b 1.12d .12, Ss	10
	33	44868	(0038–) Fitting, Hyd, E90, Jm08/Om08	1

Fig. 72 - Hydraulic Schematic (0000 - 0131)



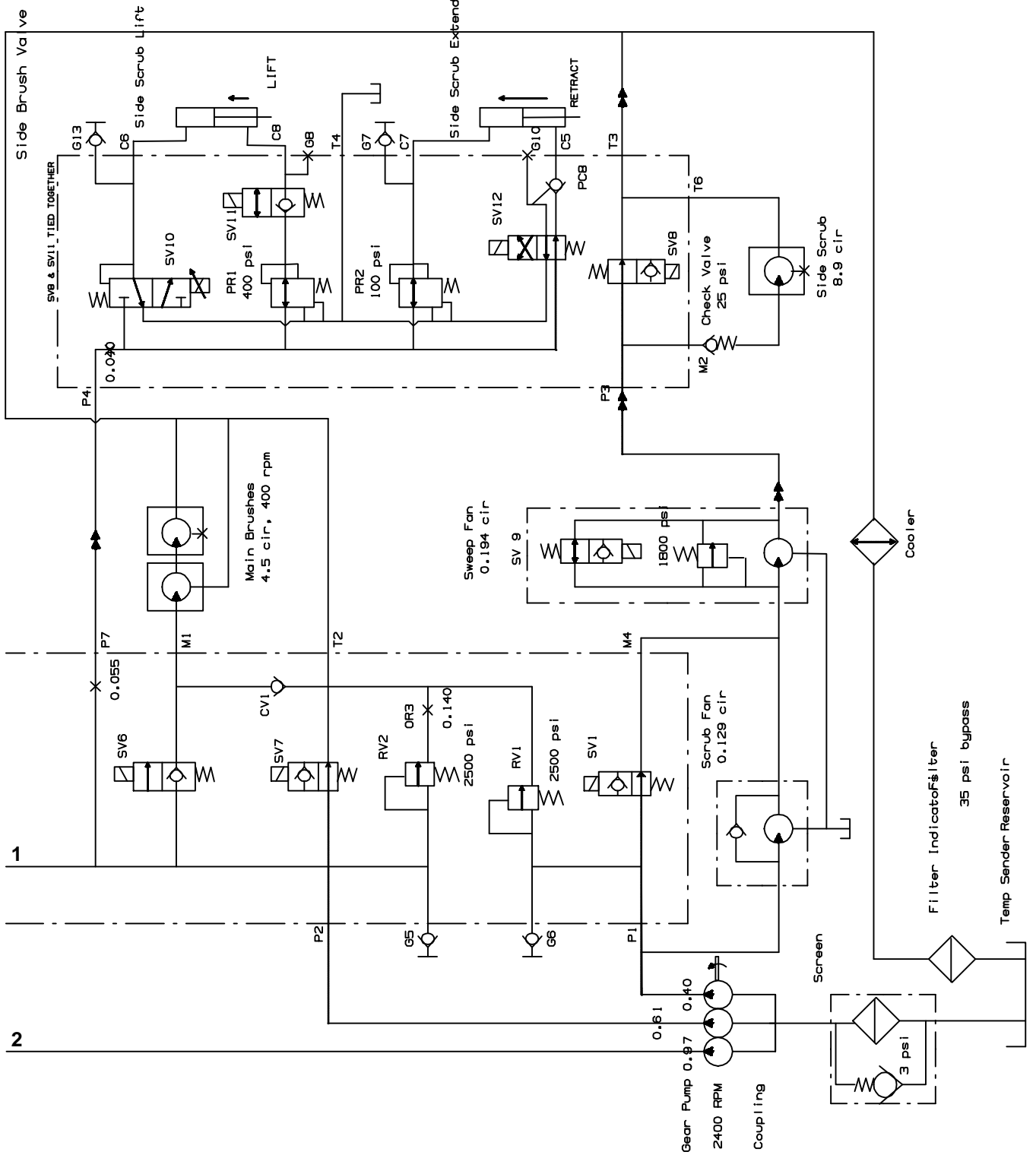
354453

Fig. 73 – Hydraulic Schematic (0132–0270)



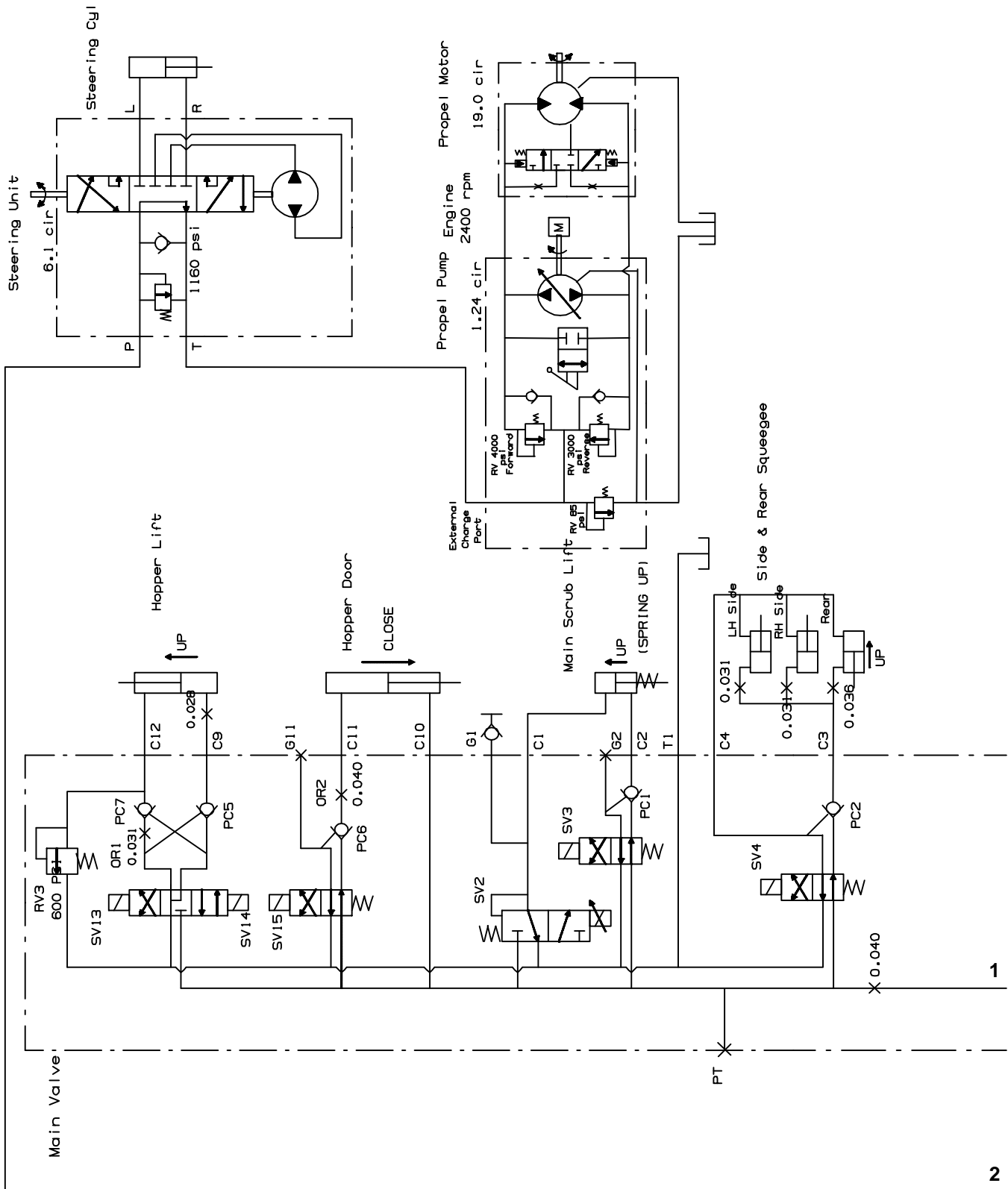
354453, 1018547 – M20

Fig. 73 – Hydraulic Schematic (0132-0270)



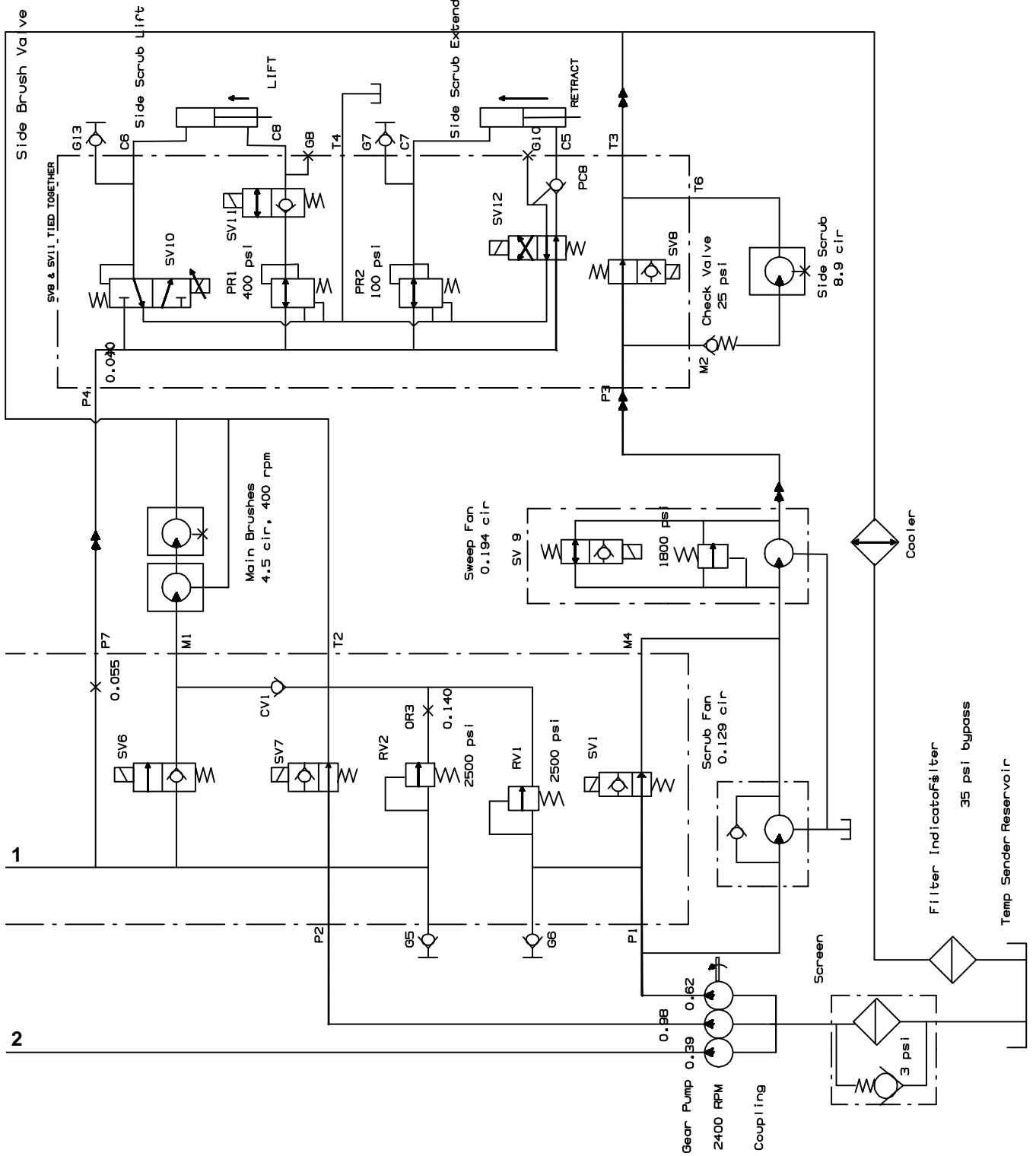
354453, 1018547 – M20

Fig. 74 – Hydraulic Schematic (0271-)



354453, 1018547 – M20

Fig. 74 - Hydraulic Schematic (0271-)



354453, 1018547 - M20

Fig. 75 – Hydraulic Hose Group, Steering and Propel

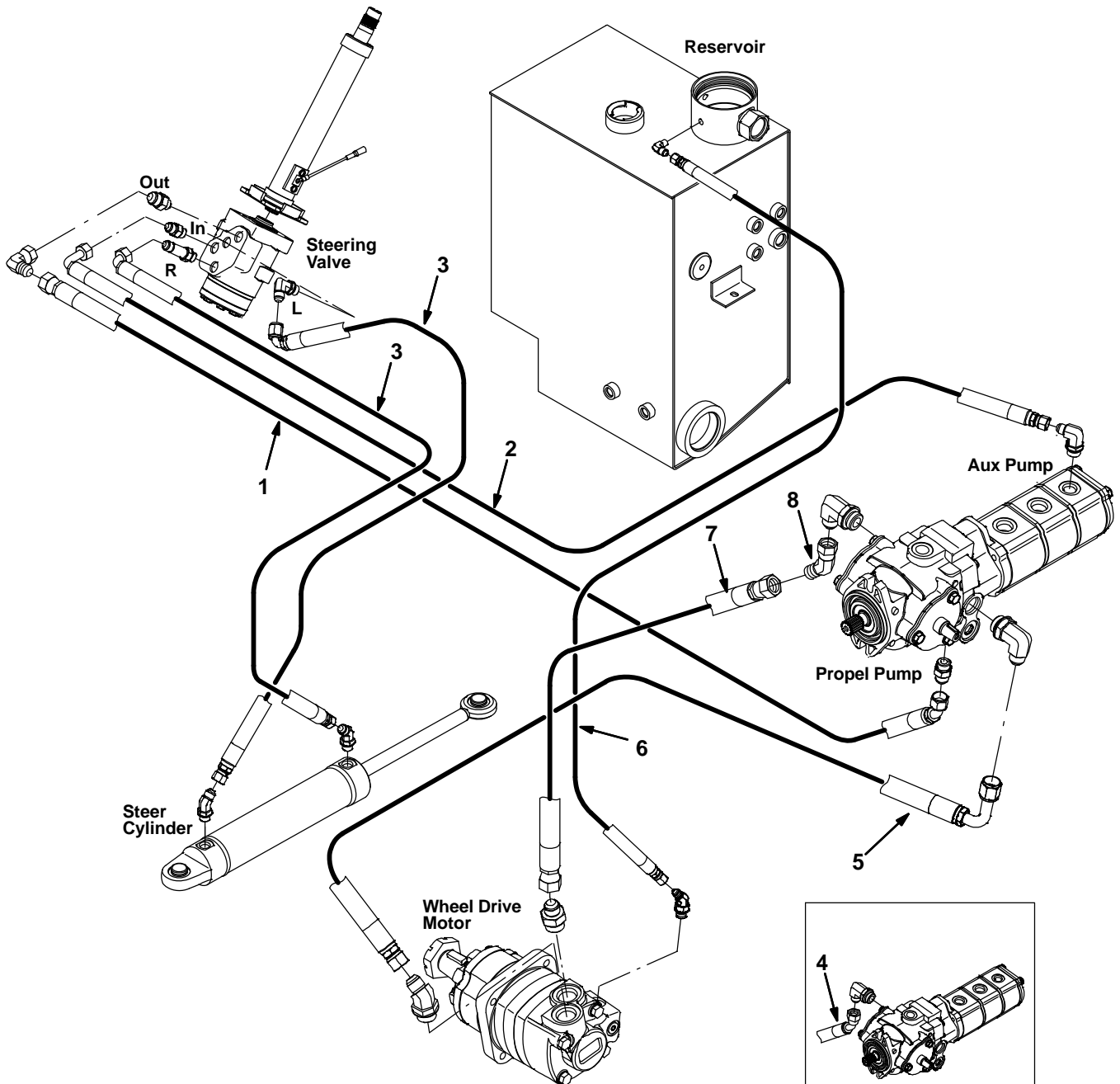


Fig. 75 – Hydraulic Hose Group, Steering and Propel

Ref.	Part No.	Serial Number	Description	Qty.
1	1023609	(0000–) Hose, Hyd, Tc08, Jf08e45/Jf08str, 96.0	1
2	1023608	(0000–) Hose, Hyd, Tc06, Jf06e90/Jf06str, 104.0	1
3	396221	(0000–) Hose, Hyd, Tc06, Jf06e90/Jf06str, 040.0	2
4	1023489	(0000–0060) Hose, Hyd, Spcl, Jf10e45/Jf10str, 58.0 (Replaced by 1039148)	1
5	1023488	(0000–) Hose, Hyd, Spcl, Jf10e90/Jf10str, 63.0	1
6	1030404	(0000–) Hose, Hyd, Med04, Jf04str/Jf04str, 066.0	1
7	1038569	(0061–) Hose, Hyd, Spcl, Jf10str/Jf10str, 56.5	1
8	54017	(0061–) Fitting, Hyd, E45, Jf10/Jm10	1

Fig. 76 – Hydraulic Hose Group, Pump and Vacuum Fans

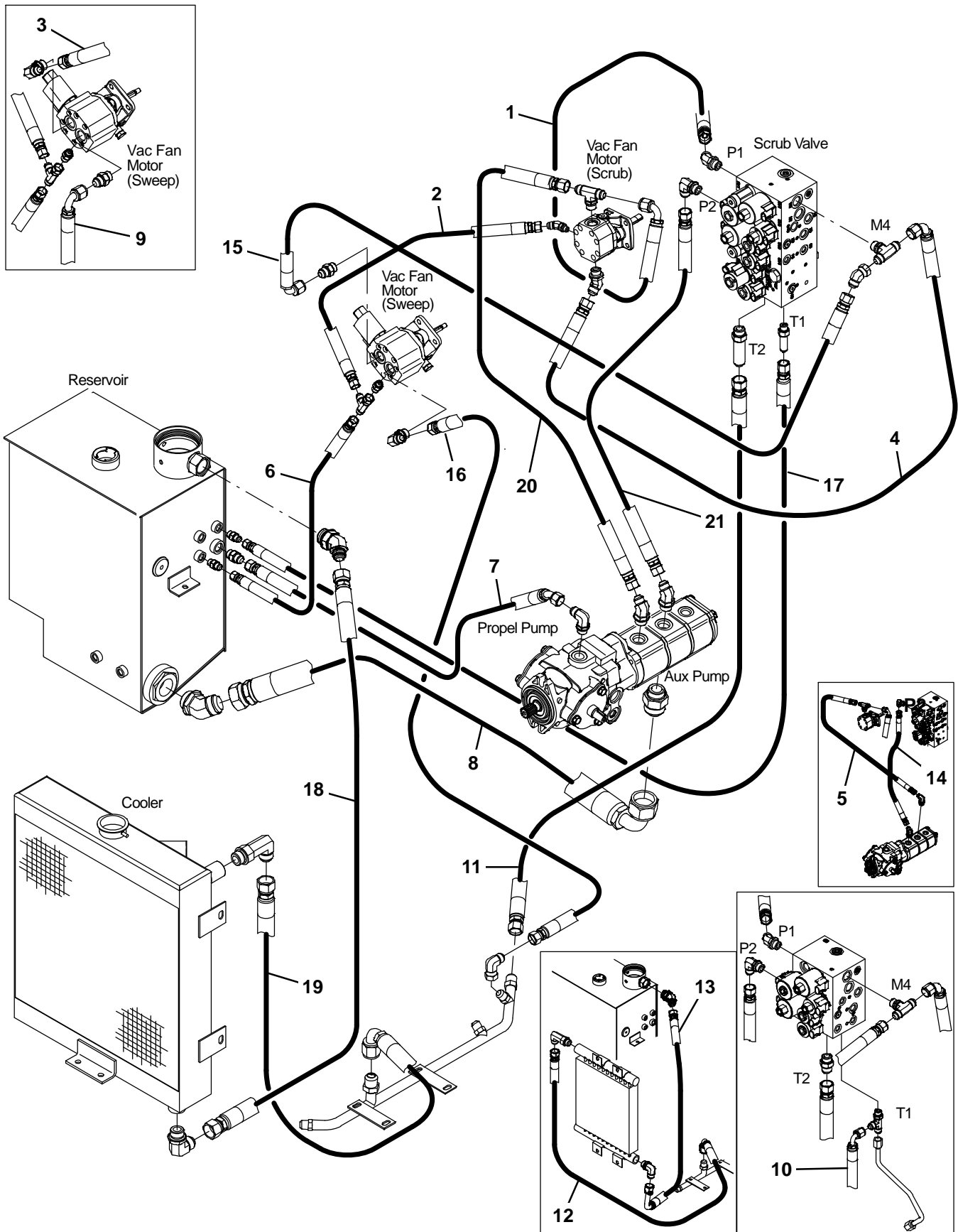


Fig. 76 – Hydraulic Hose Group, Pump and Vacuum Fans

Ref.	Part No.	Serial Number	Description	Qty.
1	71741	(0000–) Hose, Hyd, Tc08, Jf08e90/Jf08str, 046.0	1
2	361044	(0000–) Hose, Hyd, Med06, Jf06str/Jf06str, 018.0	1
3	381862	(0000–0039) Hose, Hyd, Tc08, Jf08str/Jf08str, 024.0	1
4	396255	(0000–) Hose, Hyd, Tc08, Jf08str/Jf08e90, 031.0	1
5	1026645	(0000–0270) Hose, Hyd, Tc08, Jf08e45/Jf08str, 26.0	1
6	16431	(0000–) Hose, Hyd, Med06, Jf06str/Jf06str, 022.0	1
7	1023607	(0000–) Hose, Hyd, Med08, Jf08str /Jf08e45, 21.0	1
8	1036710	(0000–) Hose, Hyd, Suc20, Jf20str/Jf20e90, 030.0	1
9	396266	(0000–0039) Hose, Hyd, Med08, Jf08e90/Jf08str, 031.0	1
10	71735	(0000–0131) Hose, Hyd, Med06, Jf06e90/Jf06str, 042.0	1
11	1025547	(0000–0131) Hose, Hyd, Med10, Jf10str/Jf10str, 41.0	1
11	1040655	(0132–) Hose, Hyd, Med10, Jf10str/Jf10str, 36.0	1
12	396438	(0000–0195) Hose, Hyd, Tc12, Jf12e90/Jf12str, 044.0	1
13	1023487	(0000–0195) Hose, Hyd, Med12, Jf12e90/Jf12str, 50.0	1
14	1023606	(0000–0270) Hose, Hyd, Tc08, Jf08str/Jf08str, 21.0	1
15	381858	(0040–0131) Hose, Hyd, Tc08, Jf08e90/Jf08str, 024.0	1
15	1040216	(0132–0499) Hose, Hyd, Tc08, Jf08e90/Jf08str, 029.0	1
15	71741	(0500–) Hose, Hyd, Tc08, Jf08e90/Jf08str, 046.0	1
16	1036945	(0040–) Hose, Hyd, Tc08, Jf08str/Jf08str, 031.0	1
17	71556	(0132–) Hose, Hyd, Med06, Jf06str/Jf06str, 042.0	1
18	1050437	(0196–0499) Hose, Hyd, Med12, Jf12str/Jf12str, 052.0	1
18	1028145	(0500–) Hose, Hyd, Med12, Jf12str/Jf12str, 066.0	1
19	1050436	(0196–) Hose, Hyd, Med12, Jf12e90/Jf12str, 029.0	1
20	1026645	(0271–) Hose, Hyd, Tc08, Jf08E45/Jf08Str, 026.0	1
21	1023606	(0271–) Hose, Hyd, Tc08, Jf08Str/Jf08Str, 021.0	1

Fig. 77 – Hydraulic Hose Group, Brush and Hopper

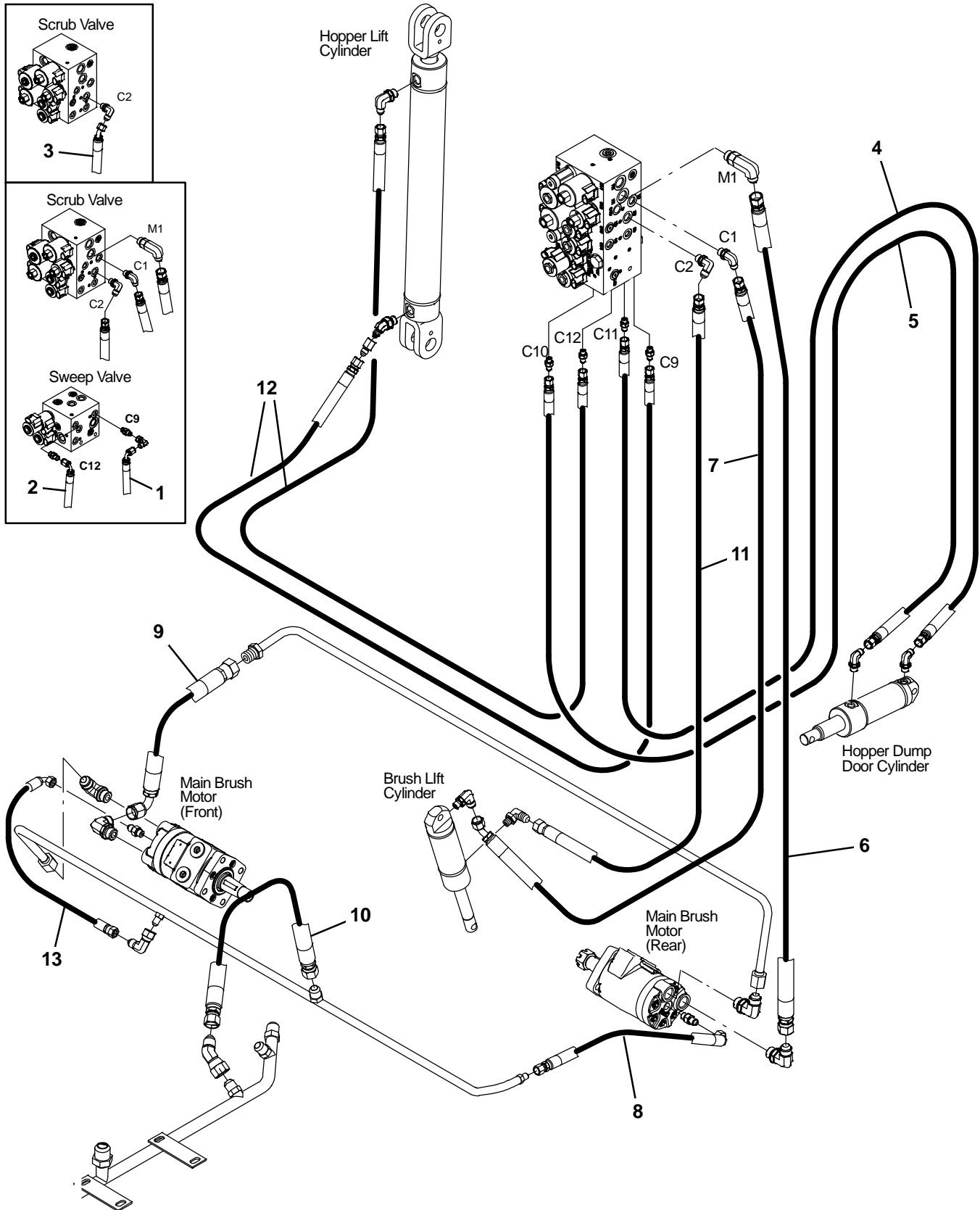


Fig. 77 – Hydraulic Hose Group, Brush and Hopper

Ref.	Part No.	Serial Number	Description	Qty.
1	1027320	(0000-0131) Hose, Hyd, Tc04, Jf04str /Jf04e90, 88.0	1
2	1027321	(0000-0131) Hose, Hyd, Tc04, Jf04str /Jf04e90, 70.0	1
3	1025548	(0000-0039) Hose, Hyd, Tc06, Jf06str /Jf06e45, 54.0	1
4	1026733	(0000-0131) Hose, Hyd, Spcl, Jf04str/Jf04str, 115.0	1
4	1042775	(0132-) Hose, Hyd, Spcl, Jf04str/Jf04str, 133.0	1
5	1024688	(0000-0131) Hose, Hyd, Spcl, Jf04str/Jf04str, 121.0	1
5	1042776	(0132-) Hose, Hyd, Spcl, Jf04str/Jf04str, 127.0	1
6	1024764	(0000-) Hose, Hyd, Tc08, Jf08str/Jf08str, 48.0	1
7	1023769	(0000-) Hose, Hyd, Tc06, Jf06str /Jf06e45, 56.0	1
8	57946	(0000-) Hose, Hyd, Med04, Jf04e90/Jf04str, 016.0	1
9	1025544	(0000-) Hose, Hyd, Tc08, Jf08e90/Jf08str, 13.0	1
10	51754	(0000-) Hose, Hyd, Med08, Jf08str/Jf08str, 022.0	1
11	1036939	(0040-) Hose, Hyd, Tc06, Jf06str/Jf06str, 054.0	1
12	1040628	(0132-) Hose, Hyd, Tc04, Jf04str/Jf04str, 96.0	2
13	387281	(0202-) Hose, Hyd, Tc04, Jf04e90/Jf04str, 020.0	1

Fig. 78 – Hydraulic Hose Group, Squeegee Lift

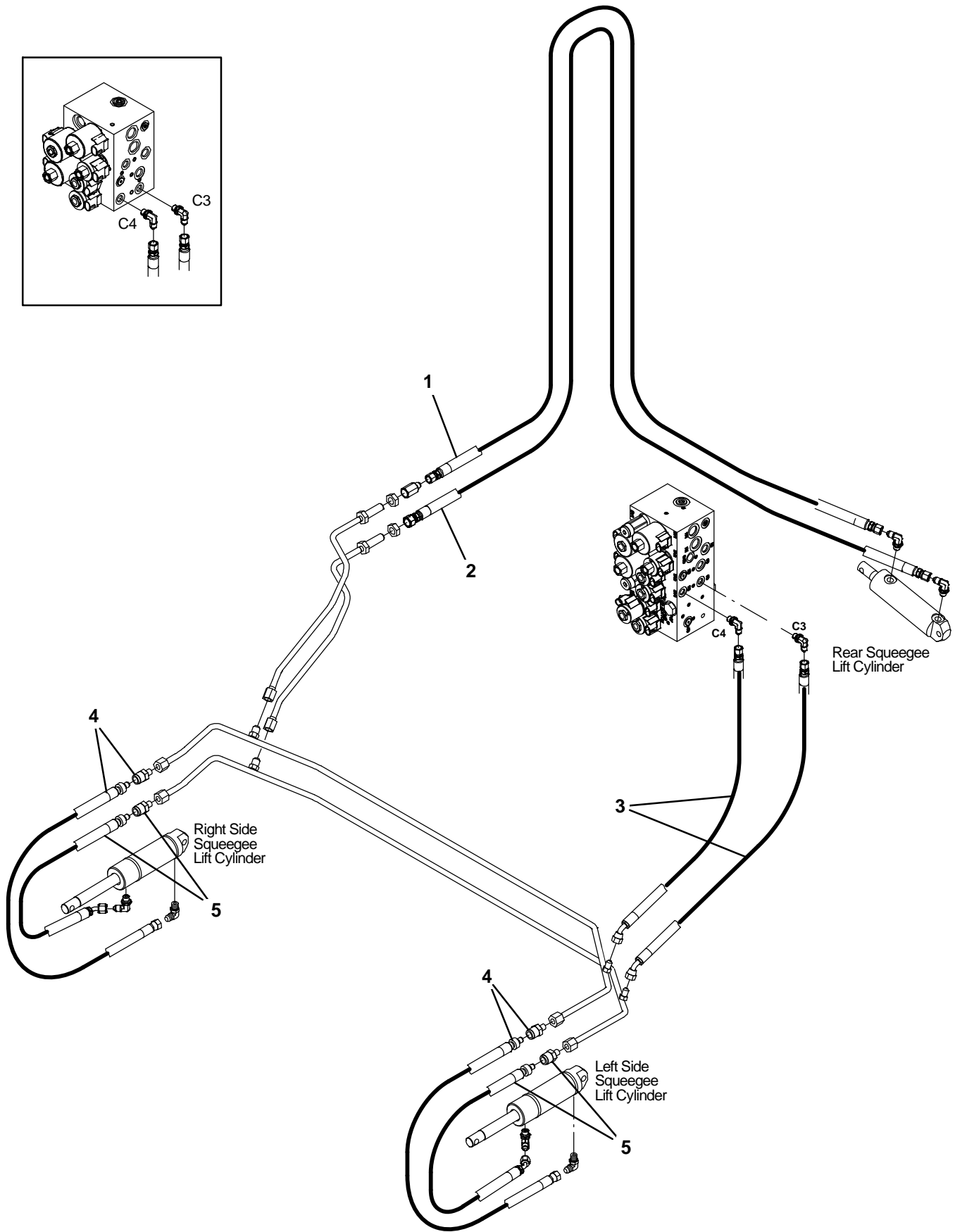


Fig. 78 – Hydraulic Hose Group, Squeegee Lift

Ref.	Part No.	Serial Number	Description	Qty.
1	1024688	(0000–) Hose, Hyd, Spcl, Jf04str/Jf04str, 121.0	1
2	1025551	(0000–) Hose, Hyd, Spcl, Jf04str/Jf06str, 125.0	1
3	1030709	(0000–) Hose, Hyd, Tc 04, Jf04str /Jf04e45 , 35.0	2
4	1045759	(xxxx–) Hose, Hyd, Tco4, Jf04Str/Qm06, 028.0	2
4	1037042	(0000–xxxx) Hose, Hyd, Tc04, Jf04e45/Qm06, 028.0	2
5	1037053	(0000–) Hose, Hyd, Tc04, Jf04e45/Qm06, 026.0	2

Fig. 79 – Hydraulic Pumps Group

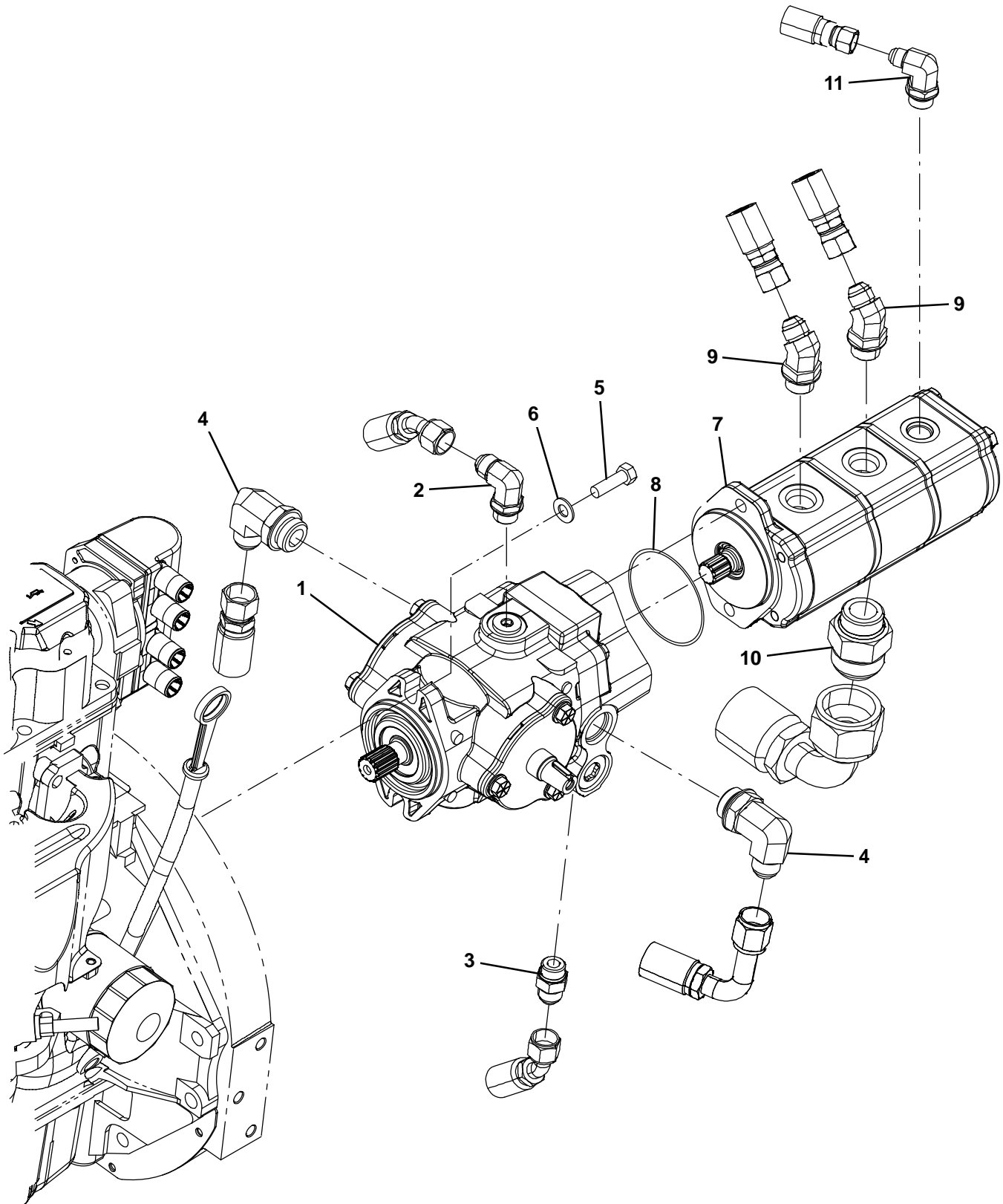


Fig. 79 – Hydraulic Pumps Group

Ref.	Part No.	Serial Number	Description	Qty.
1	1024251	(0000–) Pump, Hyd, Piston, Var, 1.24 4000, Cw (See Breakdowns)	1
2	44868	(0000–) Fitting, Hyd, E90, Jm08/Om08	1
3	44869	(0000–) Fitting, Hyd, Str, Jm08/Om08	1
4	53076	(0000–) Fitting, Hyd, E90, Jm10/Om12	2
5	21198	(0000–) Screw, Hex, .38–16 X 1.25, 5	22
6	32485	(0000–) Washer, Flat, 0.38 Sae	2
7	9007142	(0000–) Pump Kit, Mtg, Aux, Ci [M20 & T20]	1
8	65145–1	(0000–) Seal, Org, .069 X 3.06id	11
9	47513	(0000–) Fitting, Hyd, E45, Jm08/Om10	2
10	67811	(0000–) Fitting, Hyd, Str, Jm20/Om16	1
11	47512	(0000–) Fitting, Hyd, E90, Jm06/Om08	1

Fig. 80 – Hydraulic Cooler and Tubes Group

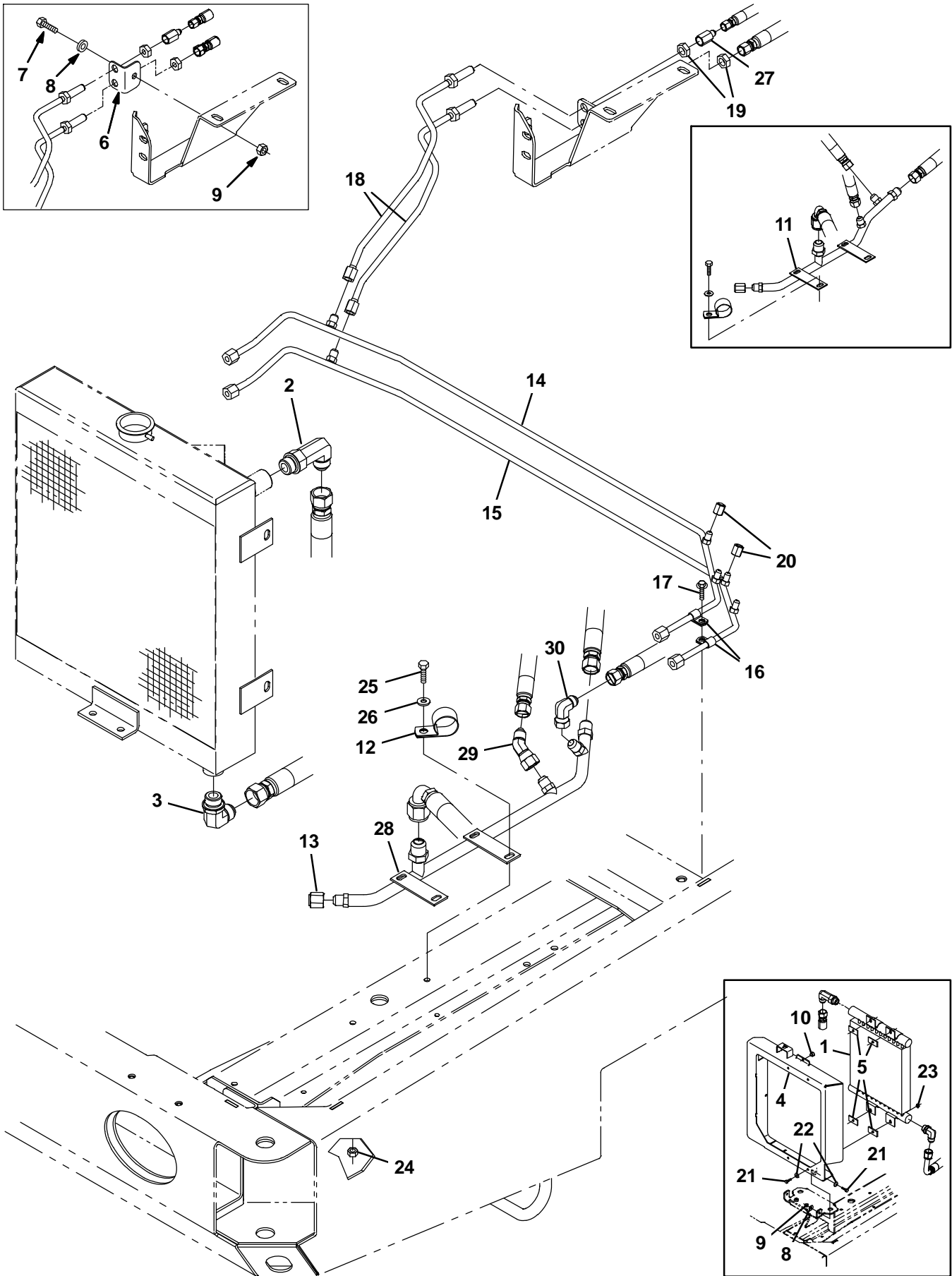


Fig. 80 – Hydraulic Cooler and Tubes Group

Ref.	Part No.	Serial Number	Description	Qty.
1	13698	(0000-0195) Cooler, Hyd, 25gpm 325btu Of12 13x12x2	1
2	46481	(0000-) Fitting, Hyd, E90, Jm12/Om12	1
3	62471	(0000-) Fitting, Hyd, E90, Jm12/Om12, L	1
4	1026319	(0000-0195) Bracket Wldt, Cooler, Hyd Fluid	1
5	1040318	(0000-0195) Pad, Tank, Hyd [W/Psa]	4
6	1026647	(0000-xxxx) Angle, Mtg, Stl, .12 1.6 1.6 02.2l	1
7	39283	(0000-xxxx) Screw, Hex, M10 X 1.5 X 25, 8.8	1
8	32492	(0000-xxxx) Washer, Flat, 0.38 Std	1
9	41430	(0000-xxxx) Nut, Hex, Lock, M10 X 1.5, NI	1
10	51787	(0000-0195) Bumper, Rbr, 0.6d 0.34t .3d Tip	1
11	1036959	(0000-0499) Tube, Hyd, Main Return	1
12	53466	(0000-) Clamp, Cable, Stl, 1.50d X 1.00w, 1h	1
13	60090	(0000-) Fitting, Hyd, Cap, Jf08	1
14	1028821	(0000-) Tube, Hyd, Sqge	1
15	1028822	(0000-) Tube, Hyd, Sqge	1
16	40678	(0000-) Clamp, Cable, Stl, 0.44d X 0.62w, 1h	2
17	74455	(0000-) Screw, Hex, M6 X 1.0 X 12, Fmg	1
18	1028823	(0000-) Tube, Hyd, Rear Sqge [M20]	2
19	35904	(0000-) Nut, Ftg, Hyd, 0.56-18	2
20	50161	(0000-) Fitting, Hyd, Cap, Jf04	2
21	39277	(0000-0195) Screw, Hex, M8 X 1.25 X 25, 8.8	8
22	32491	(0000-0195) Washer, Flat, 0.31, Std	8
23	07791	(0000-0195) Nut, Hex, Fng, M8 X 1.25	8
24	41430	(0000-) Nut, Hex, Lock, M10 X 1.5, NI	2
25	39277	(0000-) Screw, Hex, M8 X 1.25 X 25, 8.8	2
26	32491	(0000-) Washer, Flat, 0.31, Std	2
27	47752	(0000-) Fitting, Hyd, Str, Jf06/Jm04	1
28	1071173	(0500-) Tube, Hyd, Main Return [G/Lp Mit2013]	1
29	07797	(0500-) Fitting, Hyd, E45, Jf08/Jm08	1
30	17980	(0500-) Fitting, Hyd, E90, Jf08/Jm08	1

Fig. 81 – Hydraulic Reservoir Group

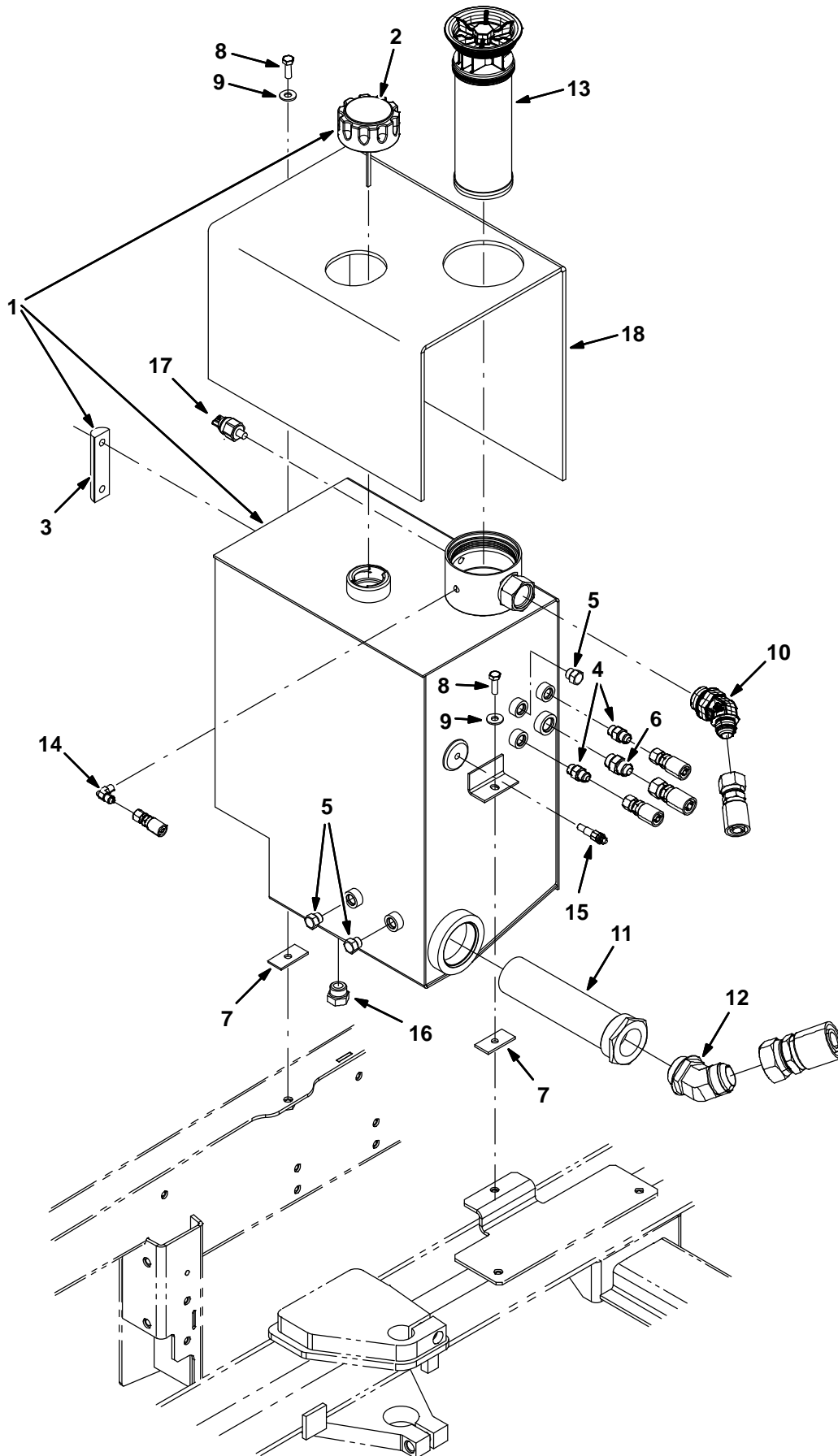


Fig. 81 – Hydraulic Reservoir Group

	Ref.	Part No.	Serial Number	Description	Qty.
▽	1	9002398	(0000–) Reservoir, Hyd, 10.0Gal, Replmt	1
▲	2	25122	(0000–) Cap, Breather, Hyd, 2.4 Ds	1
▲	3	65215	(0000–) Gauge, Sensing, Level	1
	4	56690	(0000–) Fitting, Hyd, Str, Jm06/Om06	2
	5	46482	(0000–) Fitting, Hyd, Plug, Om06	3
	6	44869	(0000–) Fitting, Hyd, Str, Jm08/Om08	1
	7	1040318	(0000–) Pad, Tank, Hyd [W/Psa]	2
	8	39277	(0000–) Screw, Hex, M8 X 1.25 X 25, 8.8	2
	9	32491	(0000–) Washer, Flat, 0.31 Std	2
	10	1023545	(0000–) Fitting, Hyd, E45, Jm12/Om16	1
	11	31613	(0000–) Strainer, Hyd, 25gpm 100mesh Psi	1
	12	71726	(0000–) Fitting, Hyd, E45, Jm20/Om20	1
	13	1021579	(0000–) Filter Assy [Pt4 936498]	1
	14	55455	(0000–) Fitting, Hyd, E90, Jm04/Pm02	1
	15	58592	(0000–) Send–Unit, Water, Temp, 04npt 113oh/195d	1
	16	40362	(0000–) Fitting, Hyd, Plug, Om10	1
	17	1025133	(0000–) Switch, Press, hyd, 18–24psi, Spst, No	1
	18	1034878	(0000–) Insulation, Thermal, Hydraulic Blanket	1

Fig. 82 – Hydraulic Valves Group (0000-0131)

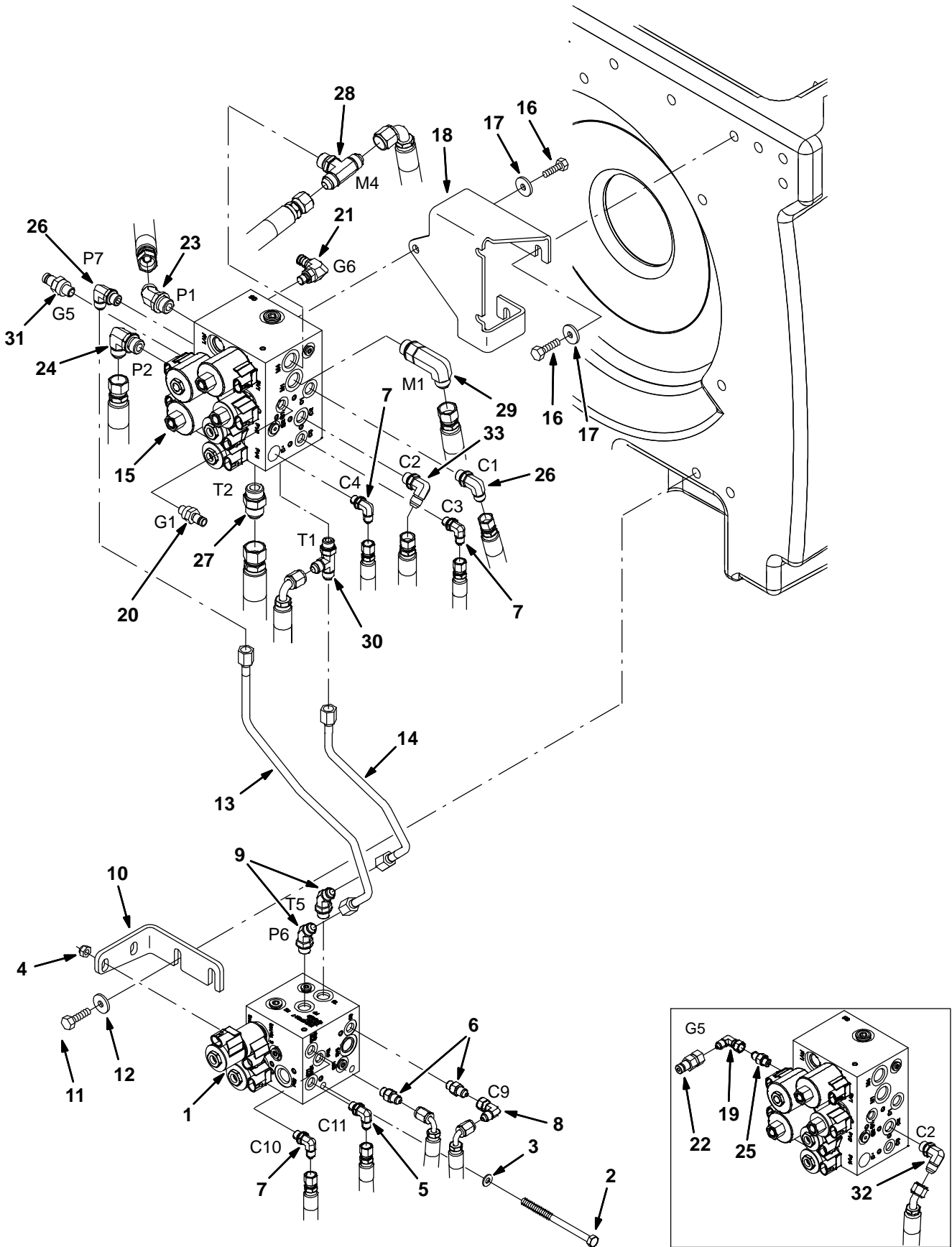


Fig. 82 – Hydraulic Valves Group (0000–0131)

Ref.	Part No.	Serial Number	Description	Qty.
1	1018936	(0000–0131) Valve, Cntrl, Hyd [M20] (See Breakdowns)	1
2	49883	(0000–0131) Screw, Hex, M8 X 1.25 X 120, 8.8, FI	2
3	32491	(0000–0131) Washer, Flat, 0.31, Std	2
4	08709	(0000–0131) Nut, Hex, Lock, M8 X 1.25, NI	2
5	77097	(0000–0131) Fitting, Hyd, E90, Jm04/Om04	2
6	55586	(0000–0131) Fitting, Hyd, Str, Jm04/Om04	2
7	77097	(0000–0131) Fitting, Hyd, E90, Jm04/Om04	2
8	39210	(0000–0131) Fitting, Hyd, E90, Jf04/Jm04	1
9	47522	(0000–0131) Fitting, Hyd, E45, Jm06/Om06	2
10	1020708	(0000–0131) Bracket, Mtg, Valve, Hyd, Swp	1
11	09740	(0000–0131) Screw, Hex, M8 X 1.25 X 20, Ss	2
12	1017218	(0000–0131) Washer, Flat, 0.32b 1.00d .12, Ss	2
13	1022482	(0000–0131) Tube, Hyd, Swp	1
14	1022484	(0000–0131) Tube, Hyd, Swp	1
15	1020394	(0000–0131) Valve, Cntrl, Hyd (See Breakdowns)	1
16	09740	(0000–0131) Screw, Hex, M8 X 1.25 X 20, Ss	6
17	1017218	(0000–0131) Washer, Flat, 0.32b 1.00d .12, Ss	6
18	1021991	(0000–0131) Bracket, Mtg, Valve, Hyd, Scb	1
19	39210	(0000–0003) Fitting, Hyd, E90, Jf04/Jm04	1
20	395973	(0000–0131) Fitting, Hyd, Str, Om04/Qm04	1
21	395974	(0000–0131) Fitting, Hyd, E90, Om04/Qm04	1
22	396476	(0000–0003) Fitting, Hyd, Str, Jf04/Qm04	1
23	42226	(0000–0131) Fitting, Hyd, E45, Jm08/Om08	1
24	44868	(0000–0131) Fitting, Hyd, E90, Jm08/Om08	1
25	55586	(0000–0003) Fitting, Hyd, Str, Jm04/Om04	1
26	56820	(0000–0131) Fitting, Hyd, E90, Jm06/Om06	2
27	46480	(0000–0131) Fitting, Hyd, Str, Jm10/Om10	1
28	49933	(0000–0131) Fitting, Hyd, Tee, Jm08/Jm08/Om08, Br	1
29	69173	(0000–0131) Fitting, Hyd, E90, Jm08/Om08, L	1
30	76316	(0000–0131) Fitting, Hyd, Tee, Jm06/Jm06/Om06, Run	1
31	395973	(0004–0131) Fitting, Hyd, Str, Om04/Qm04	1
32	56820	(0000–0039) Fitting, Hyd, E90, Jm06/Om06	1
33	71727	(0040–0131) Fitting, Hyd, E90, Jm06/Om06, L	1

Fig. 83 – Hydraulic Valve Group (0132-)

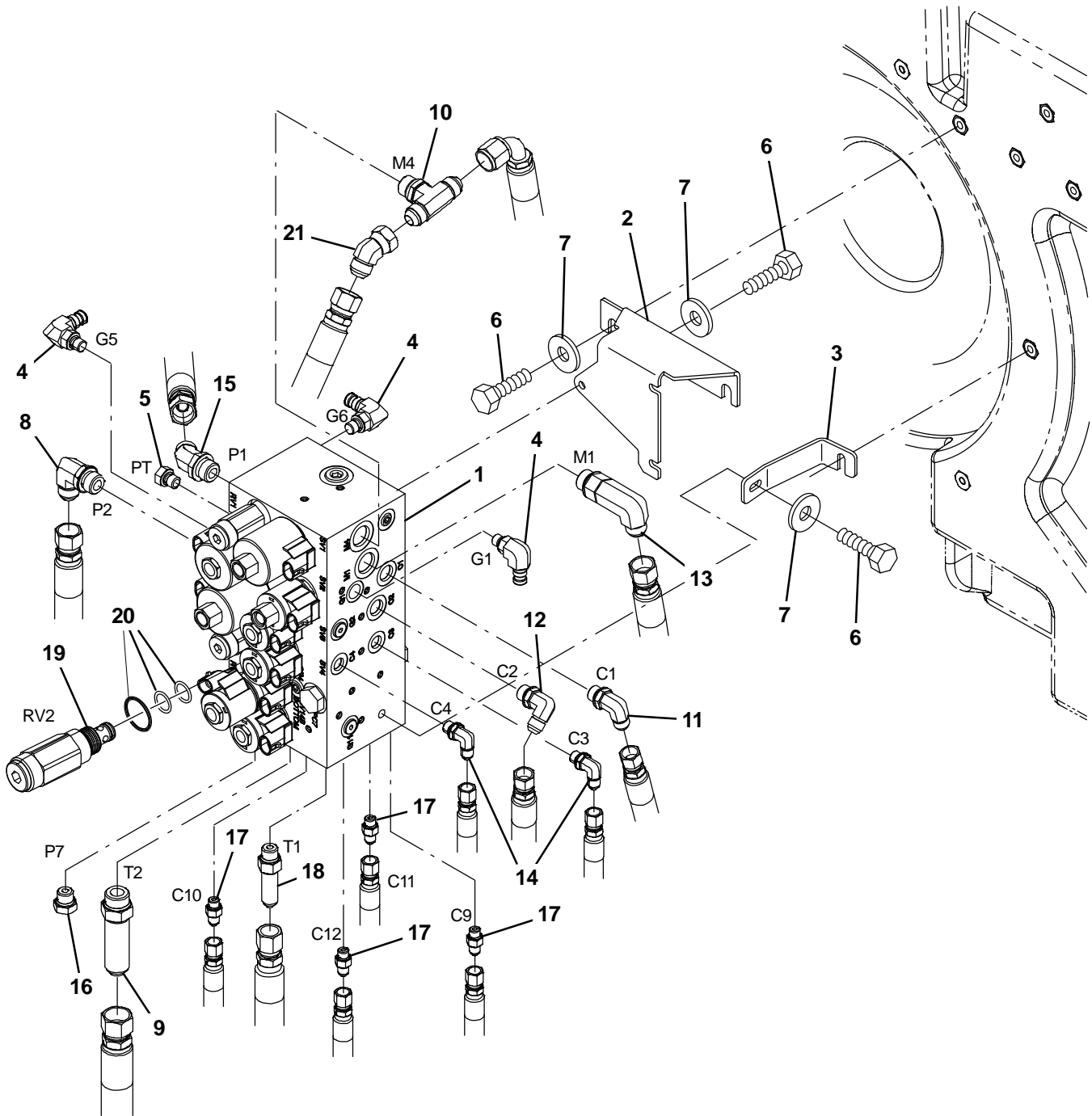
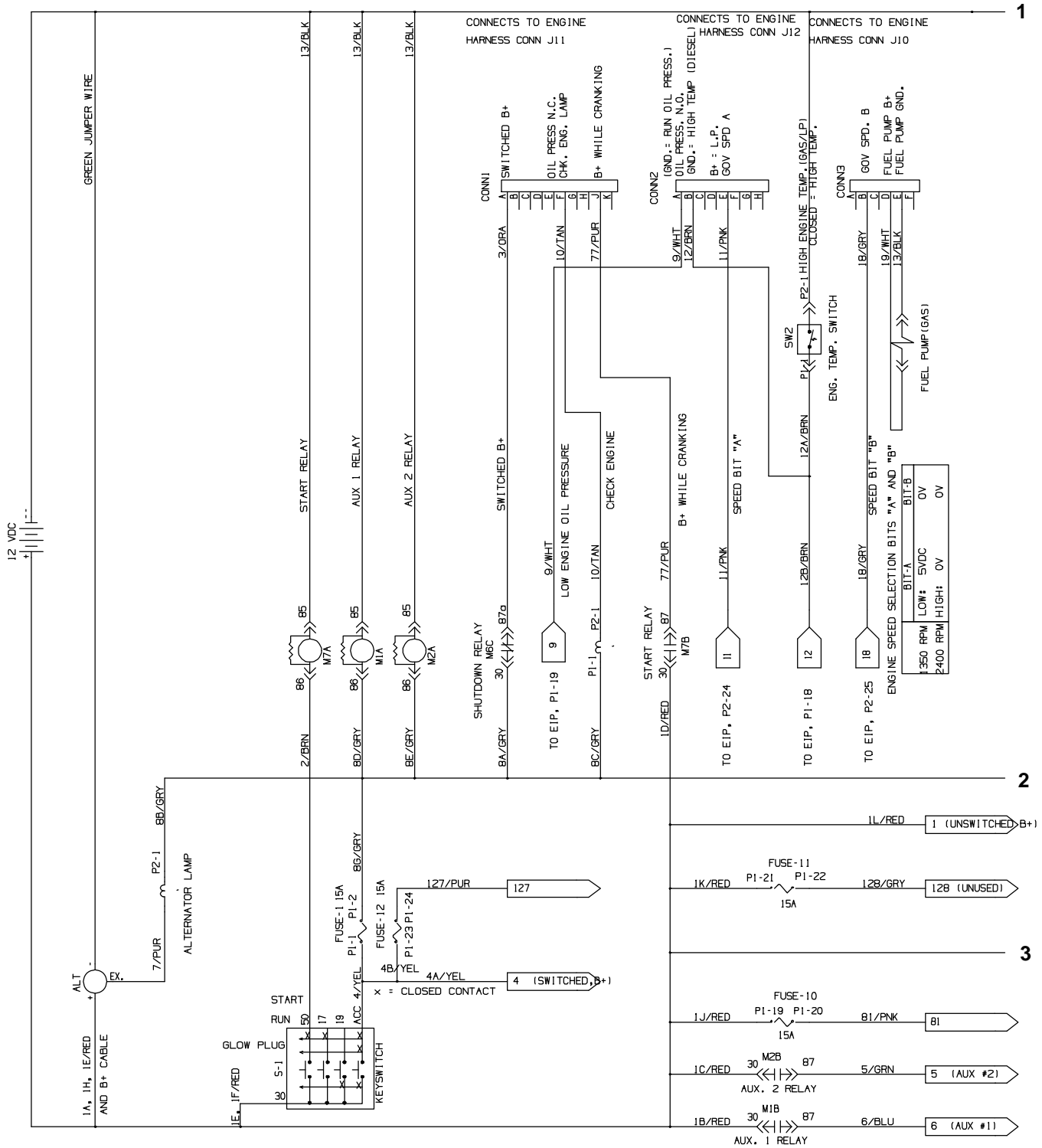


Fig. 83 – Hydraulic Valve Group (0132–)

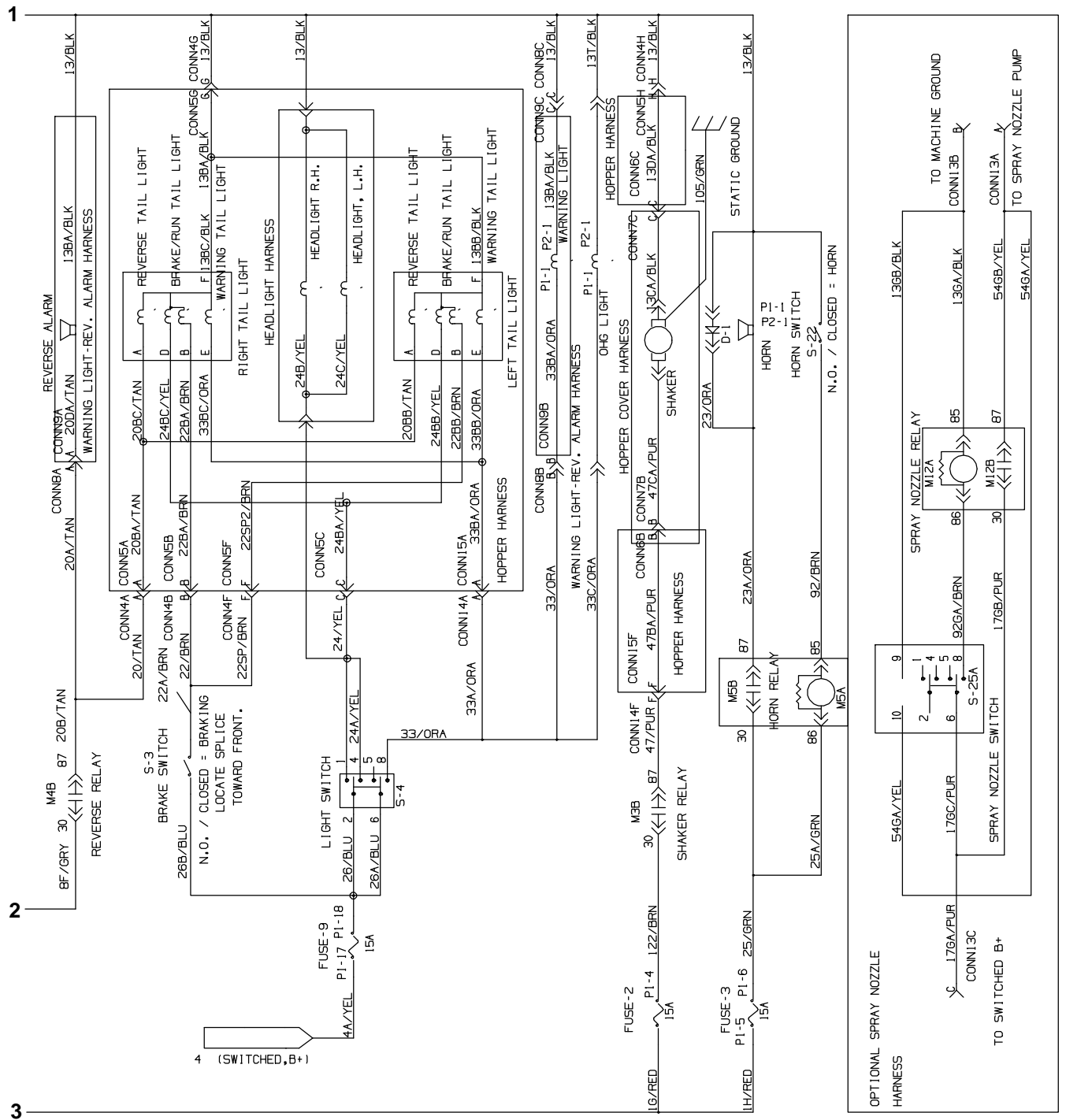
Ref.	Part No.	Serial Number	Description	Qty.
1	1038566	(0132–)	Valve, Hyd, Solenoid, 12vdc (See Breakdowns)	1
2	1039789	(0132–)	Bracket, Mtg, Valve [Combined]	1
3	1040117	(0132–)	Bracket, Mtg, Valve, Lower	1
4	395974	(0132–)	Fitting, Hyd, E90, Om04/Qm04	3
5	33812	(0132–)	Fitting, Hyd, Plug, Om04	1
6	09740	(0132–)	Screw, Hex, M8 X 1.25 X 20, Ss	8
7	1017218	(0132–)	Washer, Flat, 0.32b 1.00d .12, Ss	8
8	69173	(0132–)	Fitting, Hyd, E90, Jm08/Om08, Long	1
9	1040876	(0132–)	Fitting, Hyd, Str, Jm10/Om10, Long	1
10	49933	(0132–)	Fitting, Hyd, Tee, Jm08/Jm08/Om08, Br	1
11	56820	(0132–)	Fitting, Hyd, E90, Jm06/Om06	1
12	71727	(0132–)	Fitting, Hyd, E90, Jm06/Om06, Long	1
13	69173	(0132–)	Fitting, Hyd, E90, Jm08/Om08, Long	1
14	77097	(0132–)	Fitting, Hyd, E90, Jm04/Om04	2
15	42226	(0132–)	Fitting, Hyd, E45, Jm08/Om08	1
16	46482	(0132–)	Fitting, Hyd, Plug, Om06	1
17	55586	(0132–)	Fitting, Hyd, Str, Jm04/Om04	4
18	59577	(0132–)	Fitting, Hyd, Str, Jm06/Om06, Long	1
19	1044367	(0132–)	Valve, Relief, 0600Psi	1
20	373647	(0132–)	Seal Kit, Cartridge	1
21	07797	(0500–)	Fitting, Hyd, E45, Jf08/Jm08	1

Fig. 84 – Electrical Schematic, GM (0000-0046)



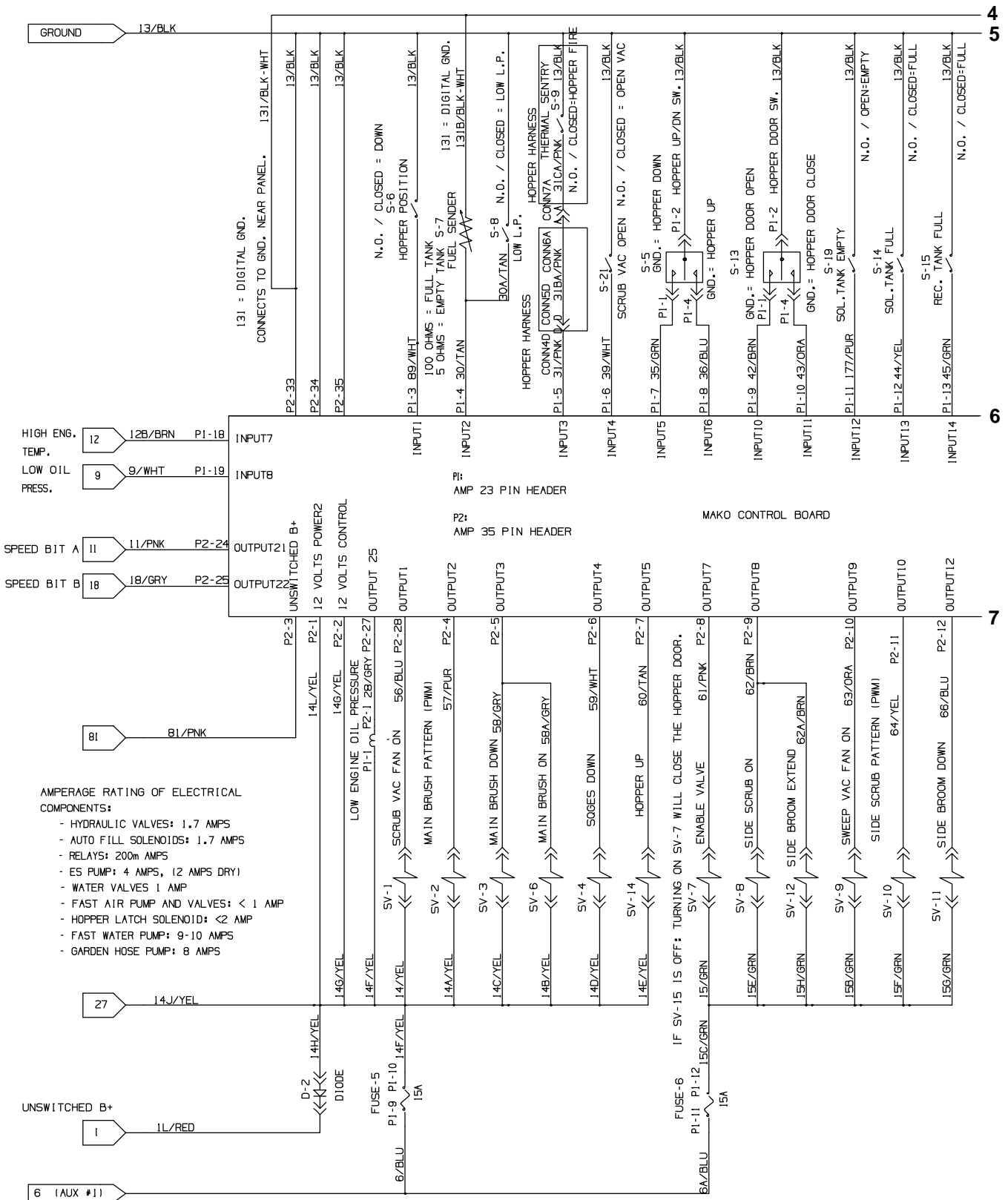
1018547 - 354458

Fig. 84 – Electrical Schematic, GM (0000-0046)



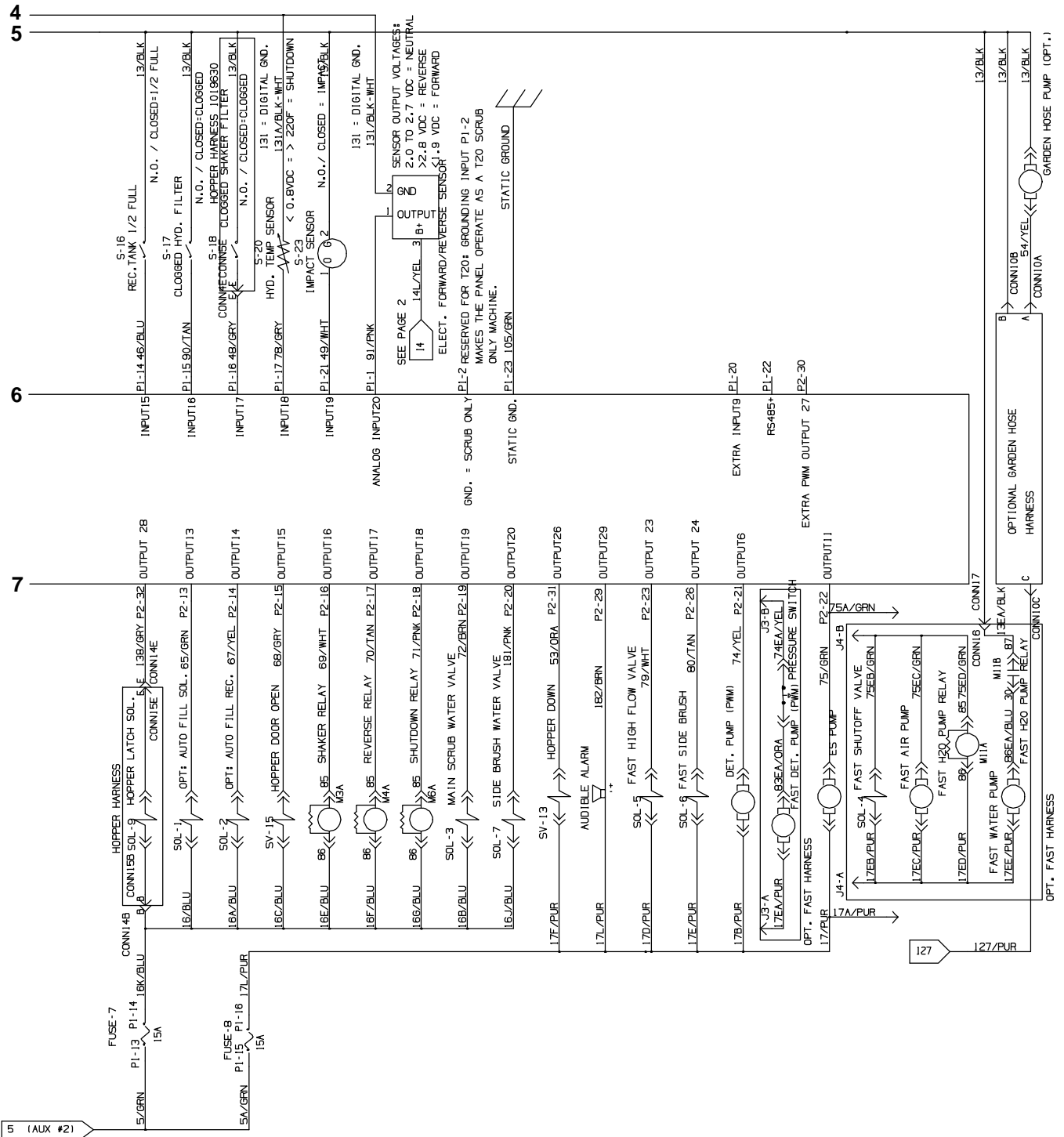
1018547

Fig. 84 – Electrical Schematic, GM (0000-0046)



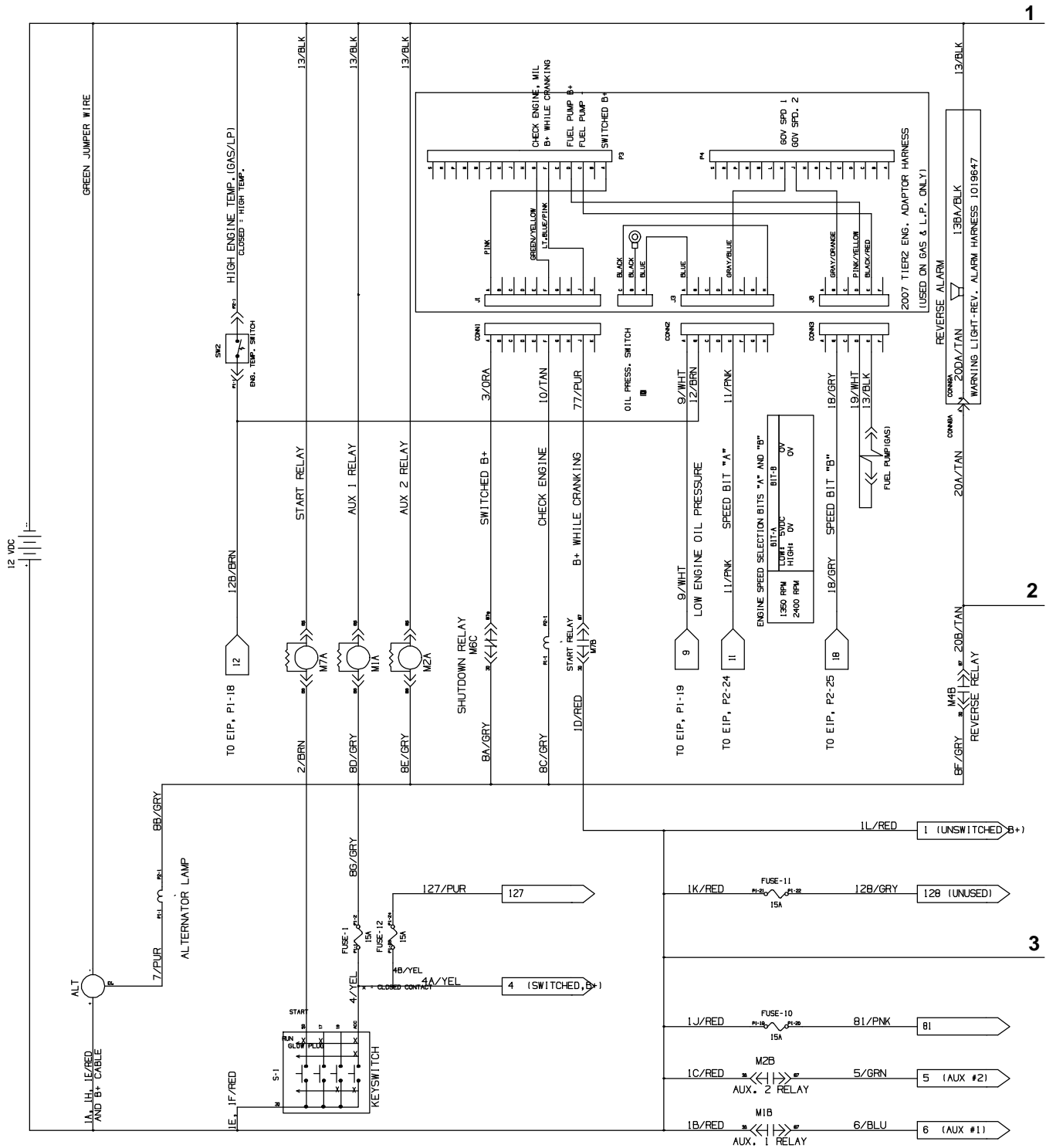
1018547

Fig. 84 – Electrical Schematic, GM (0000-0046)



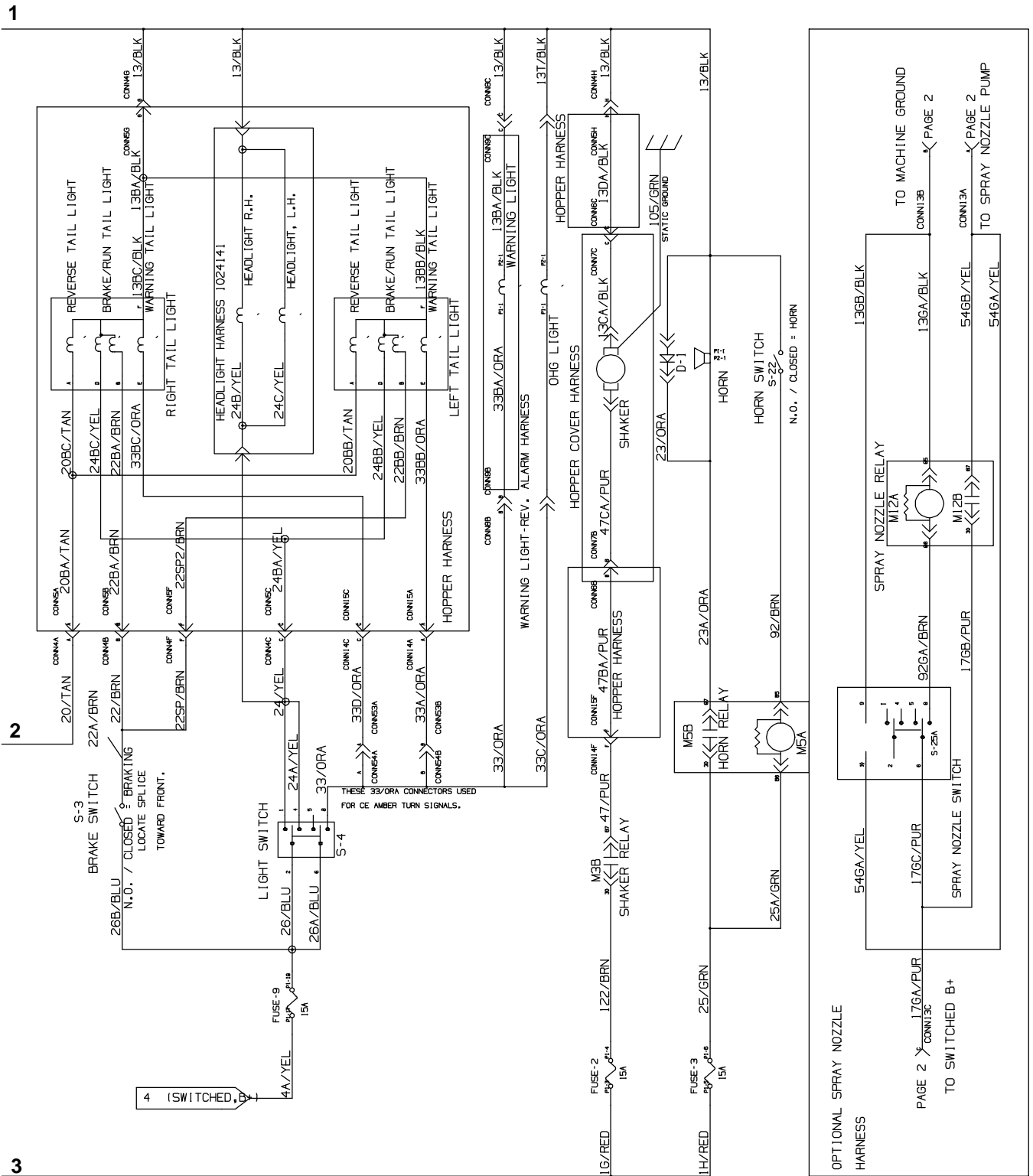
1018547

Fig. 85 – Electrical Schematic, GM (0047-0145)



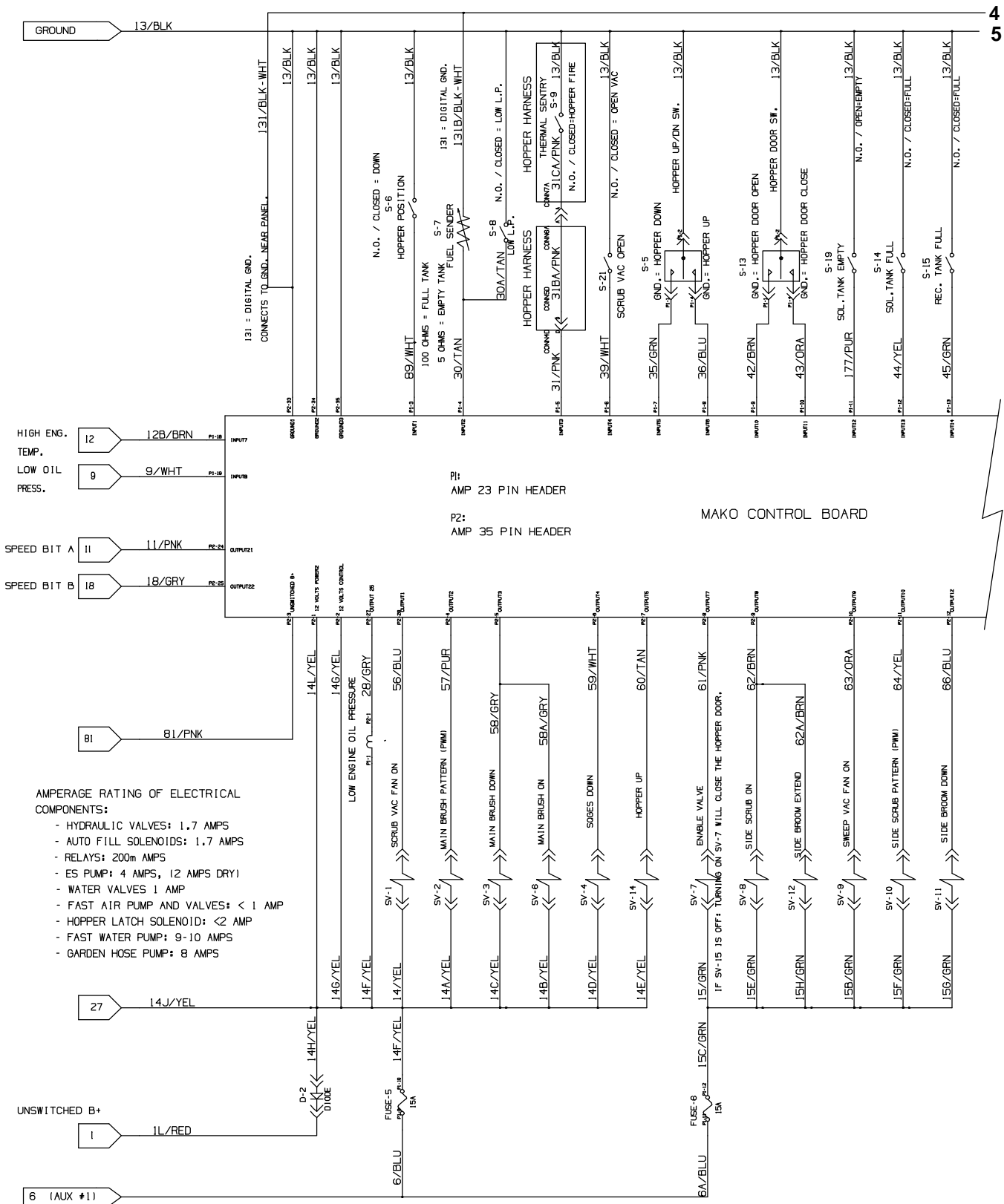
1018547 – 354458

Fig. 85 – Electrical Schematic, GM (0047-0145)



1018547

Fig. 85 – Electrical Schematic, GM (0047-0145)



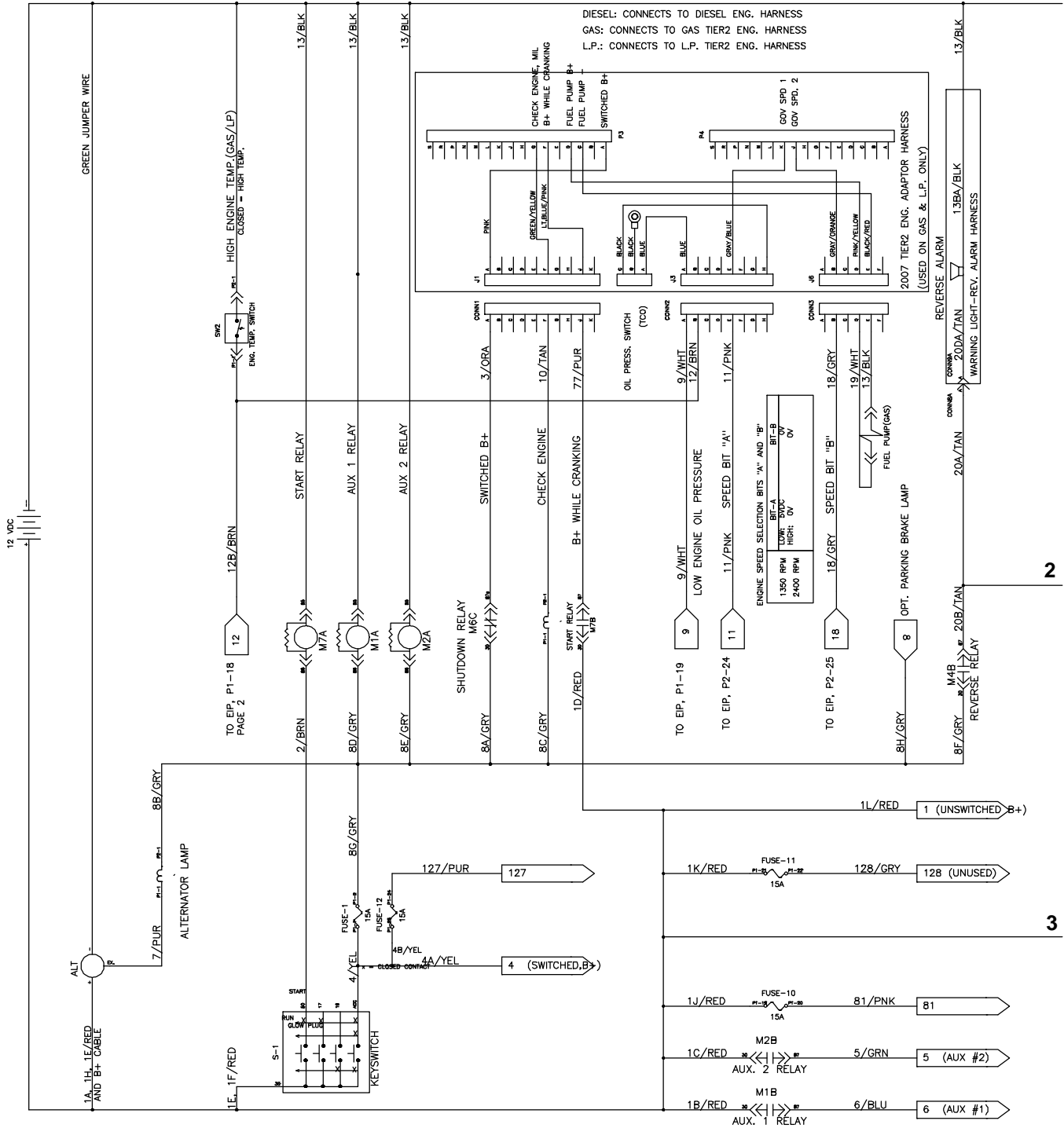
4
5

- AMPERAGE RATING OF ELECTRICAL COMPONENTS:
- HYDRAULIC VALVES: 1.7 AMPS
 - AUTO FILL SOLENOIDS: 1.7 AMPS
 - RELAYS: 200m AMPS
 - ES PUMP: 4 AMPS, (2 AMPS DRY)
 - WATER VALVES 1 AMP
 - FAST AIR PUMP AND VALVES: < 1 AMP
 - HOPPER LATCH SOLENOID: < 2 AMP
 - FAST WATER PUMP: 9-10 AMPS
 - GARDEN HOSE PUMP: 8 AMPS

1018547

Fig. 86 – Electrical Schematic, GM (0145-xxxx)

1

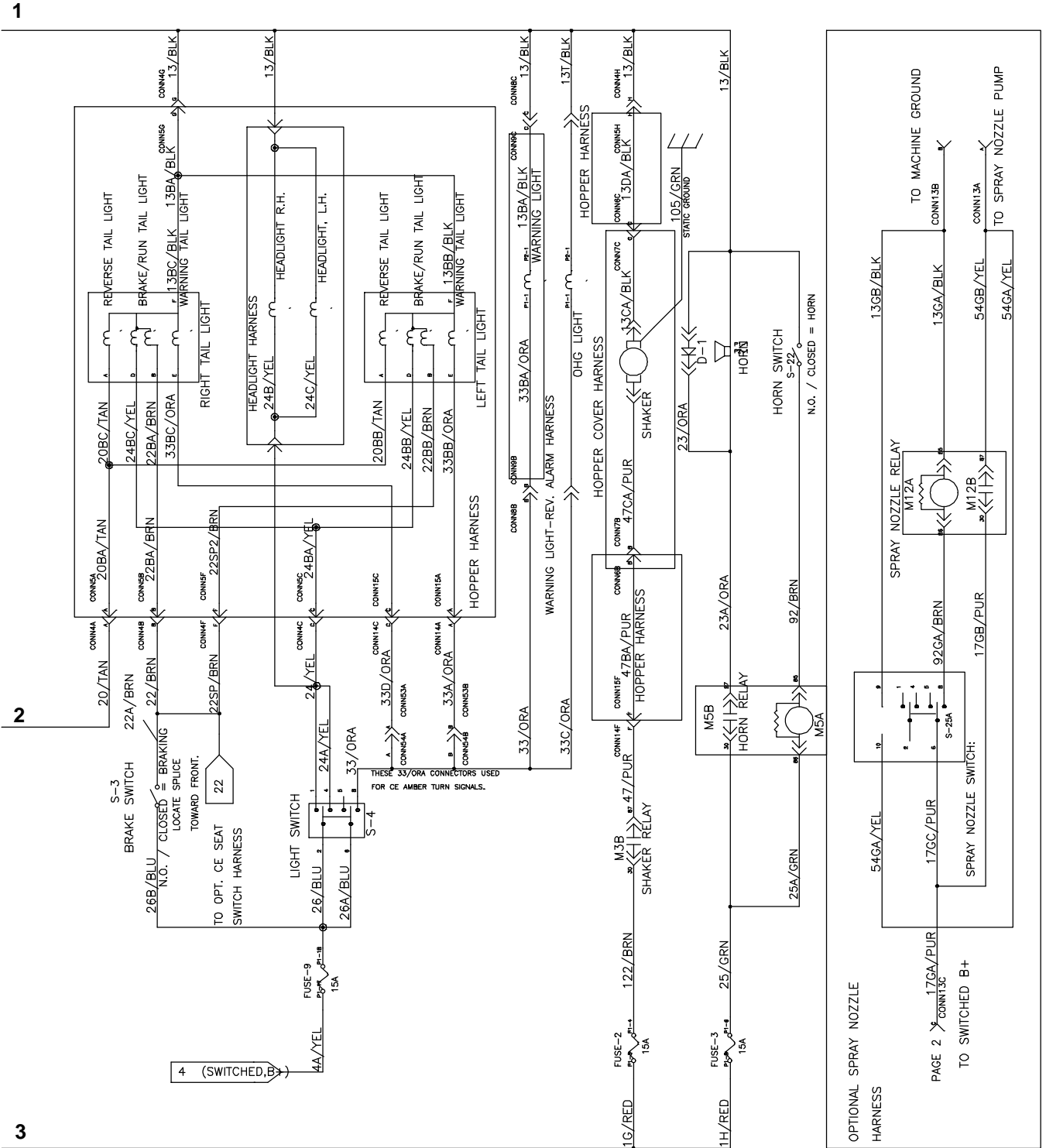


2

3

1018547 - 354458

Fig. 86 – Electrical Schematic, GM (0145-xxxx)

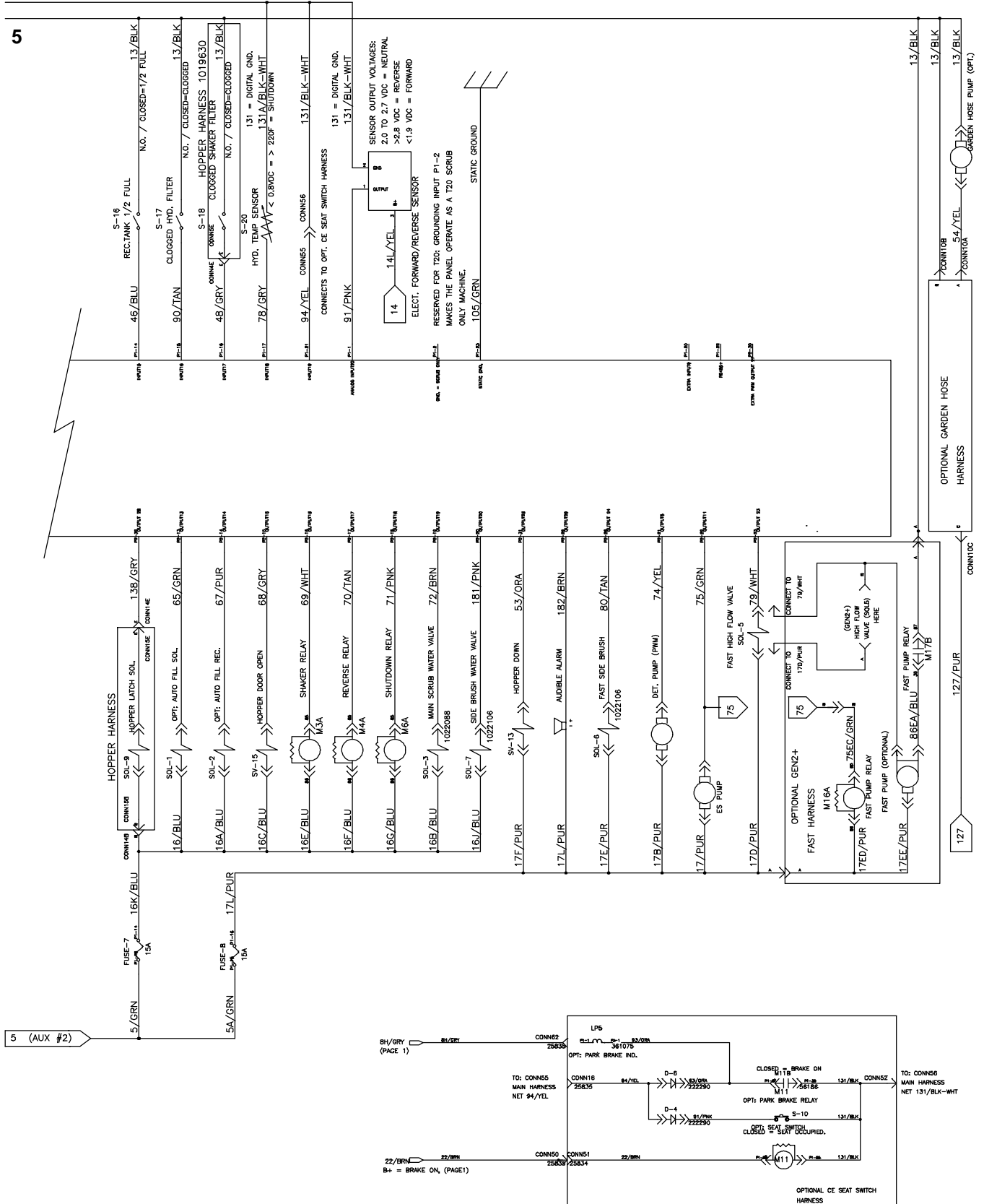


1018547 - 354458

Fig. 86 – Electrical Schematic, GM (0145–xxxx)

4

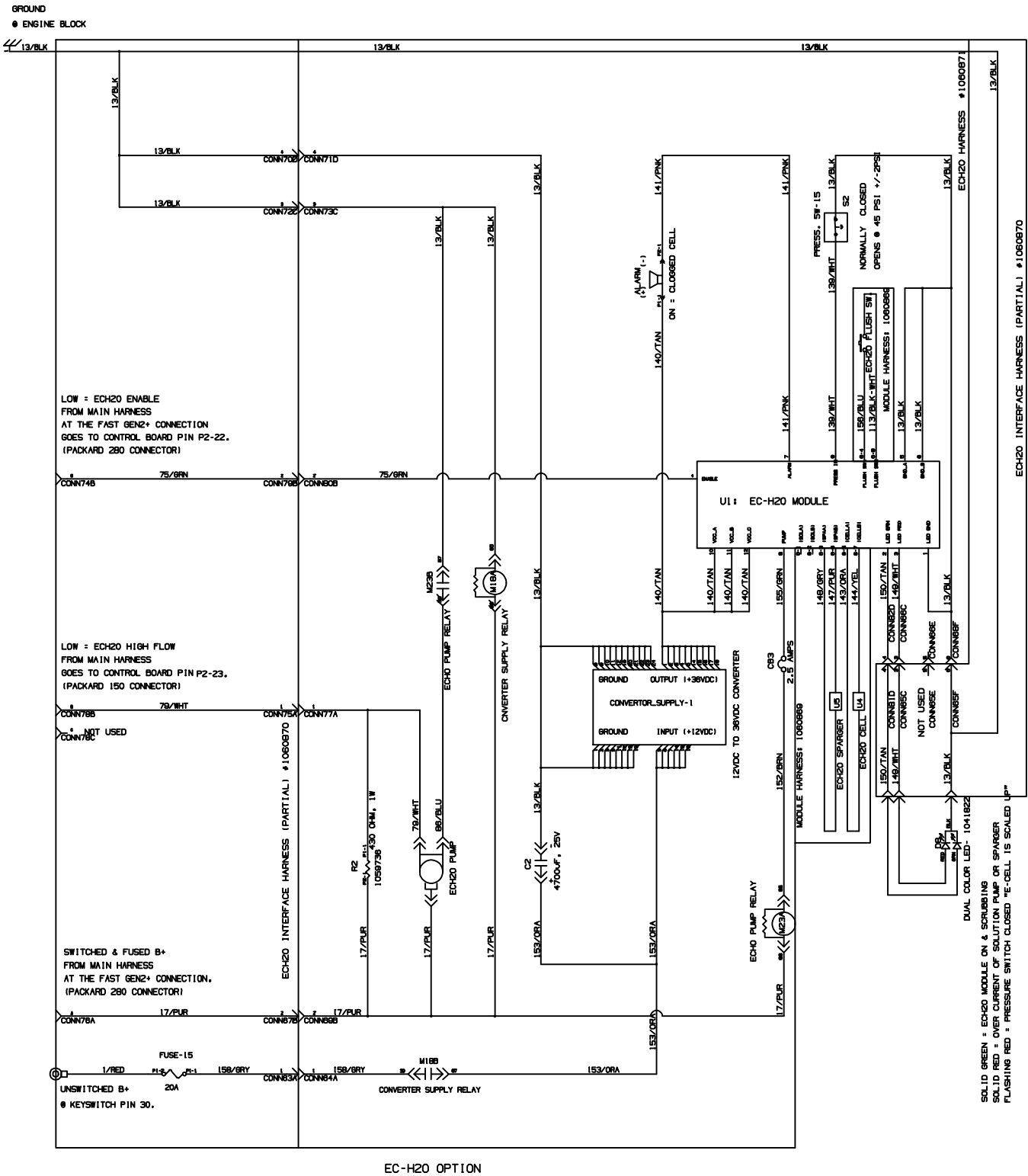
5



1018547 – 354458

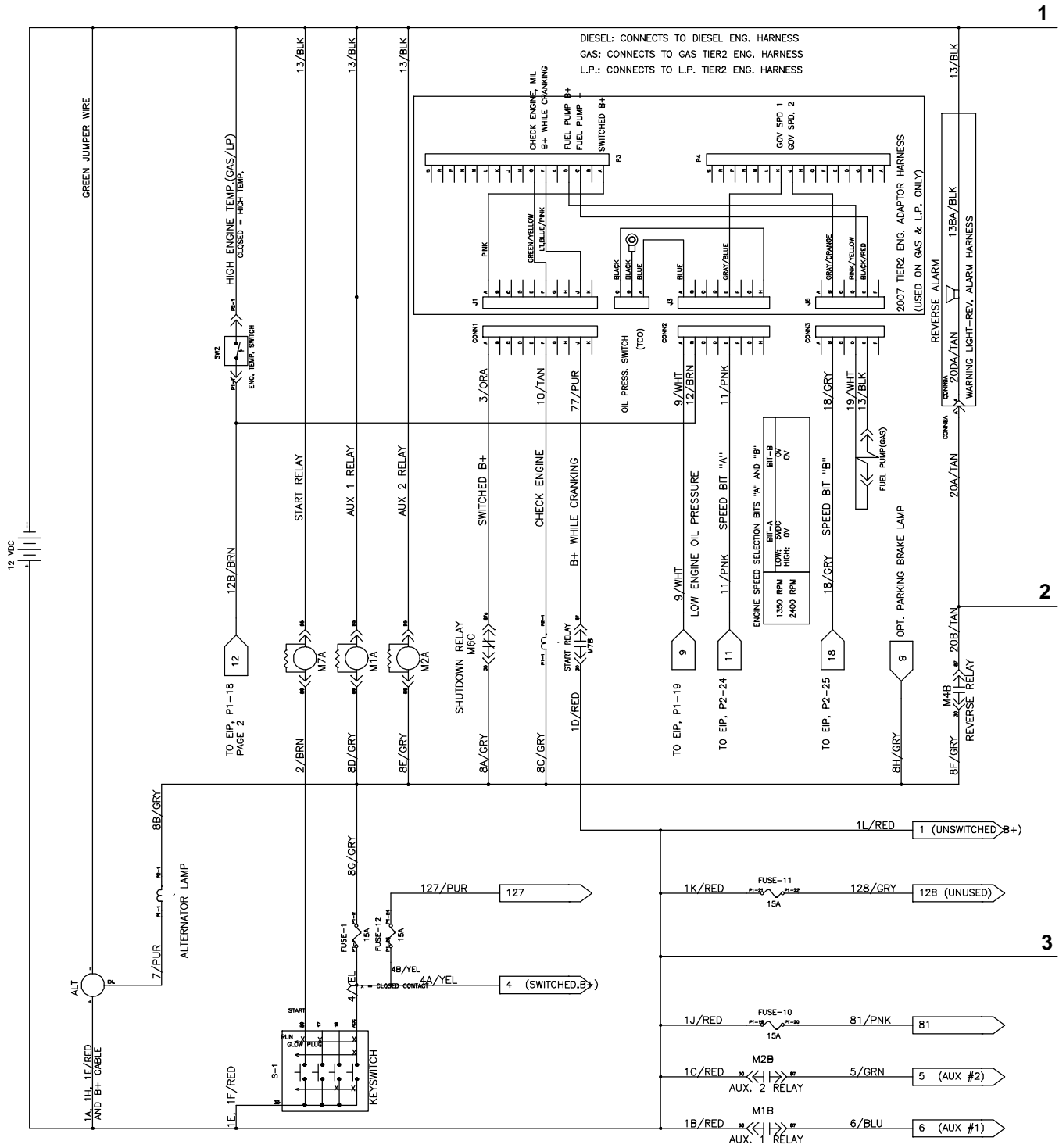
STANDARD PARTS

Fig. 86 – Electrical Schematic, GM (0145-xxxx)



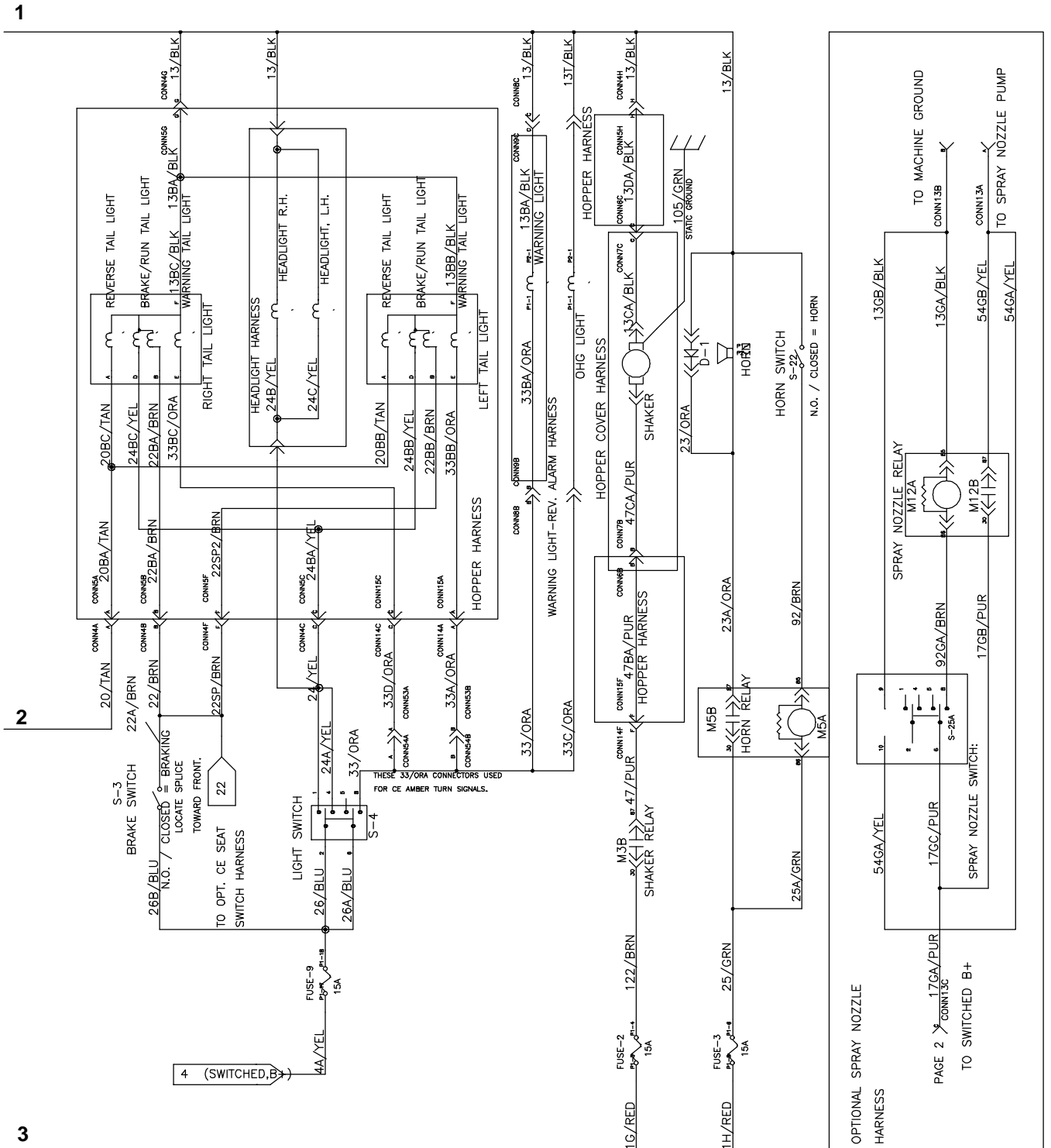
1018547 – 354458

Fig. 87 – Electrical Schematic, GM (xxxx-0499)



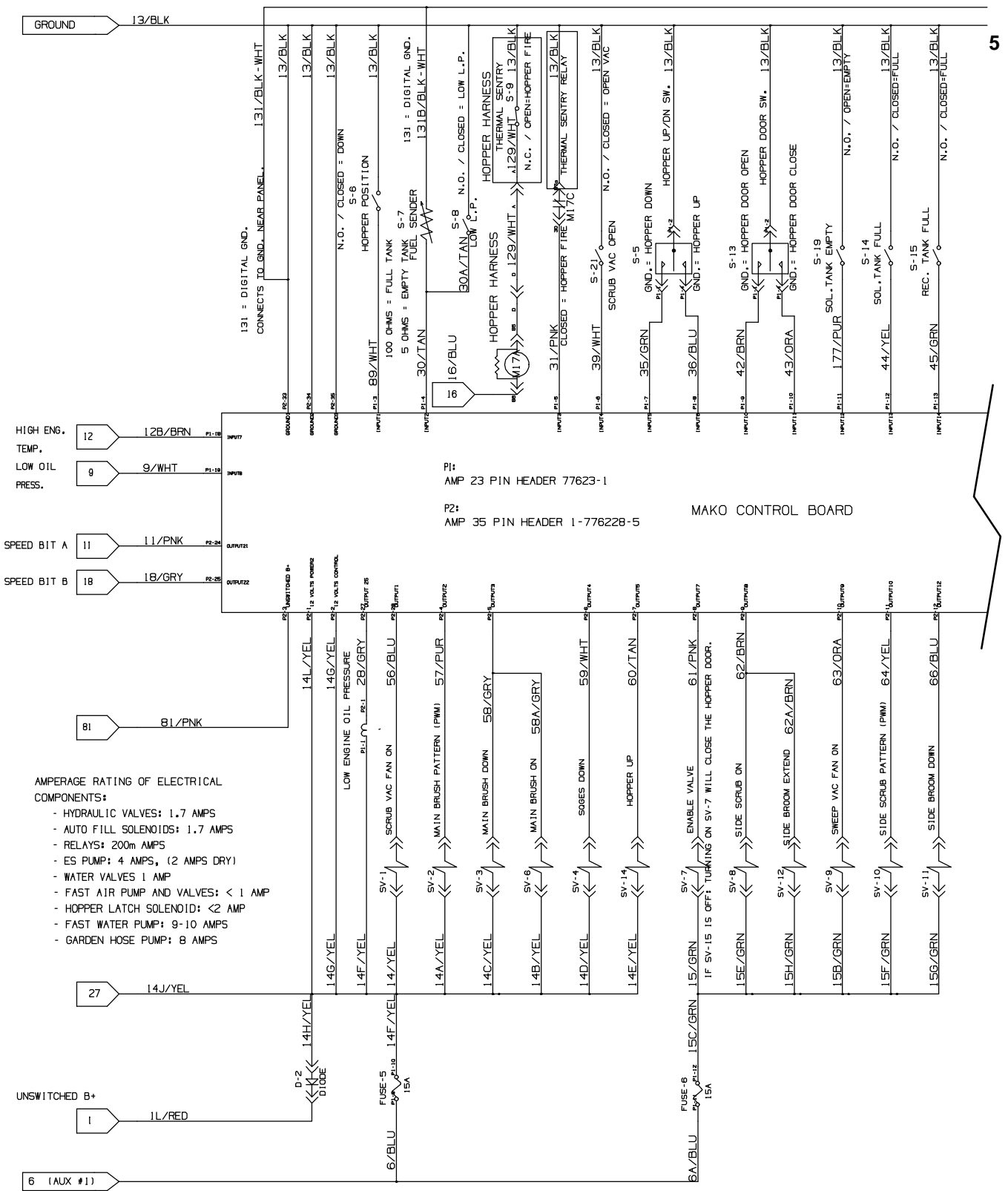
1018547 – 354458

Fig. 87 – Electrical Schematic, GM (xxxx-0499)



1018547 - 354458

Fig. 87 - Electrical Schematic, GM (xxxx-0499)



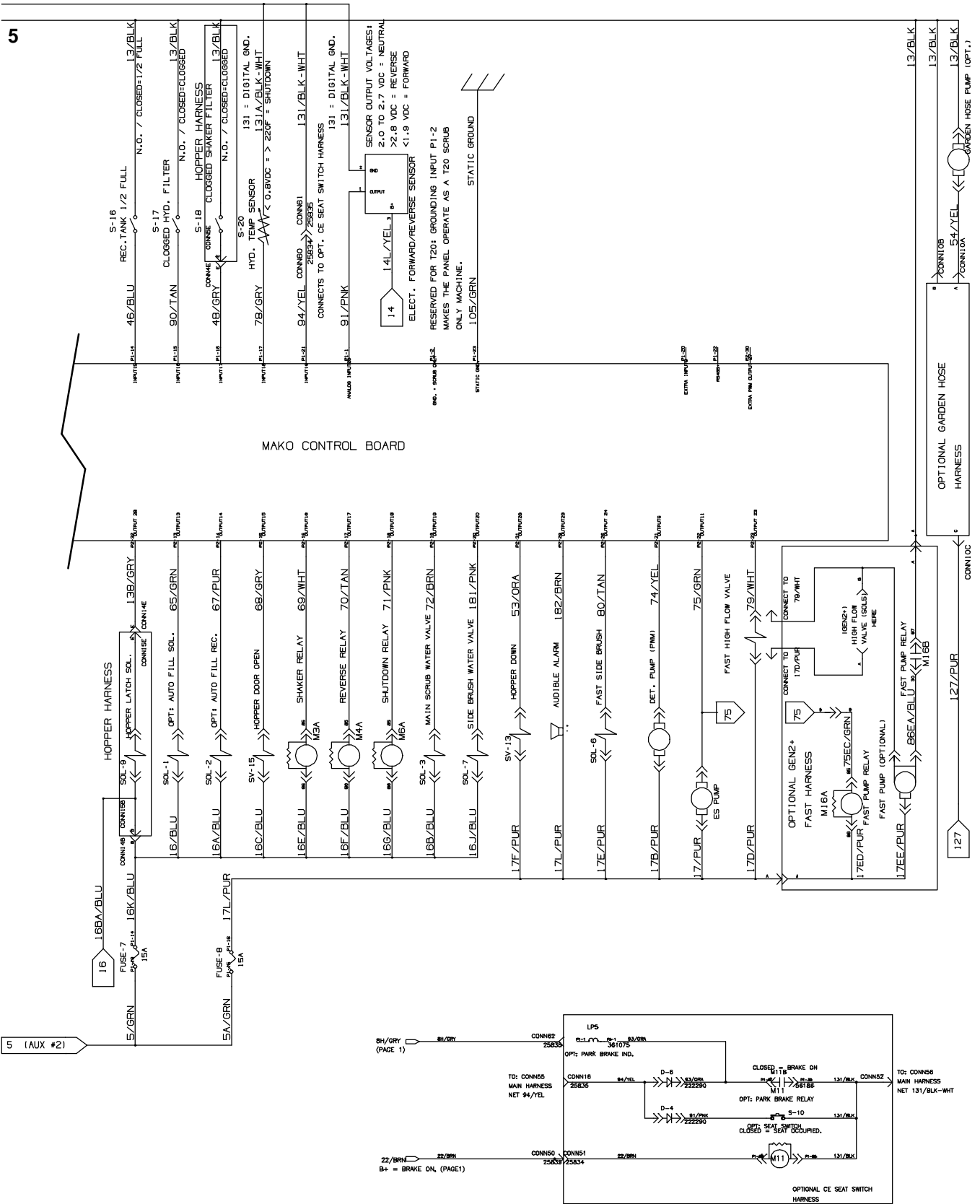
- AMPERAGE RATING OF ELECTRICAL COMPONENTS:
- HYDRAULIC VALVES: 1.7 AMPS
 - AUTO FILL SOLENOIDS: 1.7 AMPS
 - RELAYS: 200m AMPS
 - ES PUMP: 4 AMPS, (2 AMPS DRY)
 - WATER VALVES 1 AMP
 - FAST AIR PUMP AND VALVES: < 1 AMP
 - HOPPER LATCH SOLENOID: < 2 AMP
 - FAST WATER PUMP: 9-10 AMPS
 - GARDEN HOSE PUMP: 8 AMPS

1018547 - 354458

Fig. 87 – Electrical Schematic, GM (xxxx-0499)

4

5

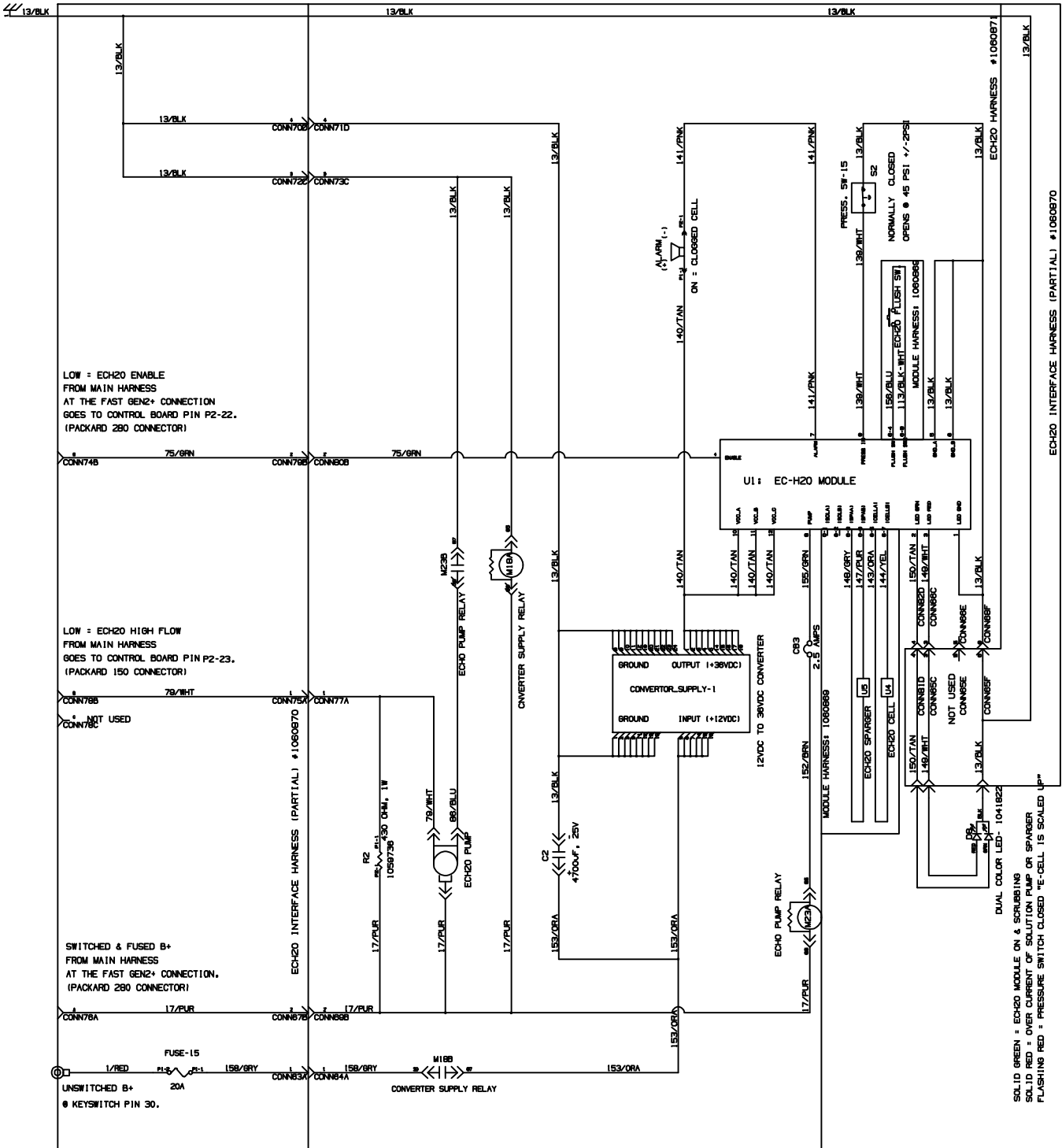


1018547 - 354458

STANDARD PARTS

Fig. 87 – Electrical Schematic, GM (xxxx-0499)

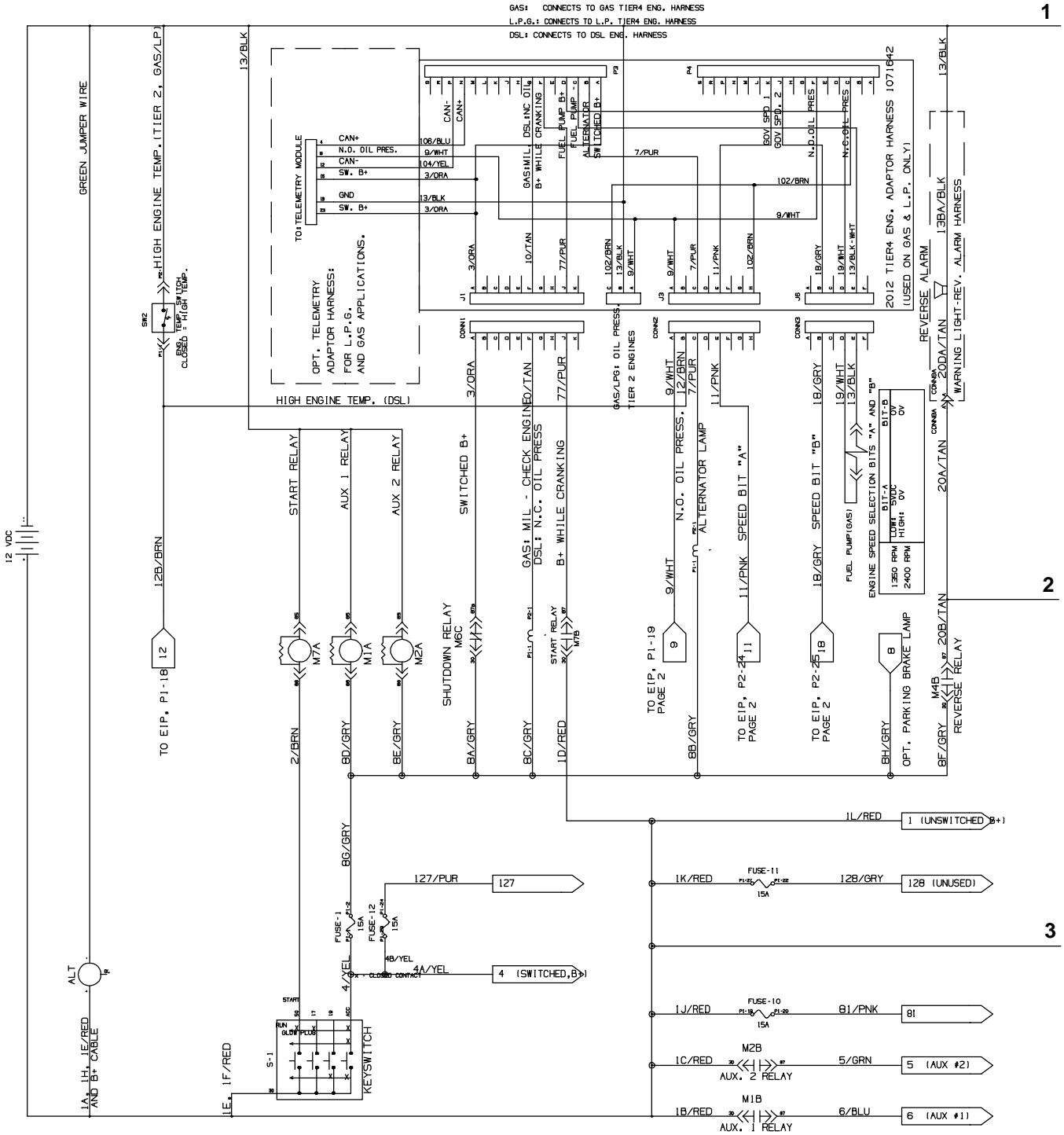
GROUND
 ● ENGINE BLOCK



EC-H2O OPTION

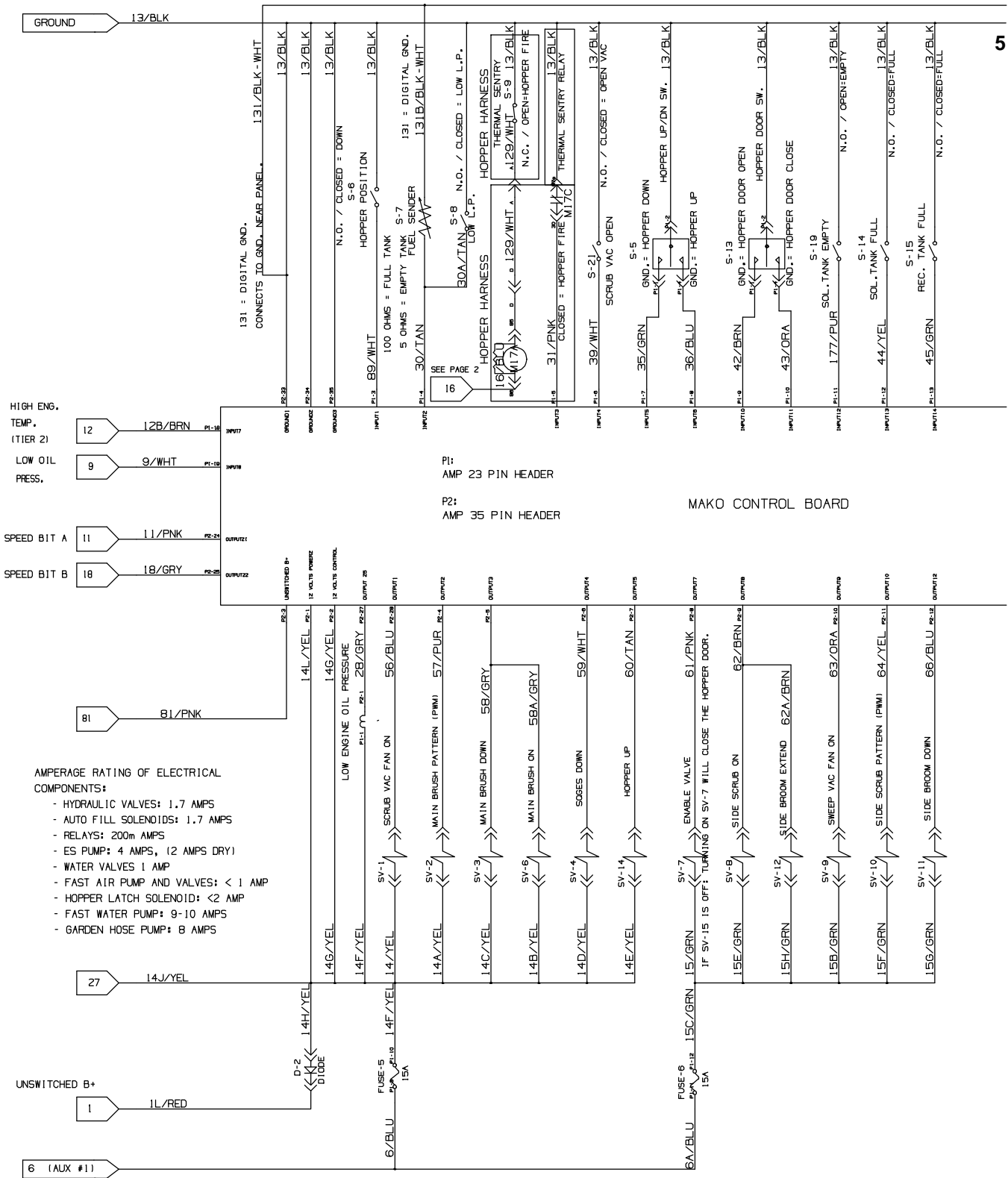
1018547 – 354458

Fig. 88 – Electrical Schematic, Mitsubishi (0500-)



1018547 – 354458

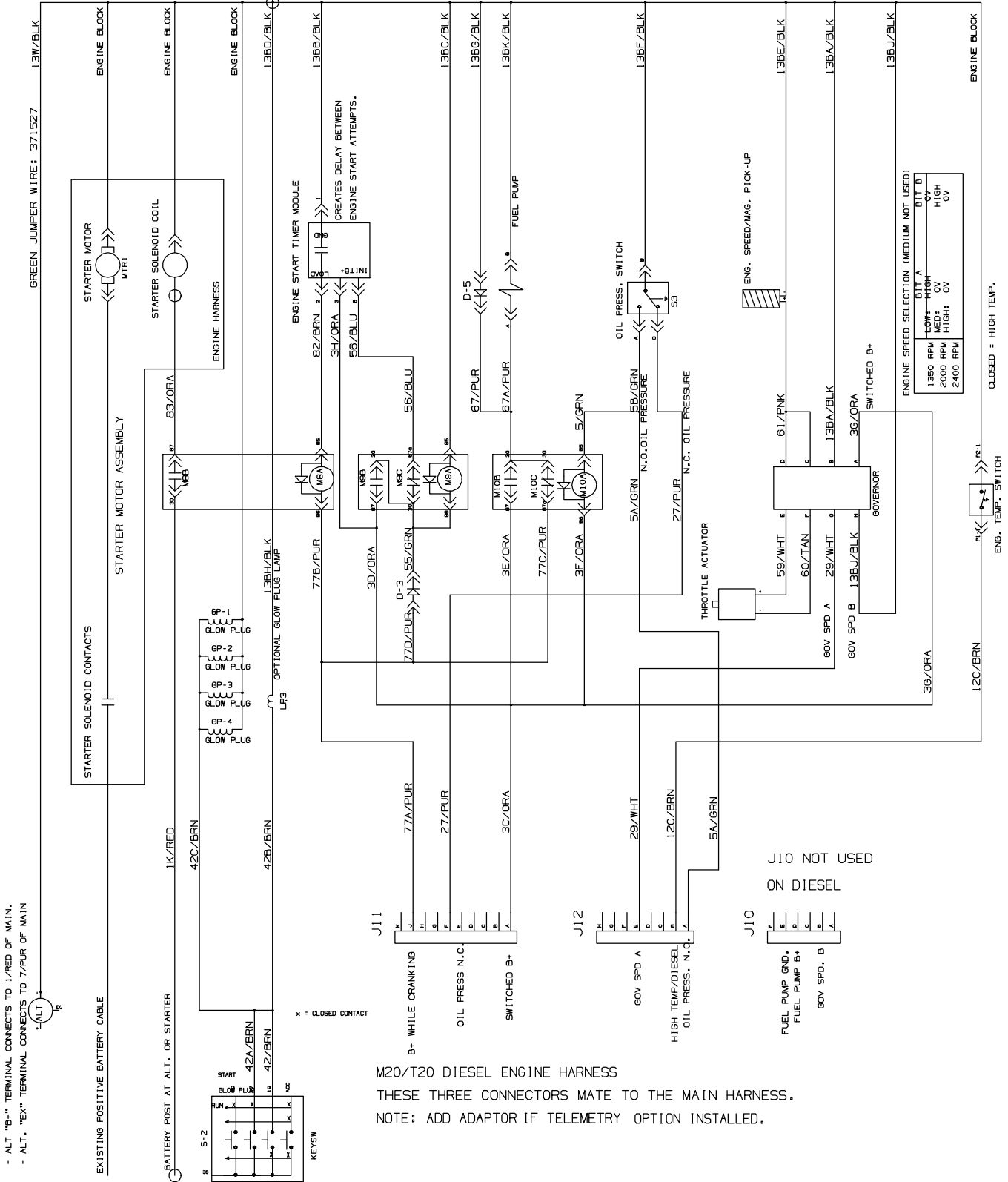
Fig. 88 – Electrical Schematic, Mitsubishi (0500-)



- AMPERAGE RATING OF ELECTRICAL COMPONENTS:
- HYDRAULIC VALVES: 1.7 AMPS
 - AUTO FILL SOLENOIDS: 1.7 AMPS
 - RELAYS: 200m AMPS
 - ES PUMP: 4 AMPS, (2 AMPS DRY)
 - WATER VALVES 1 AMP
 - FAST AIR PUMP AND VALVES: < 1 AMP
 - HOPPER LATCH SOLENOID: < 2 AMP
 - FAST WATER PUMP: 9-10 AMPS
 - GARDEN HOSE PUMP: 8 AMPS

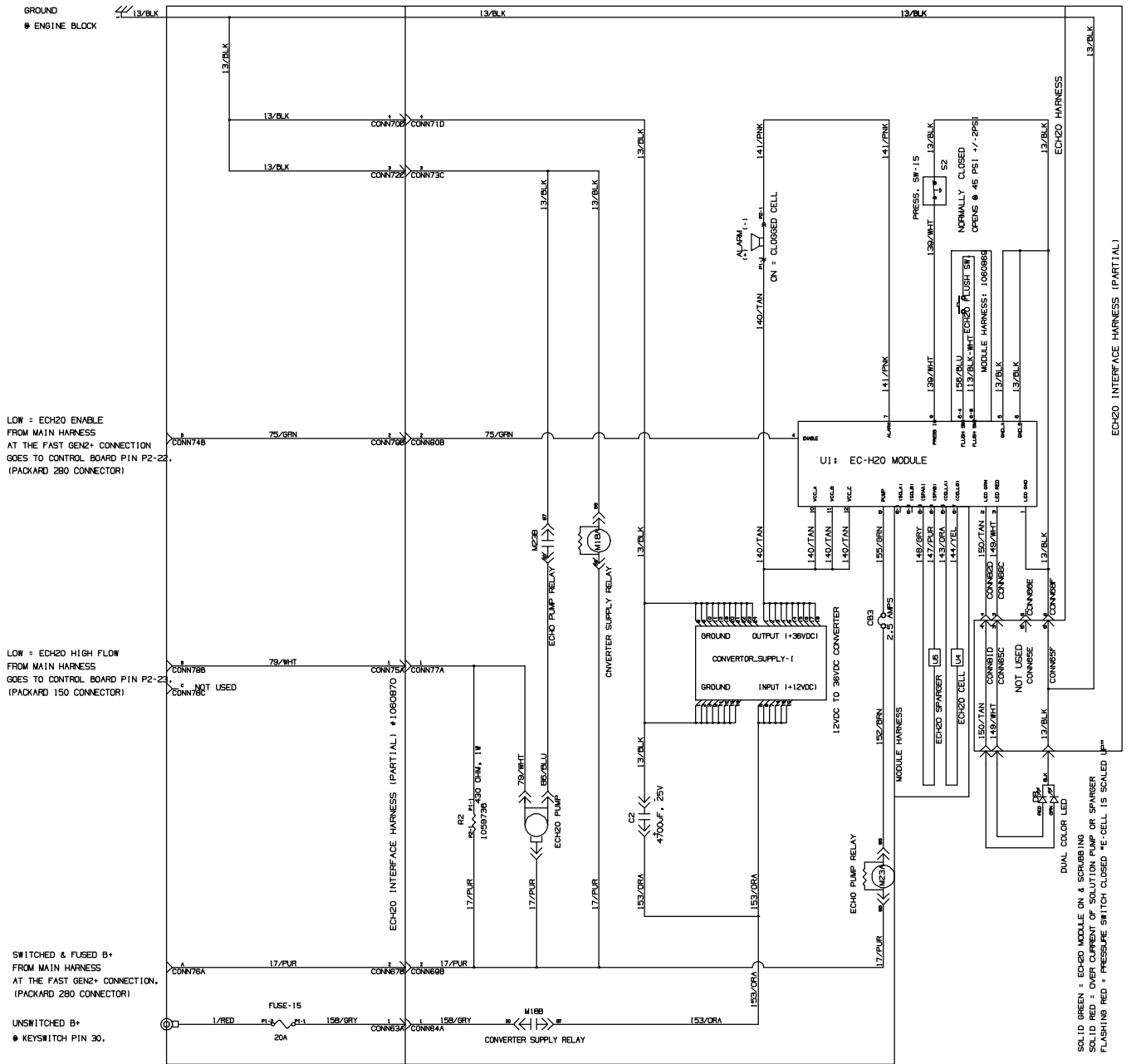
1018547 – 354458

Fig. 88 - Electrical Schematic, Mitsubishi (0500-)



1018547 - 354458

Fig. 88 – Electrical Schematic, Mitsubishi (0500–)



LOW = ECH20 ENABLE FROM MAIN HARNESS AT THE FAST GEN2+ CONNECTION GOES TO CONTROL BOARD PIN P2-22. (PACKARD 280 CONNECTOR)

LOW = ECH20 HIGH FLOW FROM MAIN HARNESS GOES TO CONTROL BOARD PIN P2-23. (PACKARD 150 CONNECTOR)

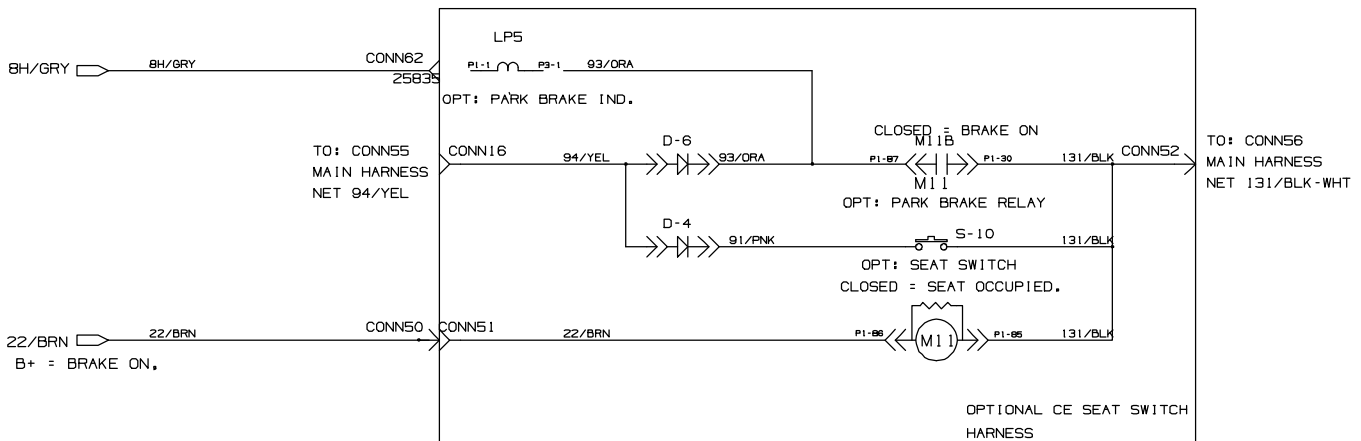
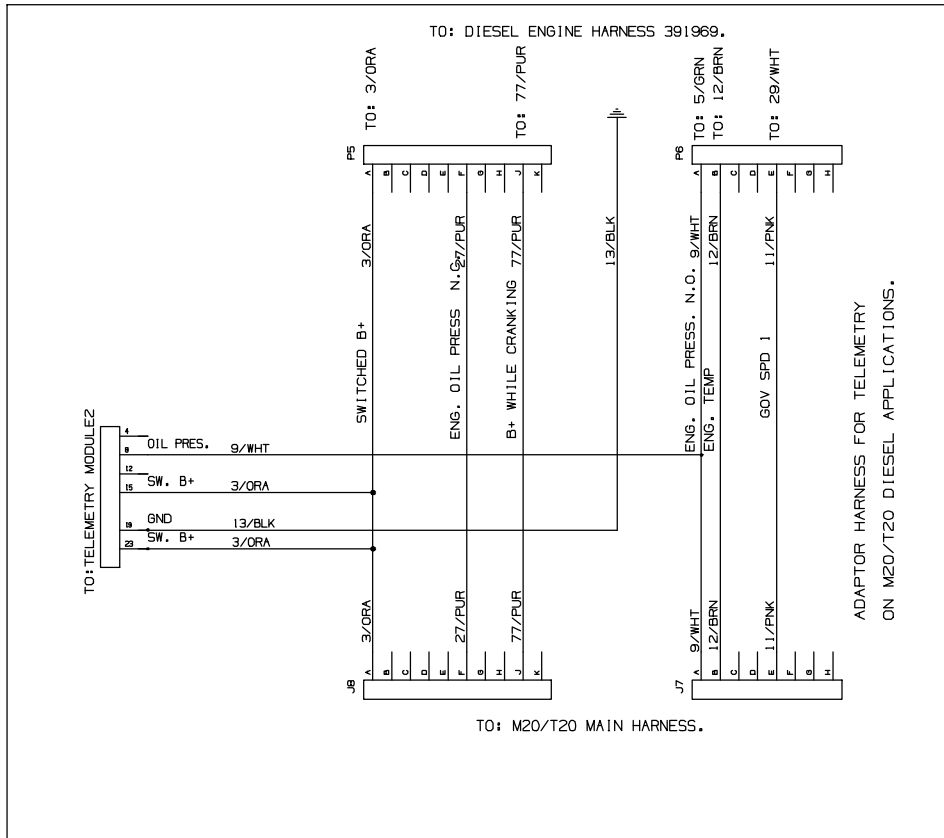
SWITCHED & FUSED B+ FROM MAIN HARNESS AT THE FAST GEN2+ CONNECTION. (PACKARD 280 CONNECTOR)

UNSWITCHED B+ KEYSWITCH PIN 30.

ECH20 OPTION

1018547 – 354458

Fig. 88 – Electrical Schematic, Mitsubishi (0500–)



OPTIONAL CE SEAT SWITCH SHUTDOWN CIRCUIT.

1018547 – 354458

Fig. 89 – Electrical Schematic, Gas/LPG Engine Harness, GM (0000-0046)

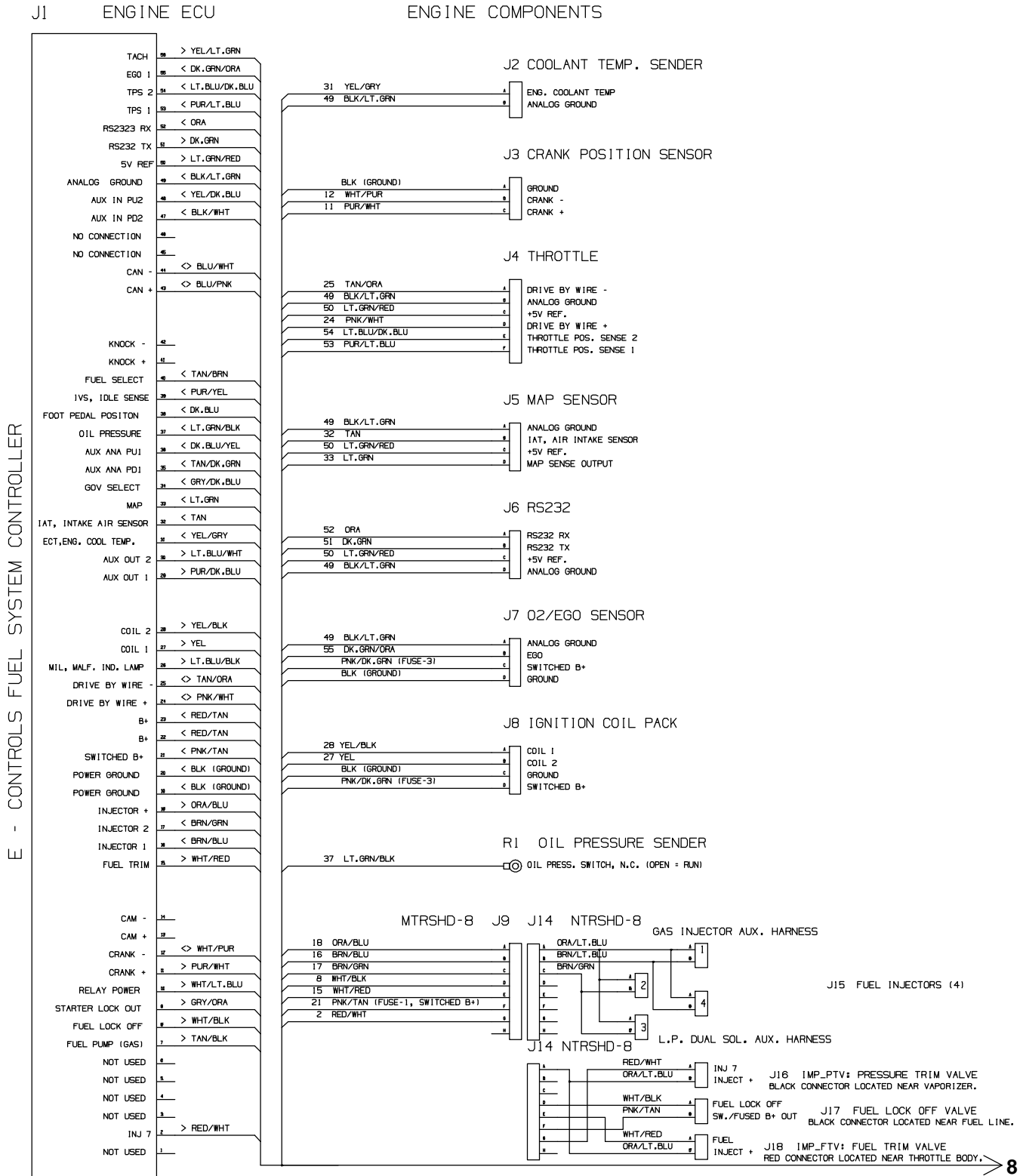
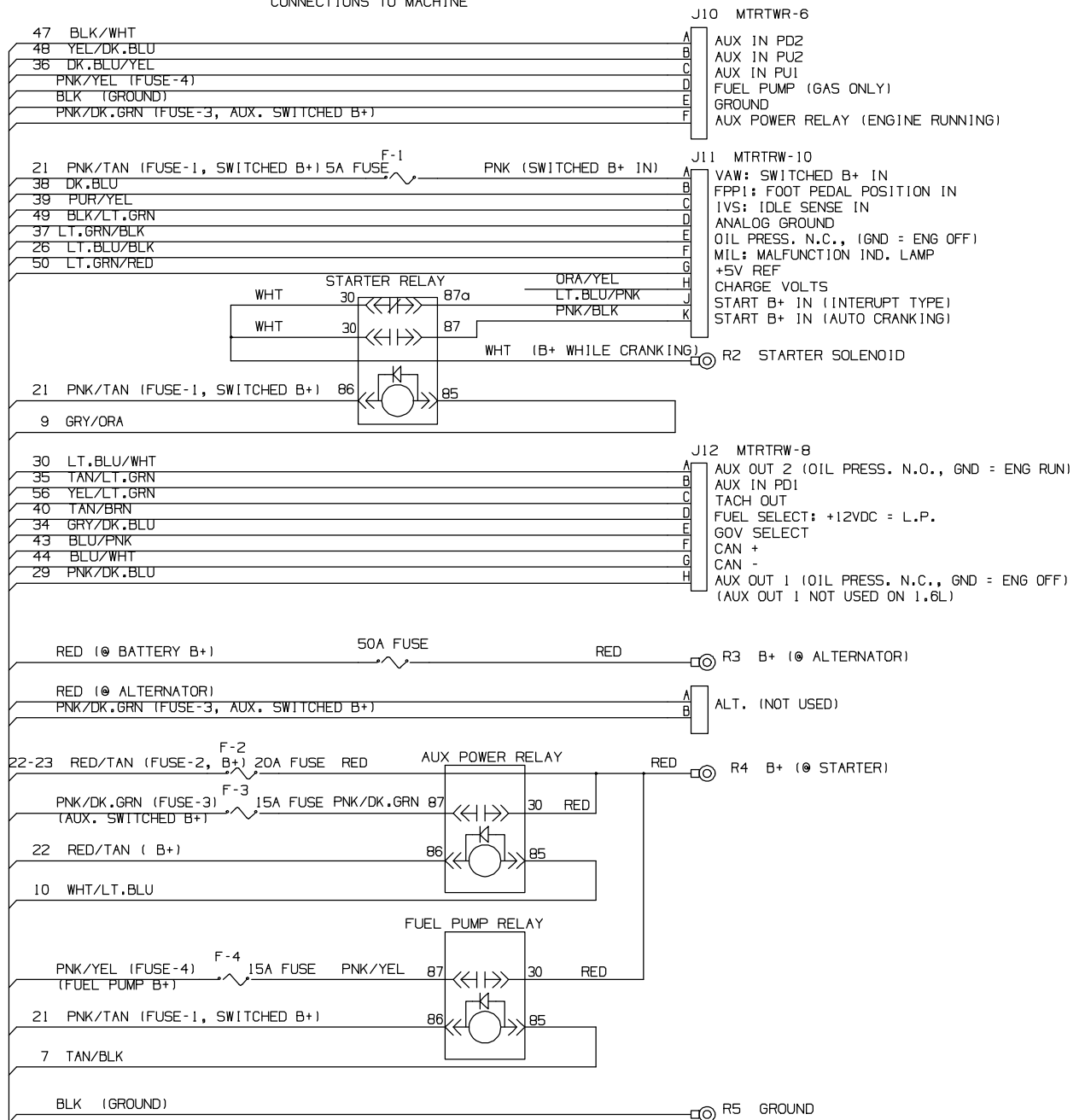


Fig. 89 – Electrical Schematic, Gas/LPG Engine Harness, GM (0000–0046)

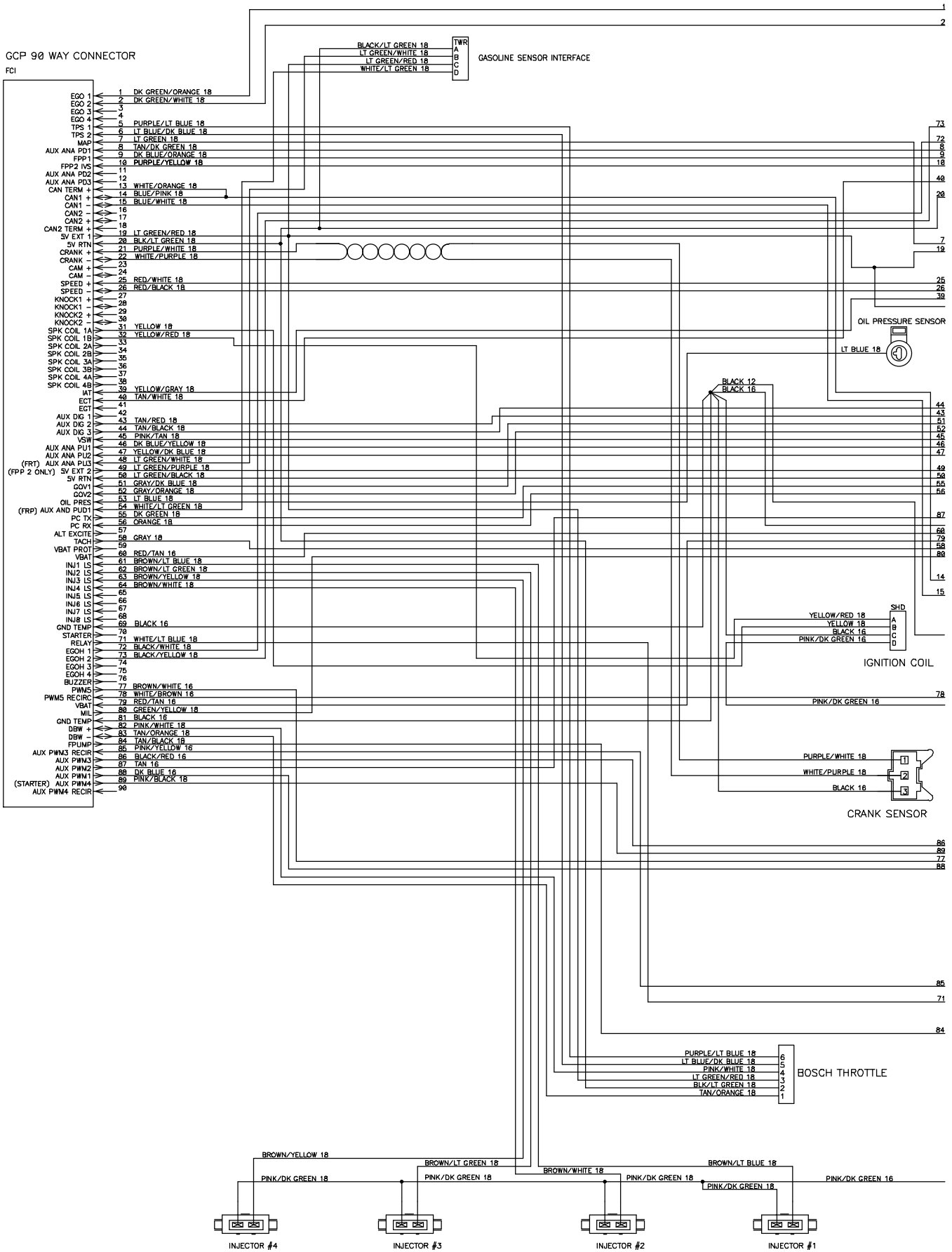
CONNECTIONS TO MACHINE



8

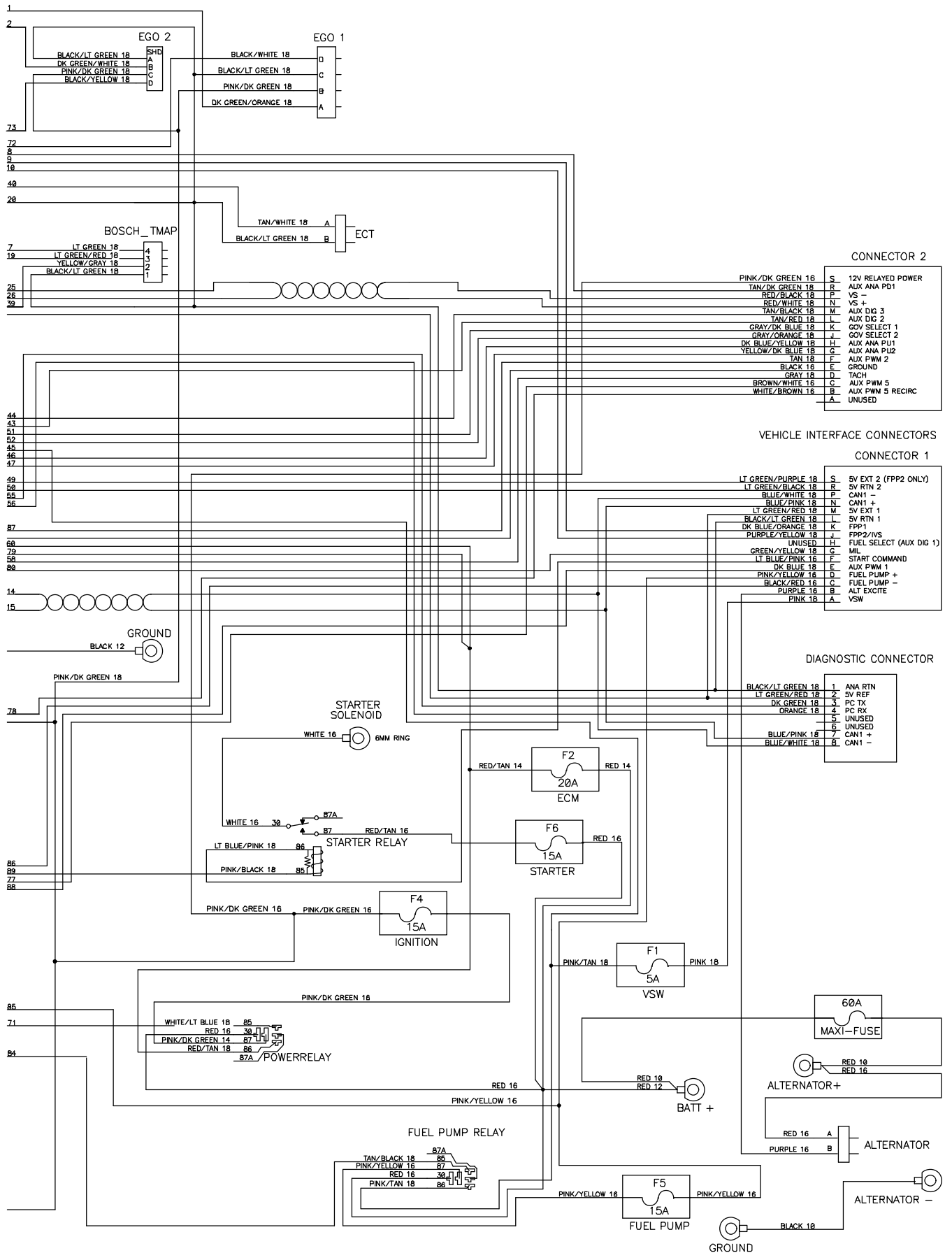
1018547

Fig. 90 – Electrical Schematic, Gas Engine Harness, GM (0047-0222)



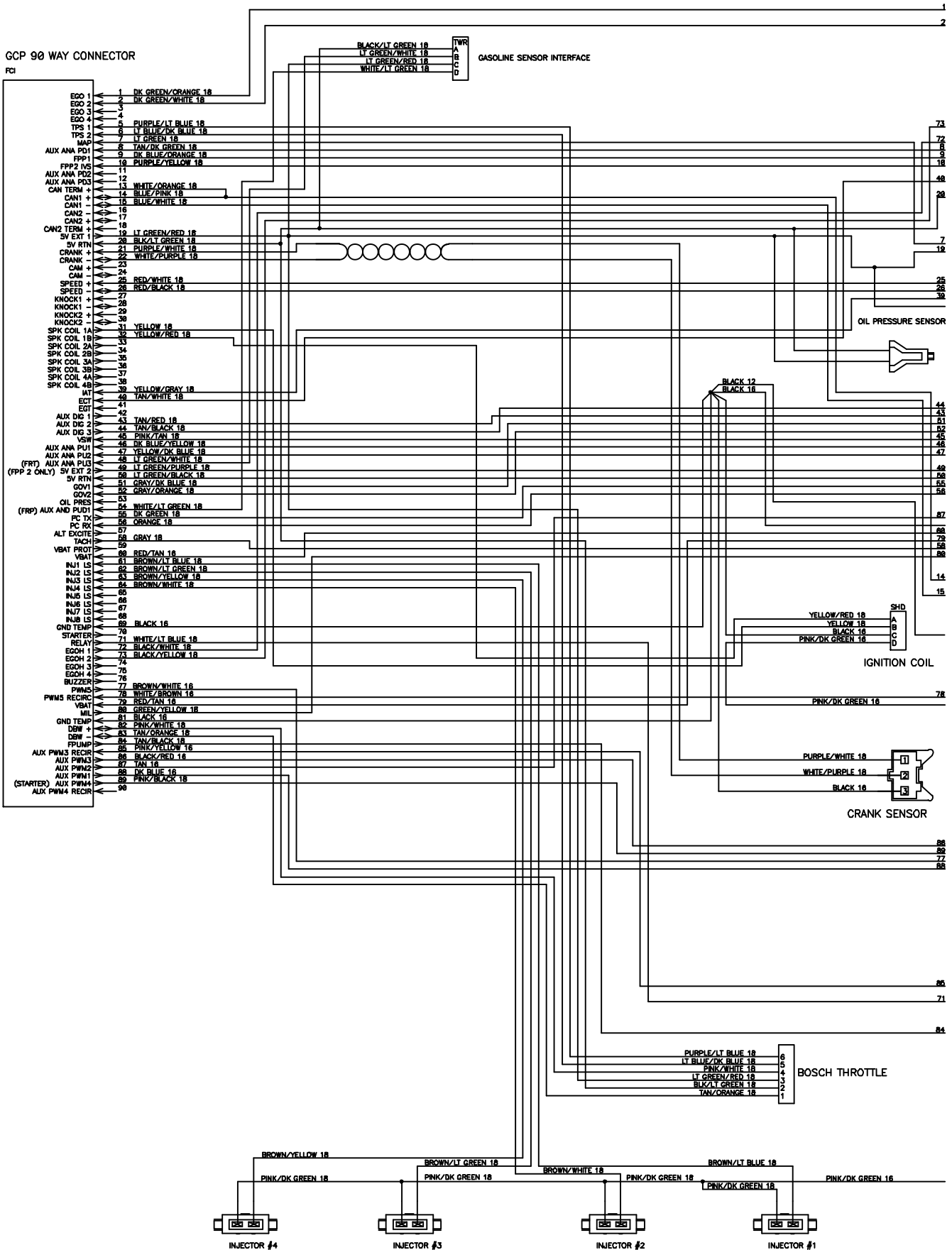
384997 - 354495

Fig. 90 – Electrical Schematic, Gas Engine Harness, GM (0047–0222)



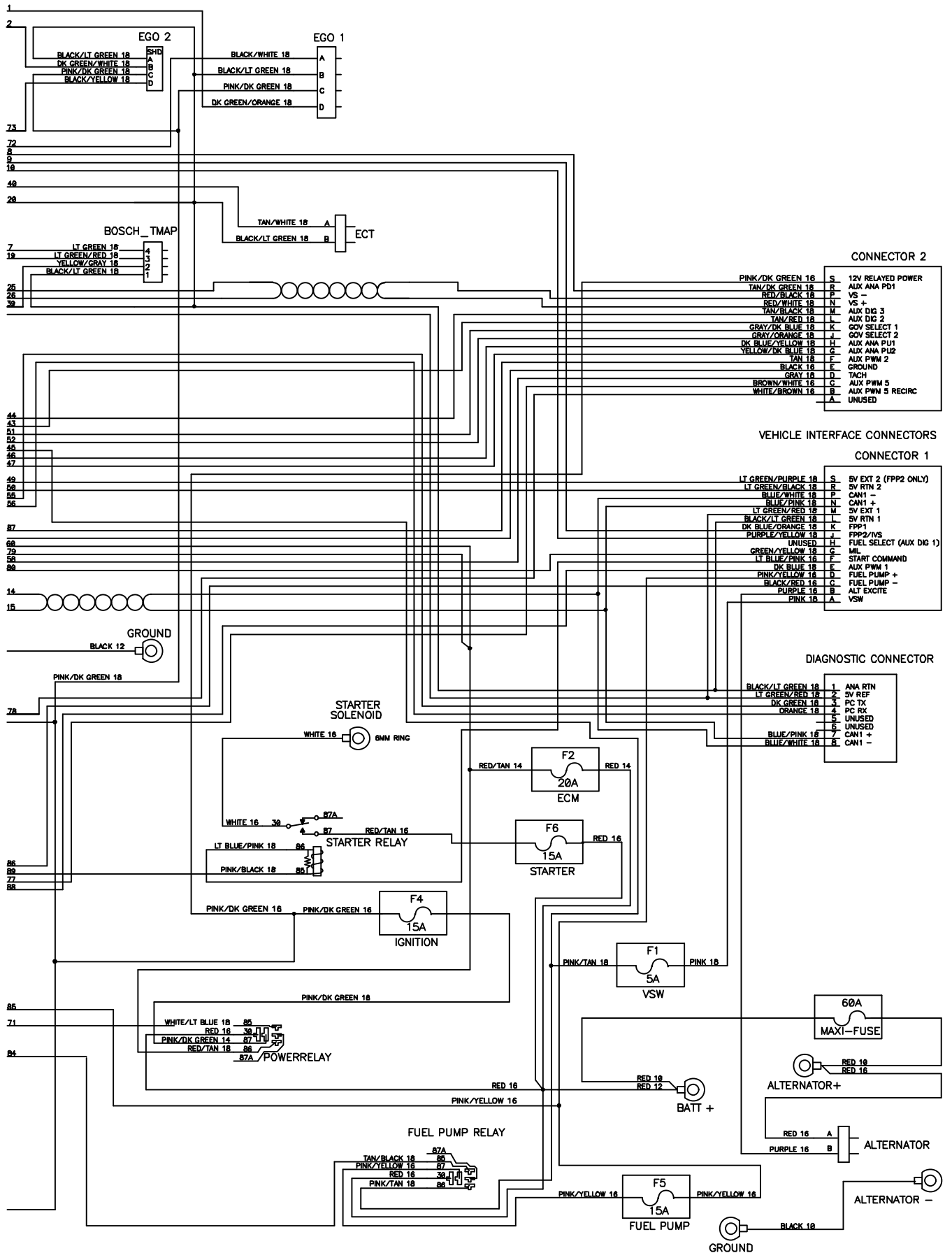
384997 – 354496

Fig. 91 – Electrical Schematic, Gas Engine Harness, GM (0223-0499)



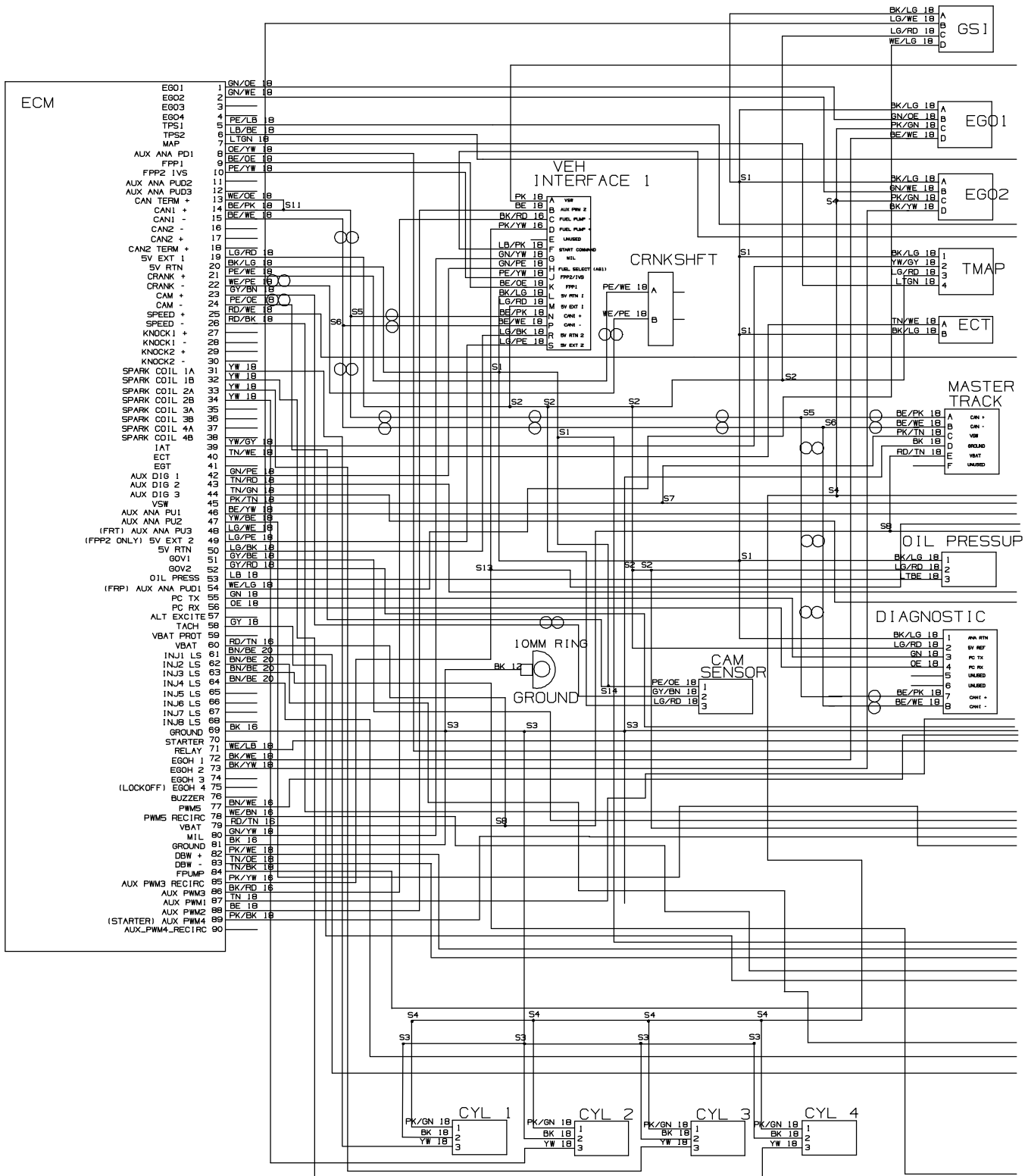
384997 - 354495

Fig. 91 – Electrical Schematic, Gas Engine Harness, GM (0223-0499)



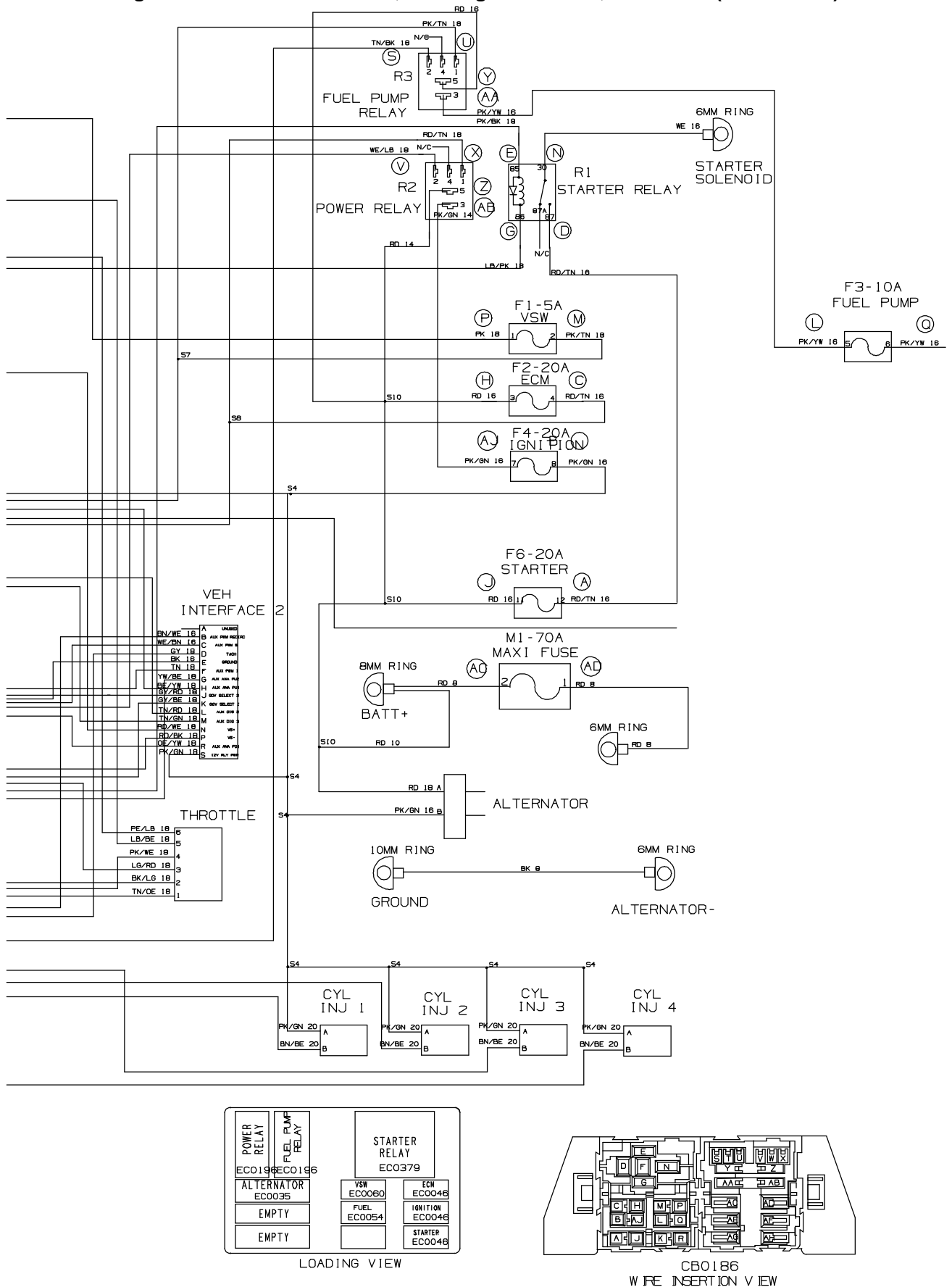
384997 - 354496

Fig. 92 – Electrical Schematic, Gas Engine Harness, Mitsubishi (0500-)



1071653-356303

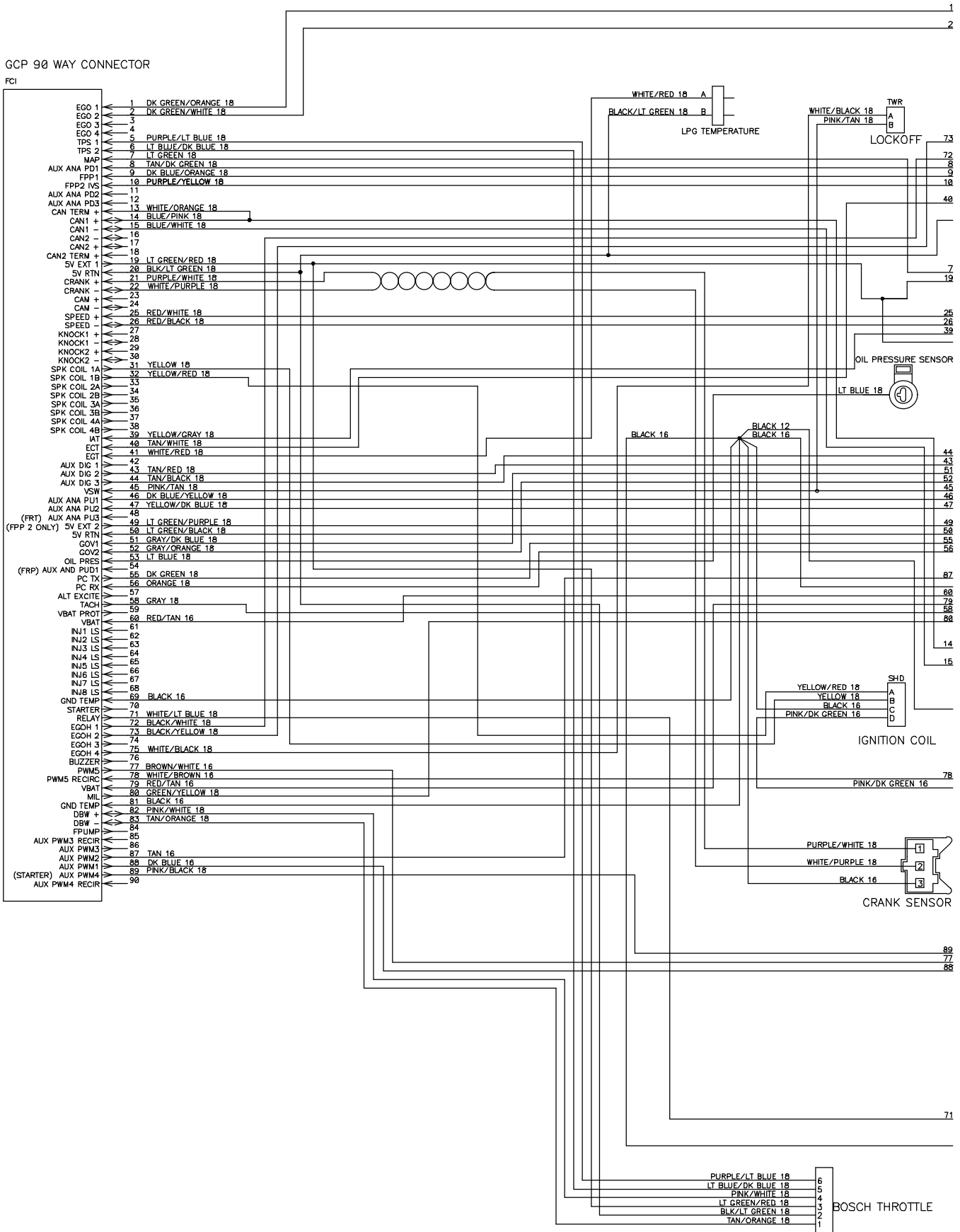
Fig. 92 – Electrical Schematic, Gas Engine Harness, Mitsubishi (0500-)



1071653-356303

STANDARD PARTS

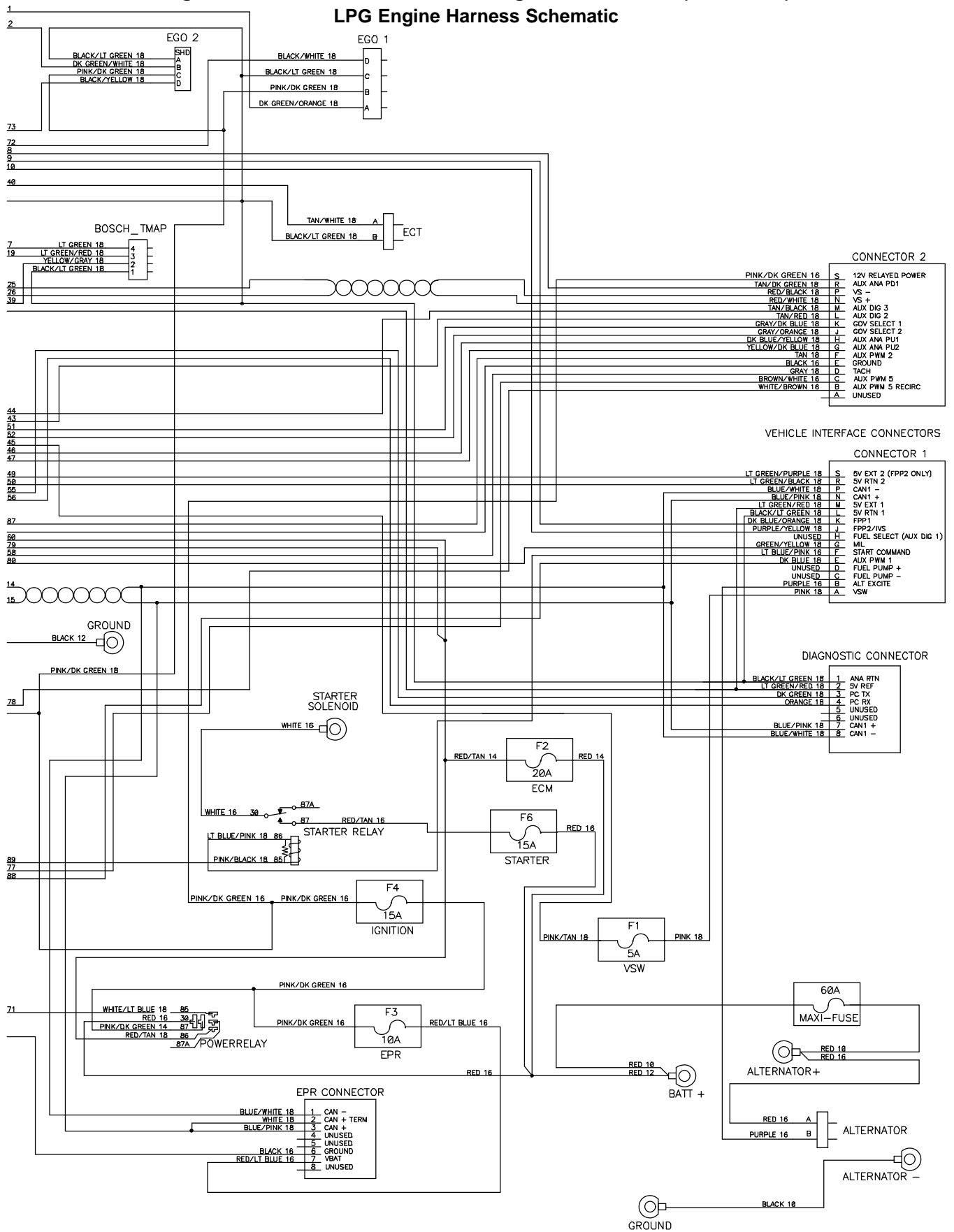
Fig. 93 – Electrical Schematic, LPG Engine Harness, GM (0047-0222)



384990 – 354497

Fig. 93 – Electrical Schematic, LPG Engine Harness, GM (0047-0222)

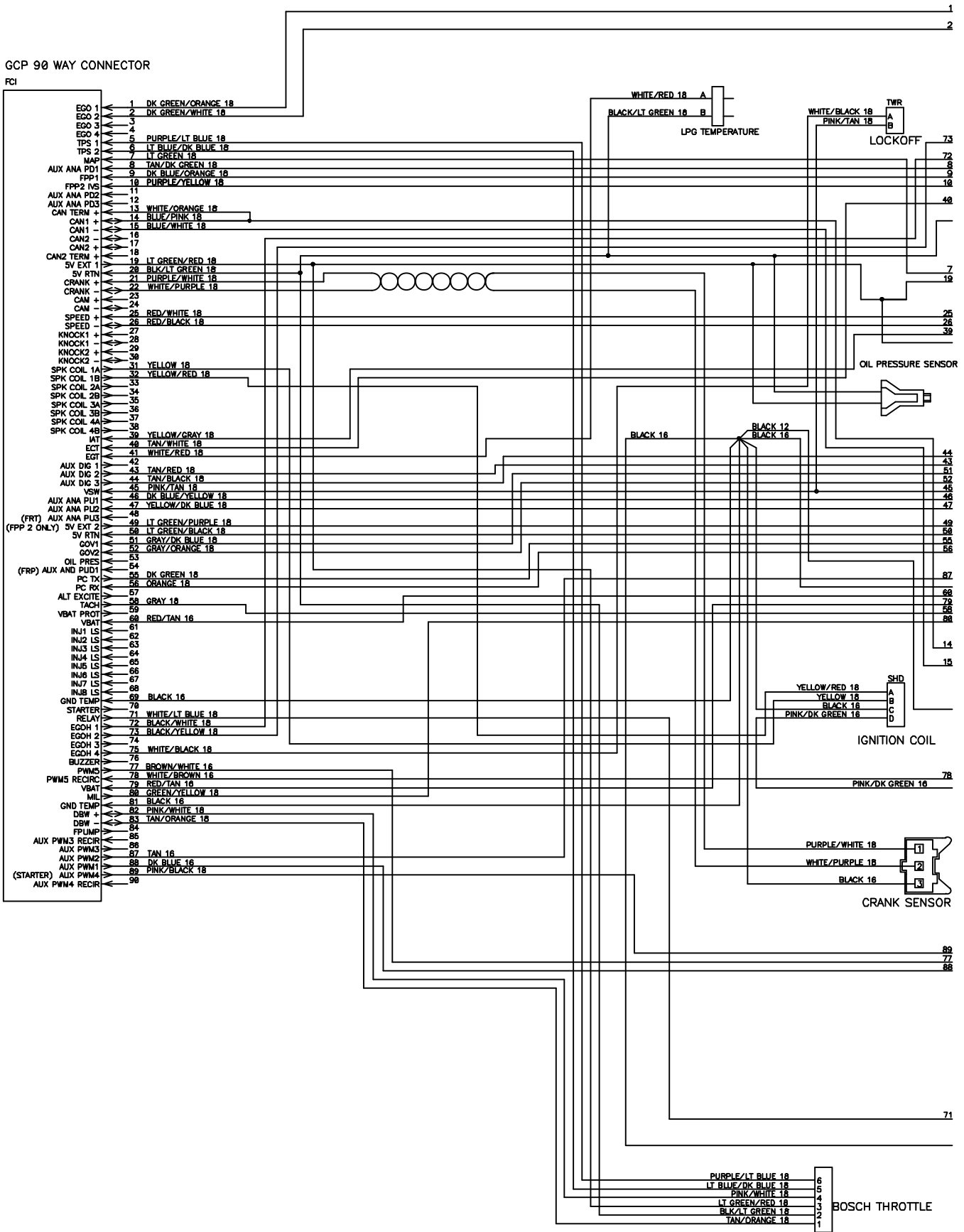
LPG Engine Harness Schematic



384990 - 354498

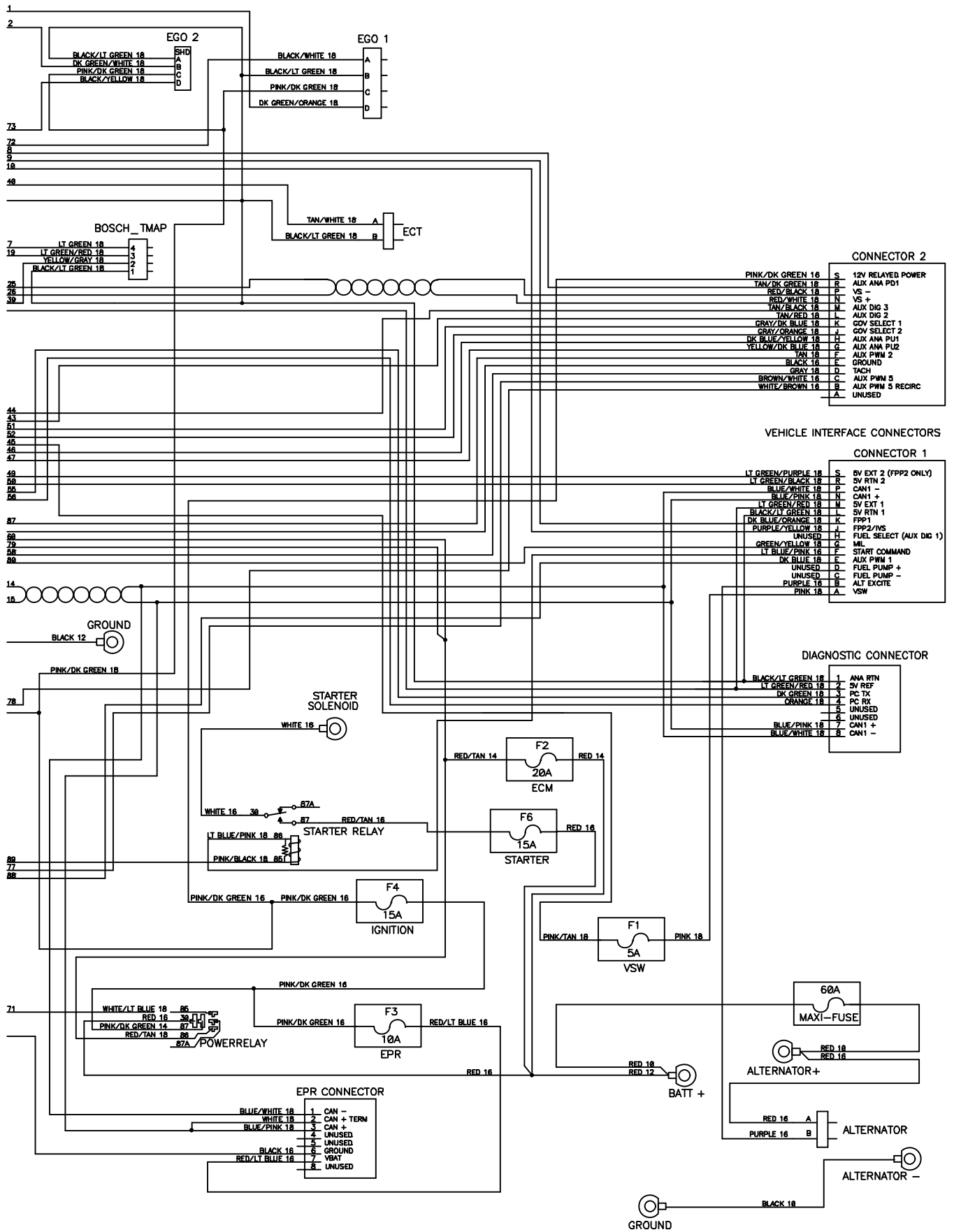
STANDARD PARTS

Fig. 94 – Electrical Schematic, LPG Engine Harness, GM (0223-0499)



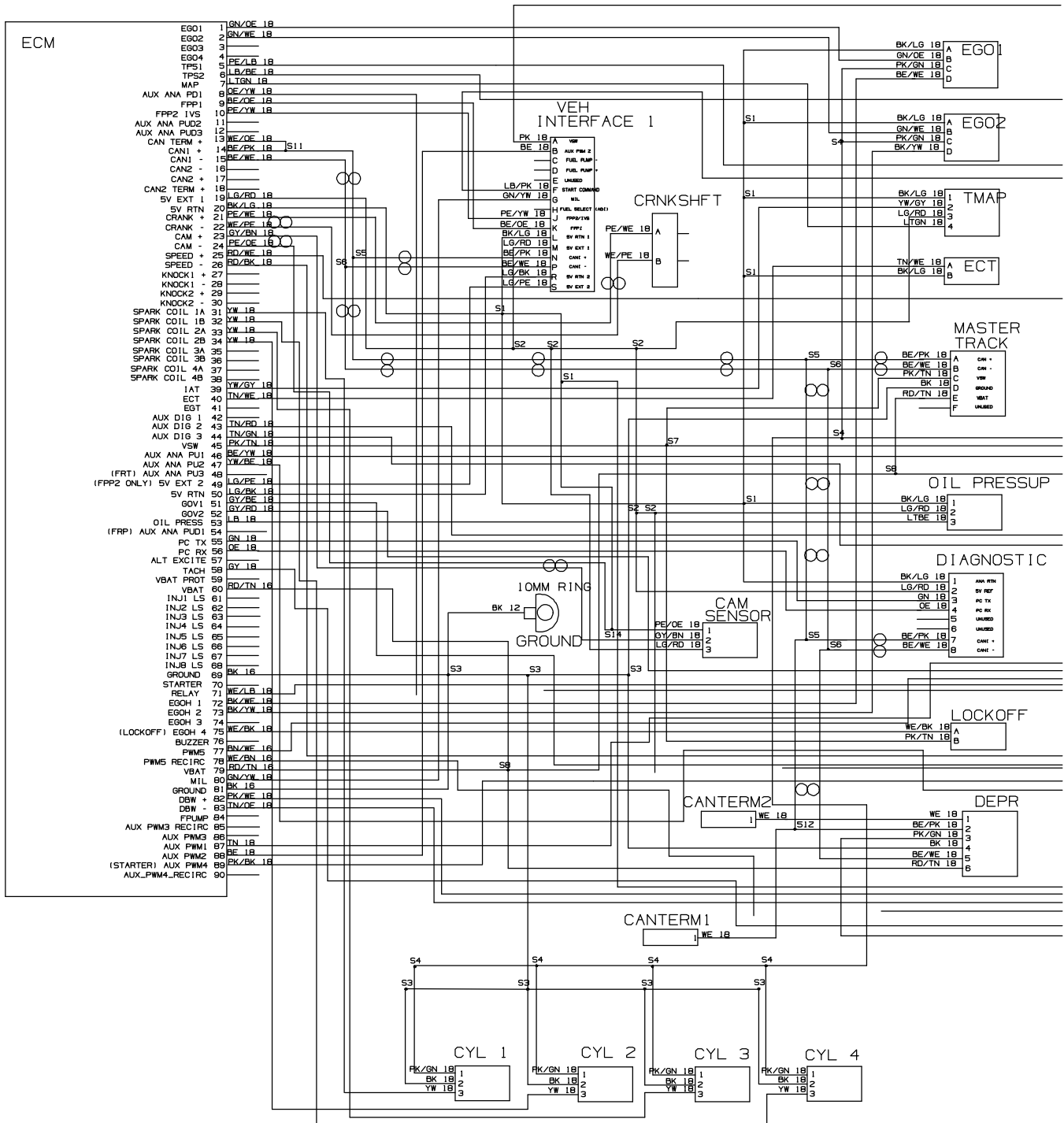
384990 - 354497

Fig. 94 – Electrical Schematic, LPG Engine Harness, GM (0223-0499)



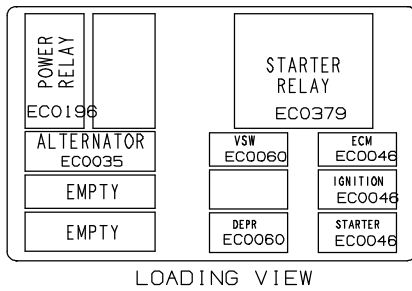
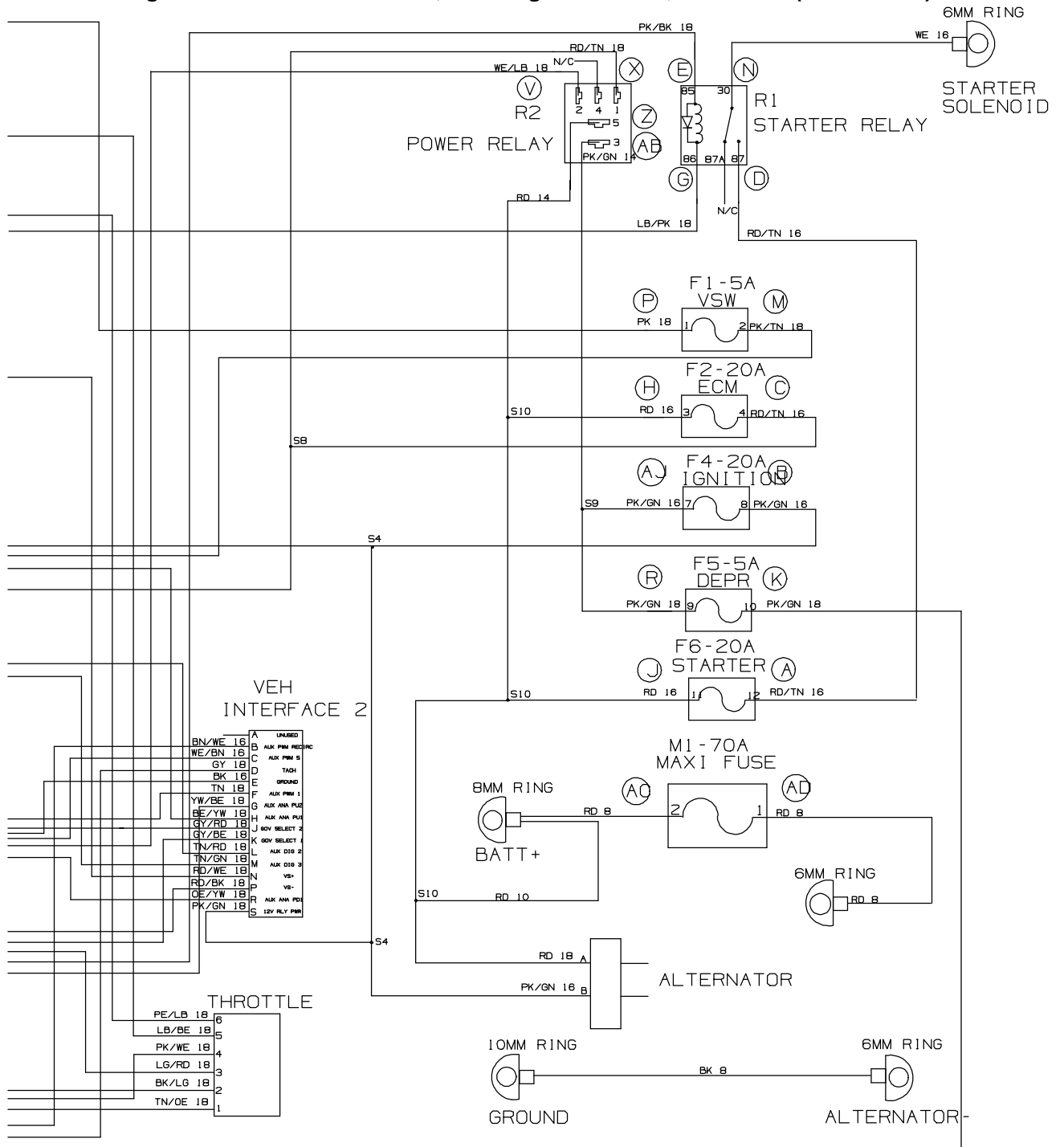
384990 – 354498

Fig. 95 – Electrical Schematic, LPG Engine Harness, Mitsubishi (0500-)

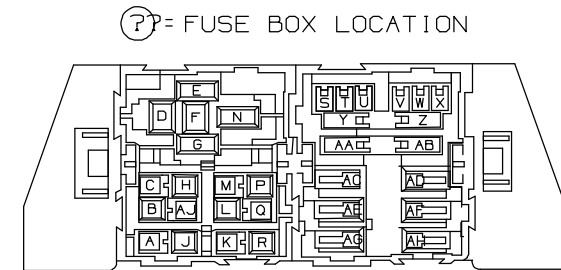


1071654-356304

Fig. 95 – Electrical Schematic, LPG Engine Harness, Mitsubishi (0500-)



LOADING VIEW



CB0186
WIRE INSERTION VIEW

1071654-356304

Fig. 96 – Electrical Wire Harnesses Group, Main

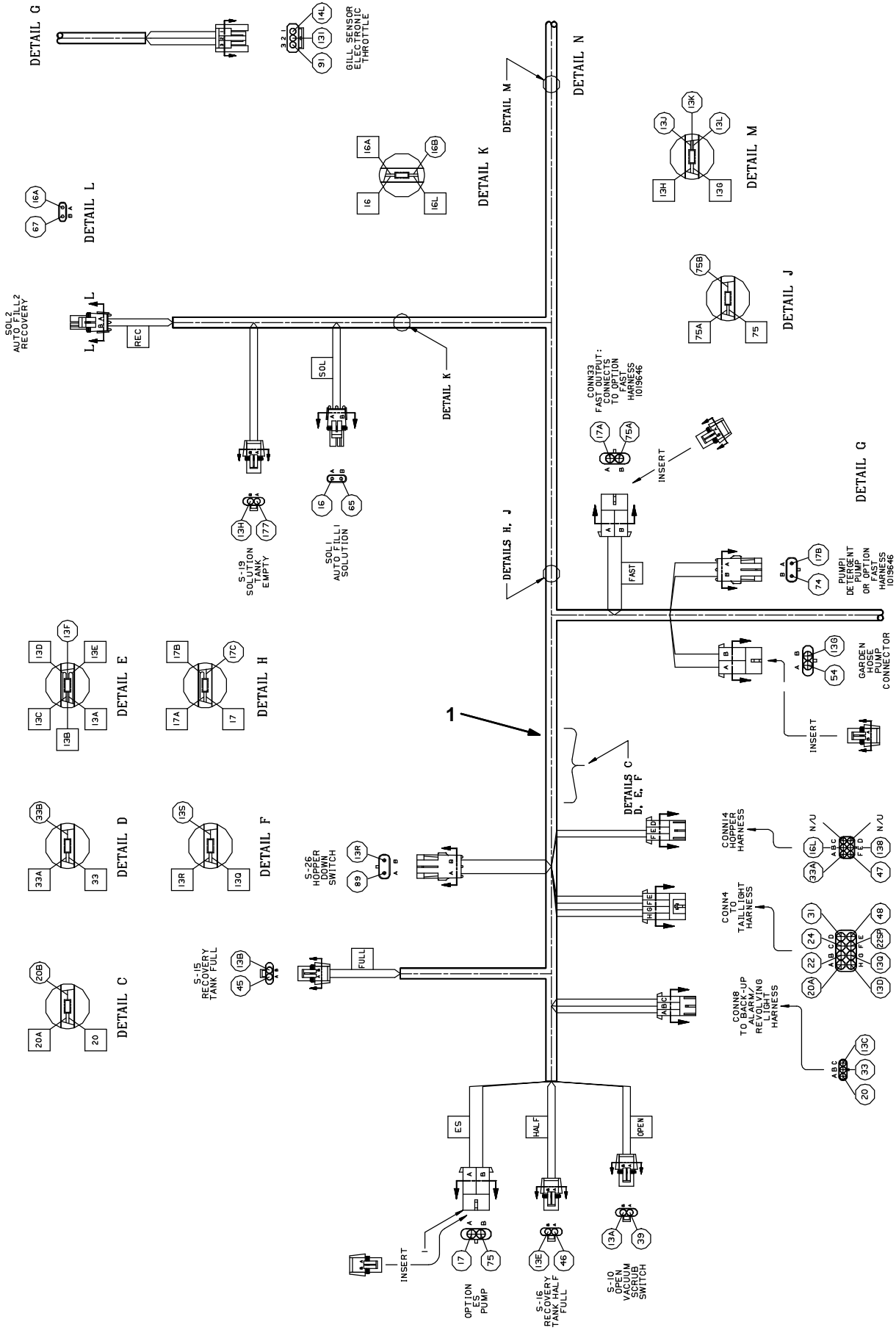


Fig. 96 - Electrical Wire Harness Group, Main

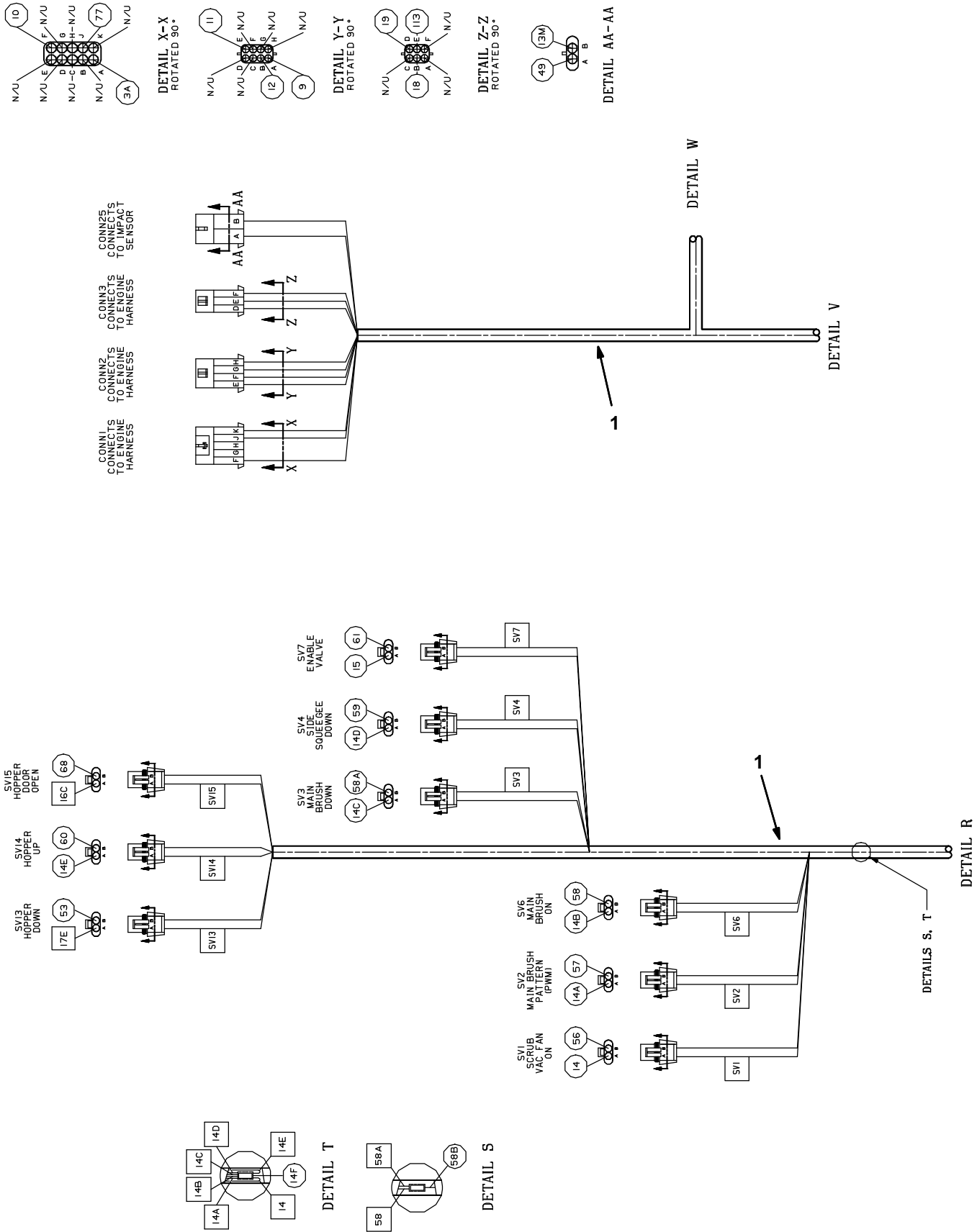


Fig. 96 - Electrical Wire Harness Group, Main

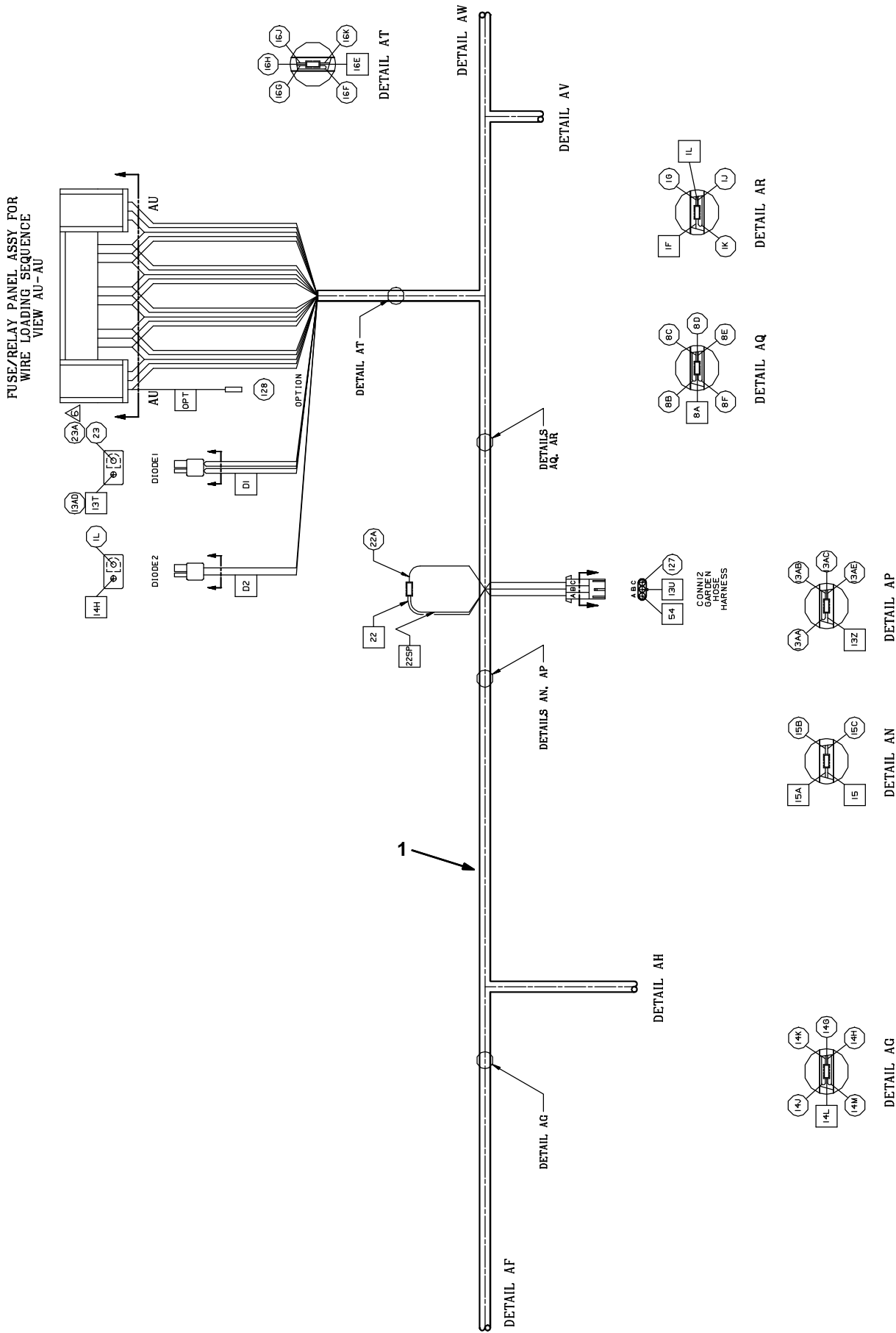


Fig. 96 - Electrical Wire Harness Group, Main

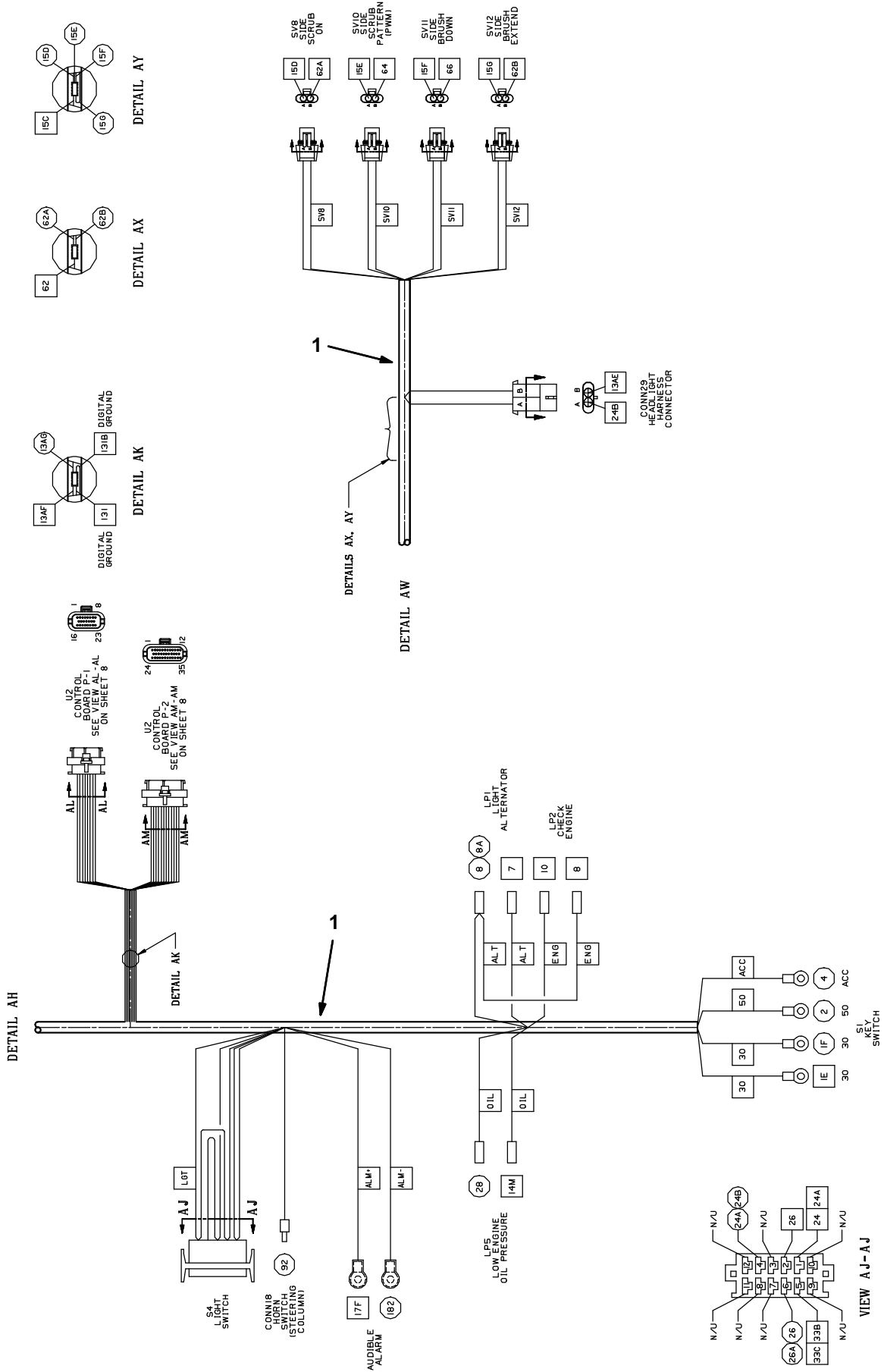


Fig. 96 – Electrical Wire Harness Group, Main

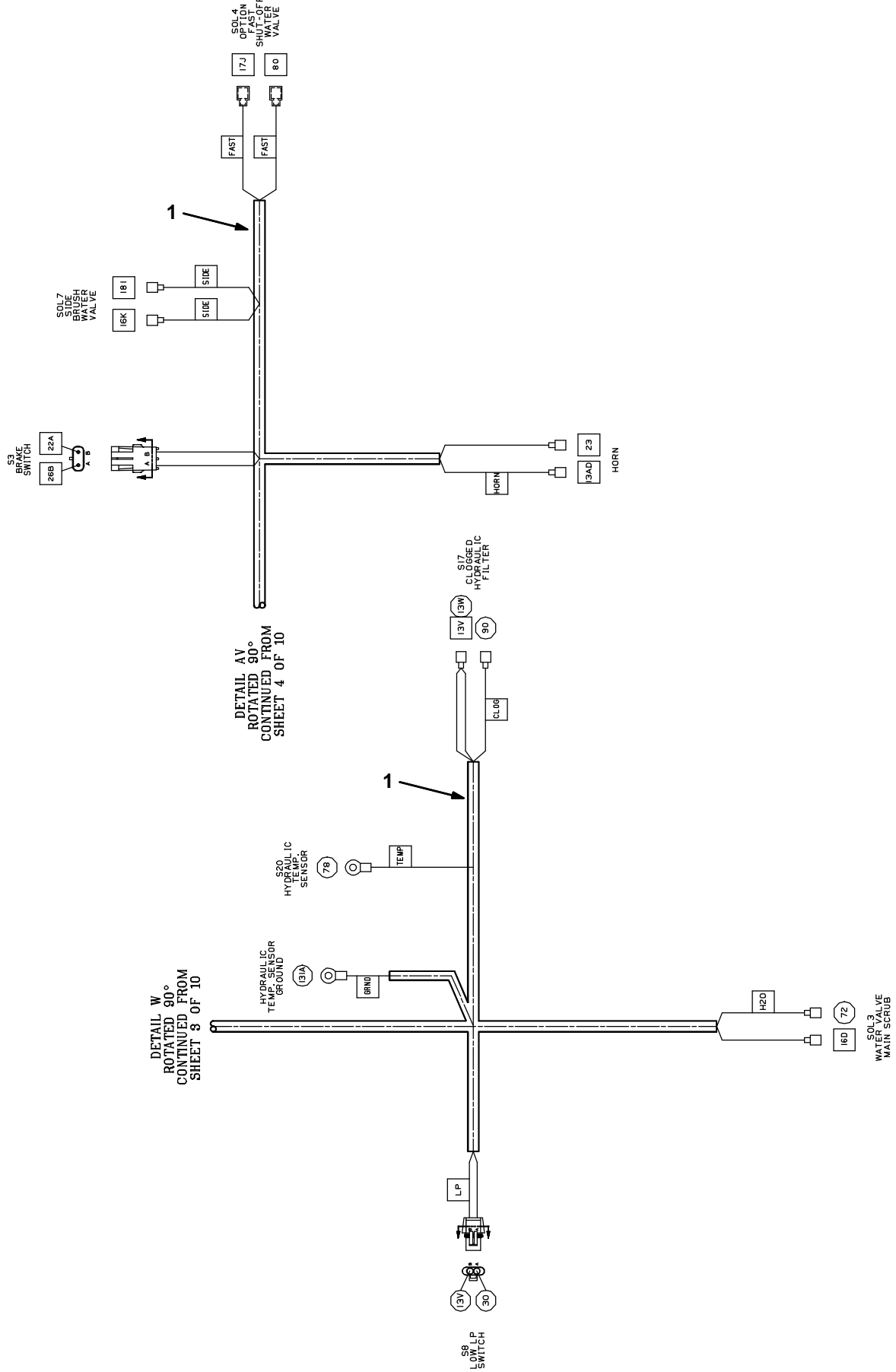


Fig. 96 – Electrical Wire Harness Group, Main

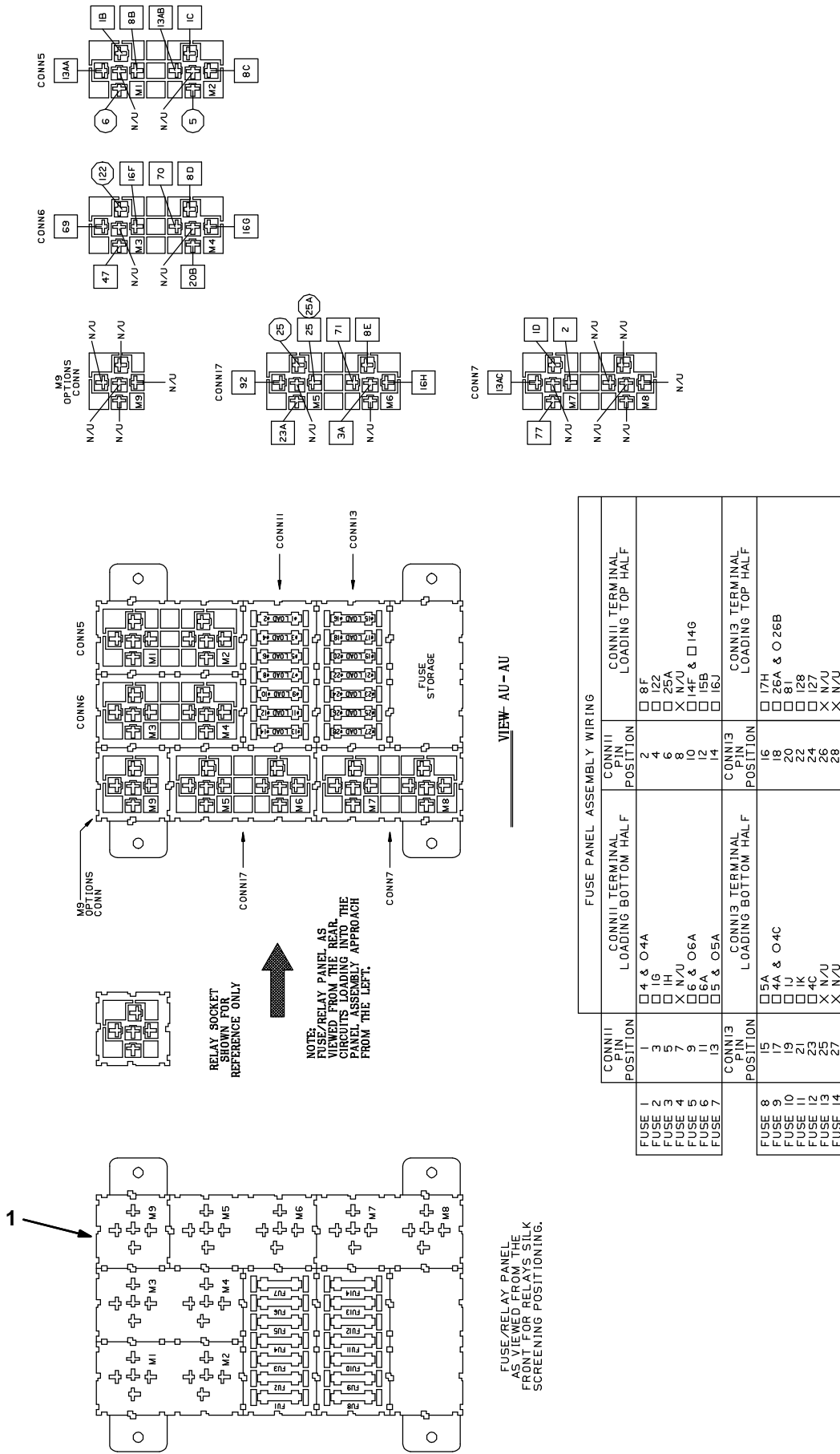


Fig. 96 - Electrical Wire Harness Group, Main

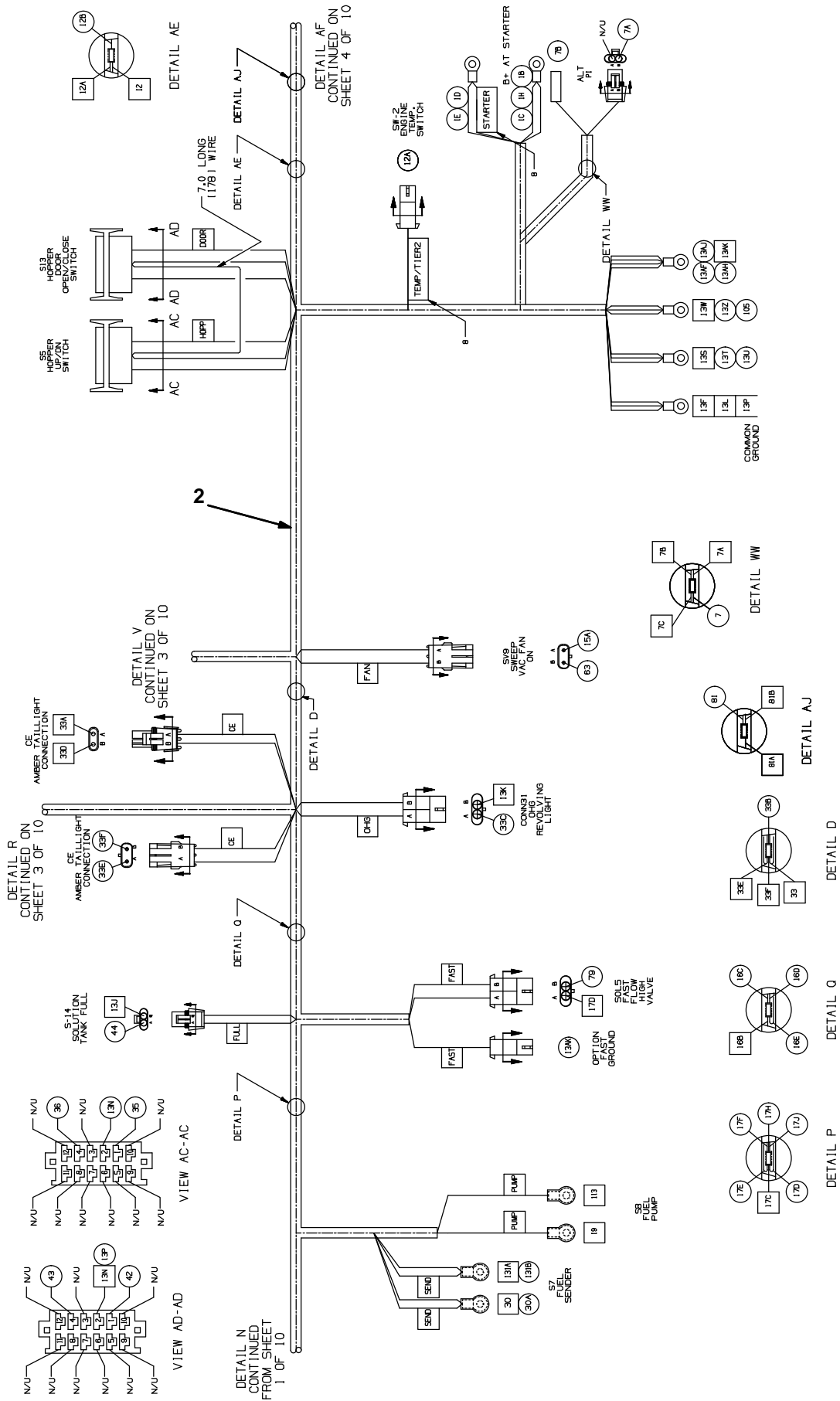
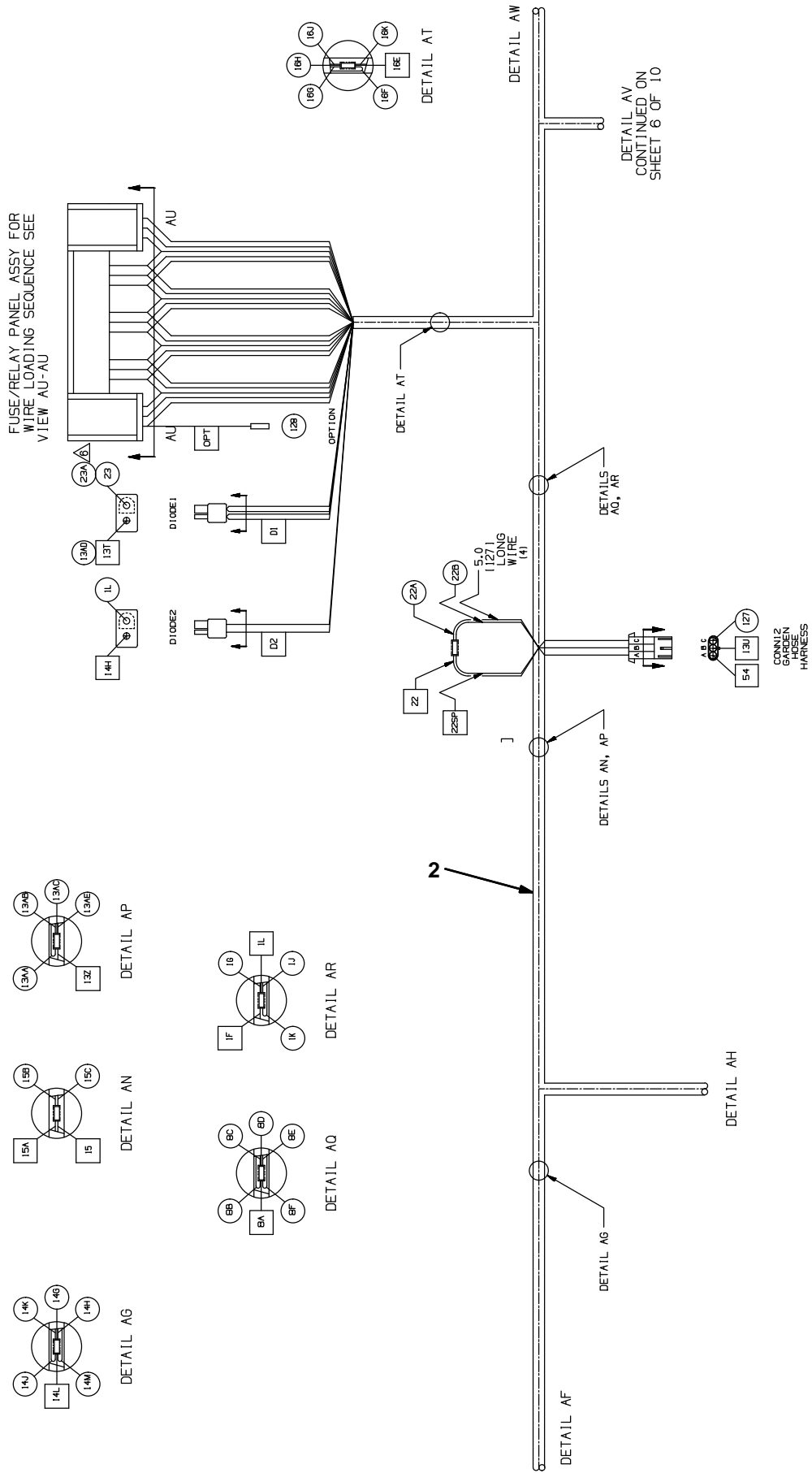


Fig. 96 - Electrical Wire Harness Group, Main



DETAIL AV
CONTINUED ON
SHEET 6 OF 10

Fig. 96 – Electrical Wire Harness Group, Main

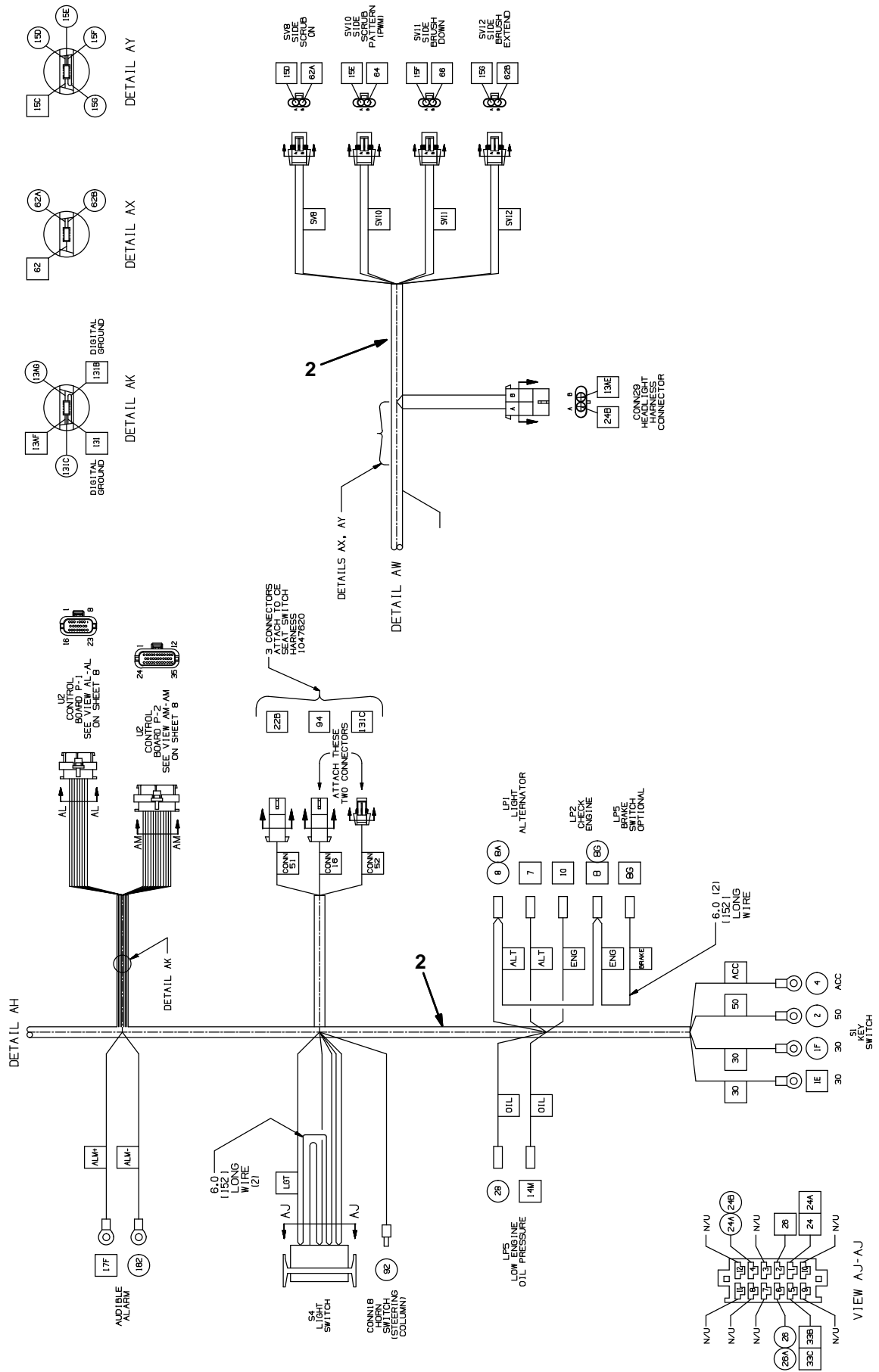


Fig. 96 – Electrical Wire Harness Group, Main

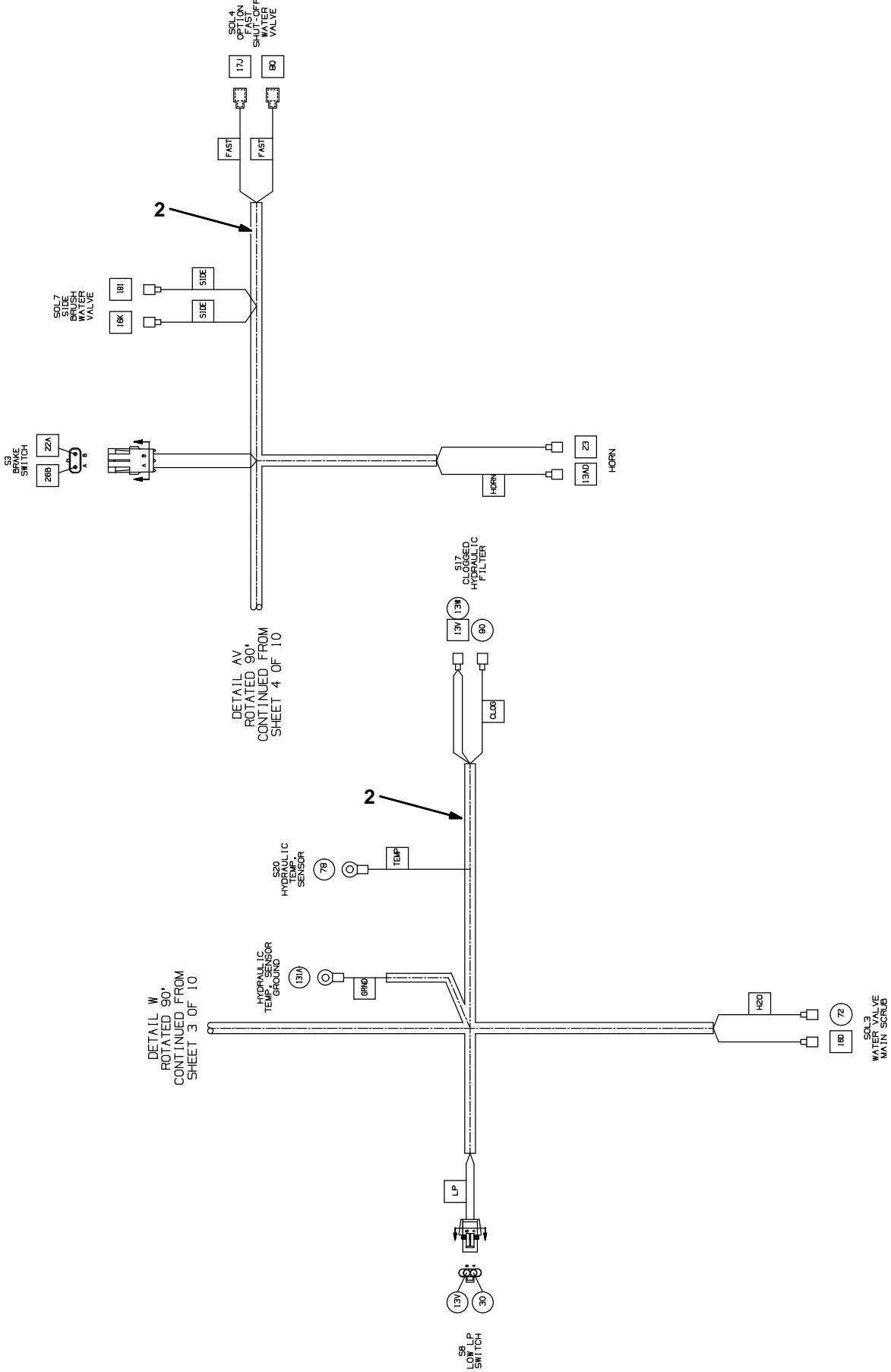
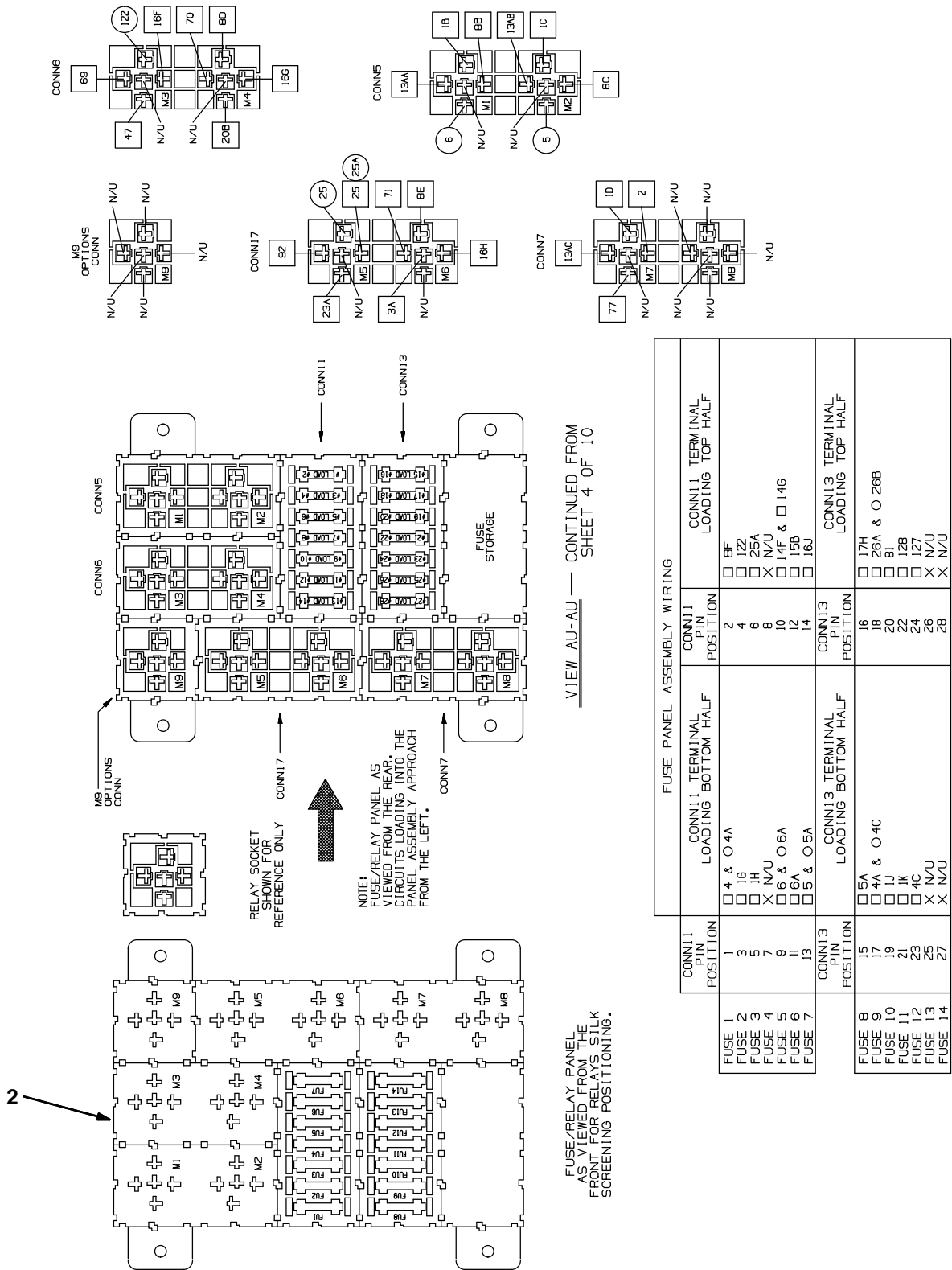


Fig. 96 – Electrical Wire Harness Group, Main



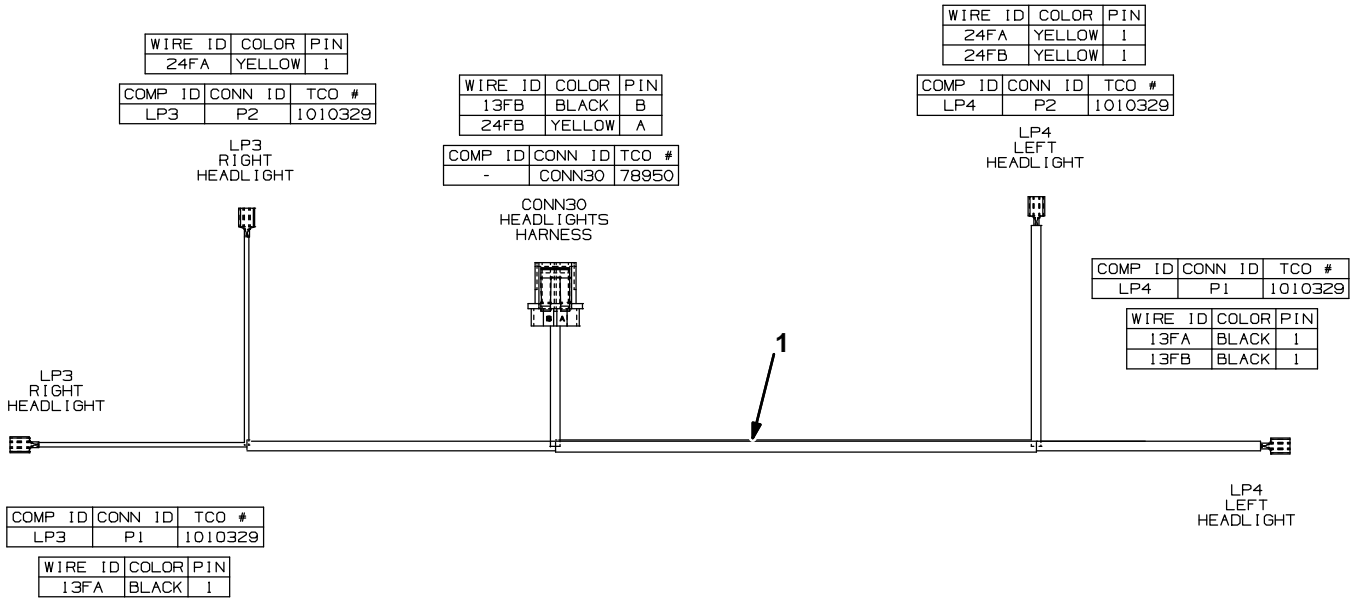
FUSE PANEL ASSEMBLY WIRING			
FUSE	CONN11 PIN POSITION	CONN11 TERMINAL LOADING BOTTOM HALF	CONN11 TERMINAL LOADING TOP HALF
FUSE 1	1	<input type="checkbox"/> 4 & O 4A	<input type="checkbox"/> BF
FUSE 2	3	<input type="checkbox"/> 10	<input type="checkbox"/> 122
FUSE 3	5	<input type="checkbox"/> 1H	<input type="checkbox"/> 25A
FUSE 4	7	<input checked="" type="checkbox"/> N/U	<input checked="" type="checkbox"/> 14F & <input type="checkbox"/> 14G
FUSE 5	9	<input checked="" type="checkbox"/> 6 & O 6A	<input type="checkbox"/> 156
FUSE 6	11	<input type="checkbox"/> 6A	<input type="checkbox"/> 15B
FUSE 7	13	<input type="checkbox"/> 5 & O 5A	<input type="checkbox"/> 16J
FUSE	CONN13 PIN POSITION	CONN13 TERMINAL LOADING BOTTOM HALF	CONN13 TERMINAL LOADING TOP HALF
FUSE 8	15	<input type="checkbox"/> 5A	<input type="checkbox"/> 17H
FUSE 9	17	<input type="checkbox"/> 4A & O 4C	<input type="checkbox"/> 26A & O 26B
FUSE 10	19	<input type="checkbox"/> 1J	<input type="checkbox"/> 8I
FUSE 11	21	<input type="checkbox"/> 1K	<input type="checkbox"/> 128
FUSE 12	23	<input type="checkbox"/> 4C	<input type="checkbox"/> 24
FUSE 13	25	<input checked="" type="checkbox"/> N/U	<input checked="" type="checkbox"/> 127
FUSE 14	27	<input checked="" type="checkbox"/> N/U	<input checked="" type="checkbox"/> N/U

354389 – M20

Ref.	Part No.	Serial Number	Description	Qty.
1	1018549	(0000–0067) Harness, Main [M20]	1
2	1071603	(0068–) Harness, Main [M20]	1

STANDARD PARTS

Fig. 97 – Electrical Wire Harness Group, Headlight



Ref.	Part No.	Serial Number	Description	Qty.
1	1024141	(0000-) Harness, Headlight [M20 And T20]	1

Fig. 98 – Electrical Wire Harness Group, Hopper

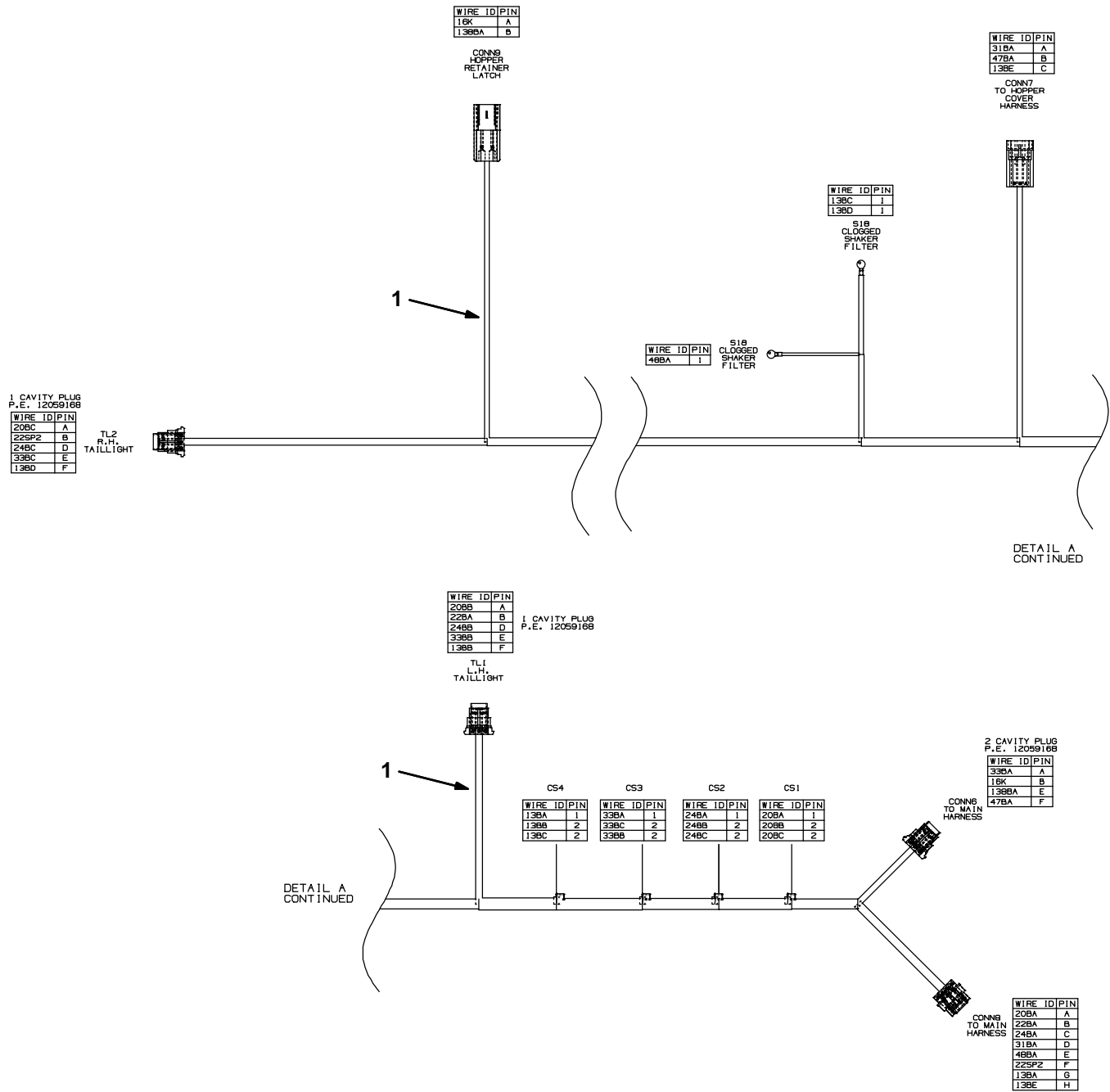


Fig. 98 – Electrical Wire Harness Group, Hopper

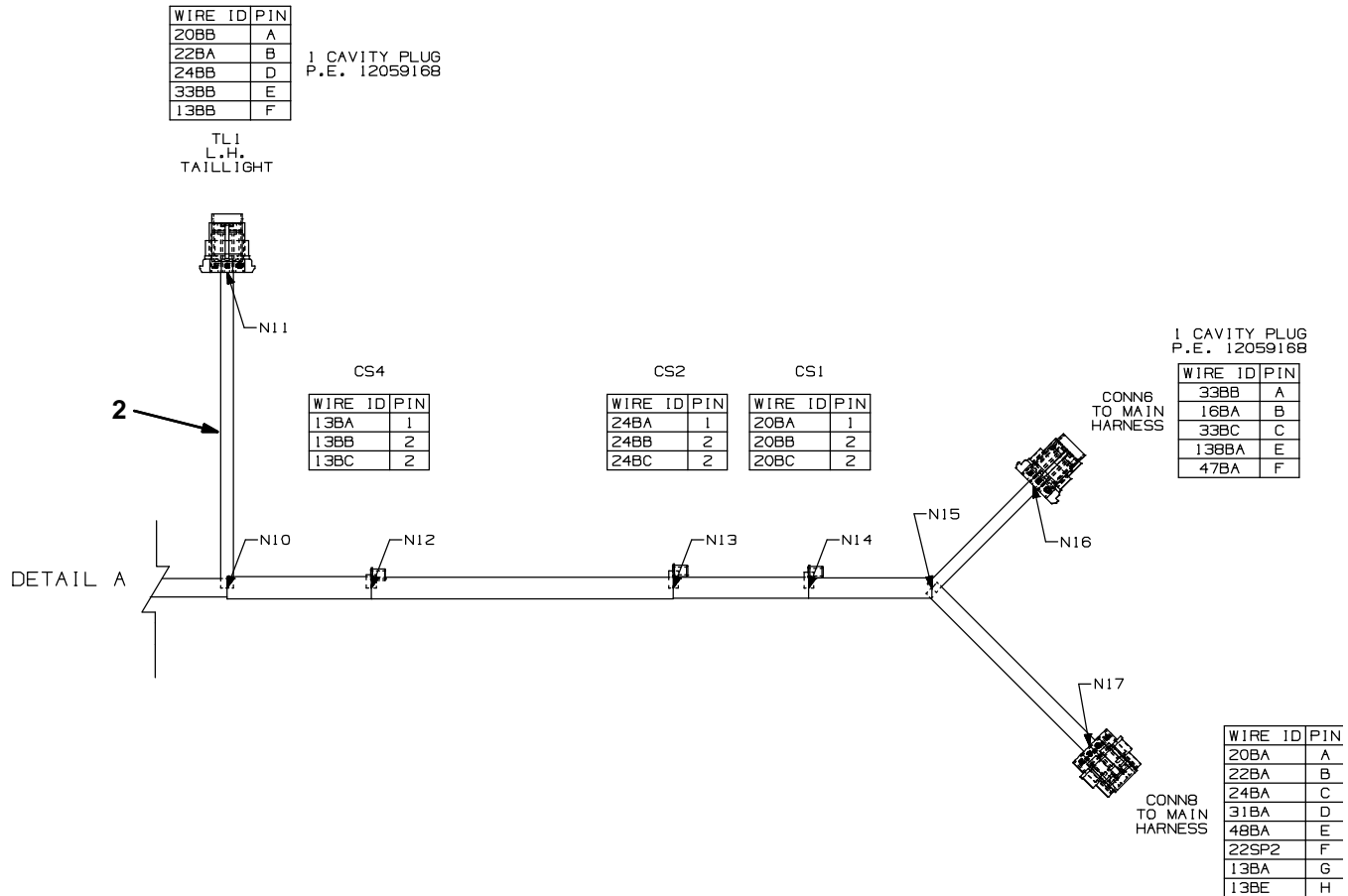
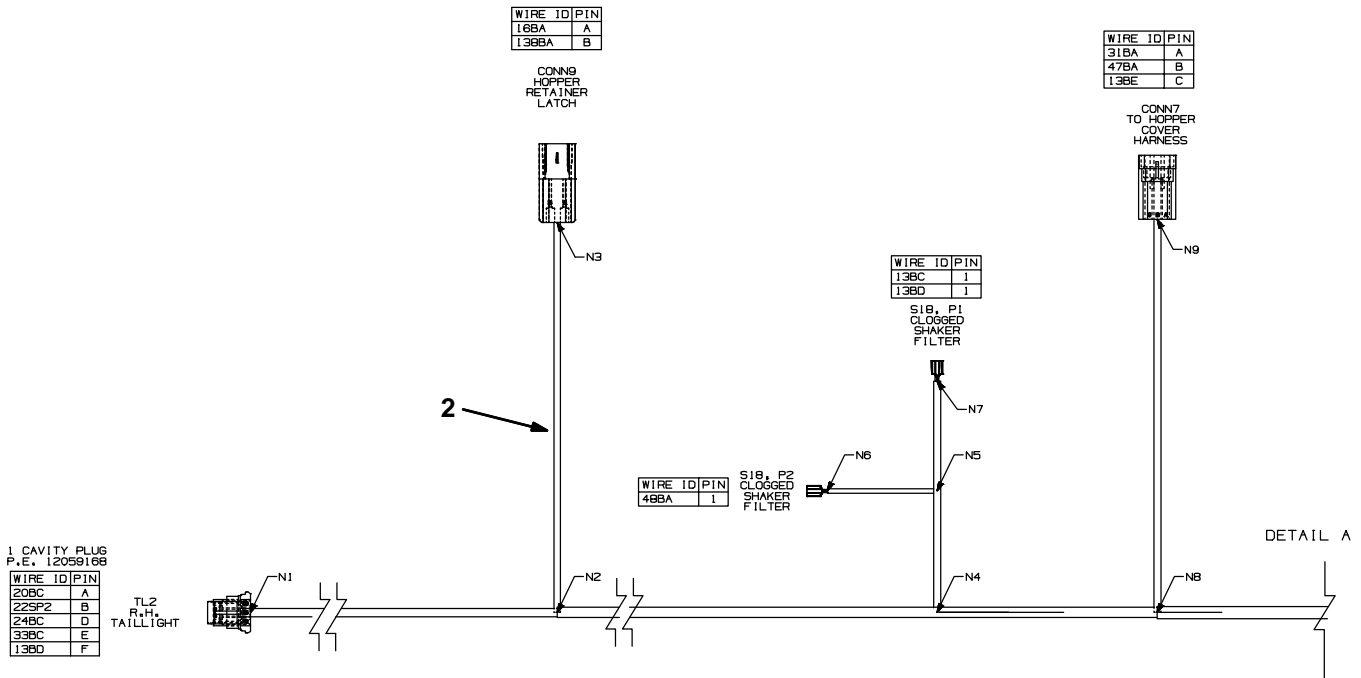
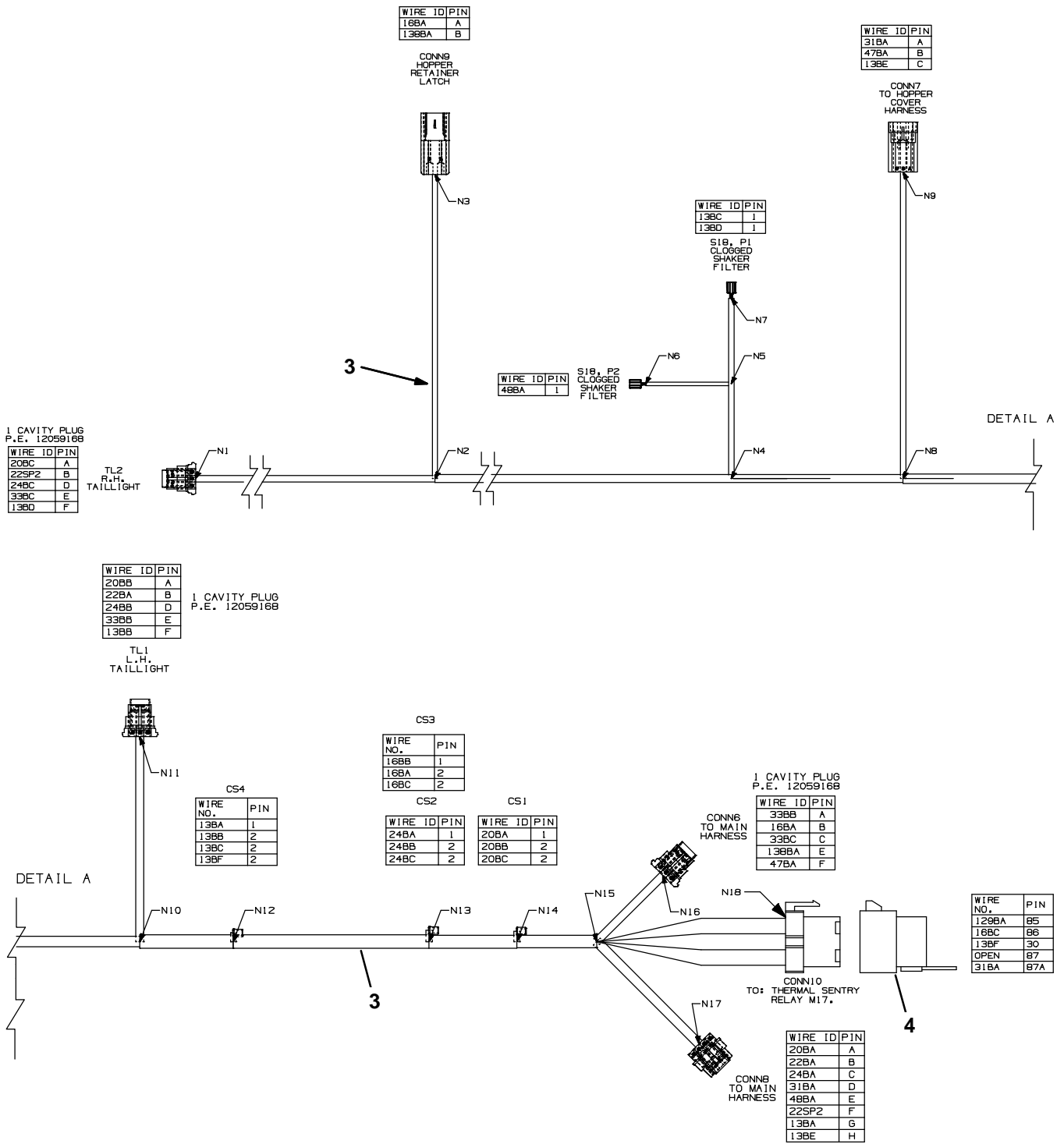


Fig. 98 – Electrical Wire Harness Group, Hopper



356253 – M20, M30

Ref.	Part No.	Serial Number	Description	Qty.
1	1019630	(0000-0067)	Harness, Hpr [M20]	1
2	1033624	(0068-xxxx)	Harness, Hpr [M20/M30]	1
3	1064371	(xxxx-)	Harness, Hpr [M20/M30]	1
4	56186	(xxxx-)	Relay, 12vdc, 040a, Spdt No	1

Fig. 99 – Electrical Wire Harness Group, Hopper Cover

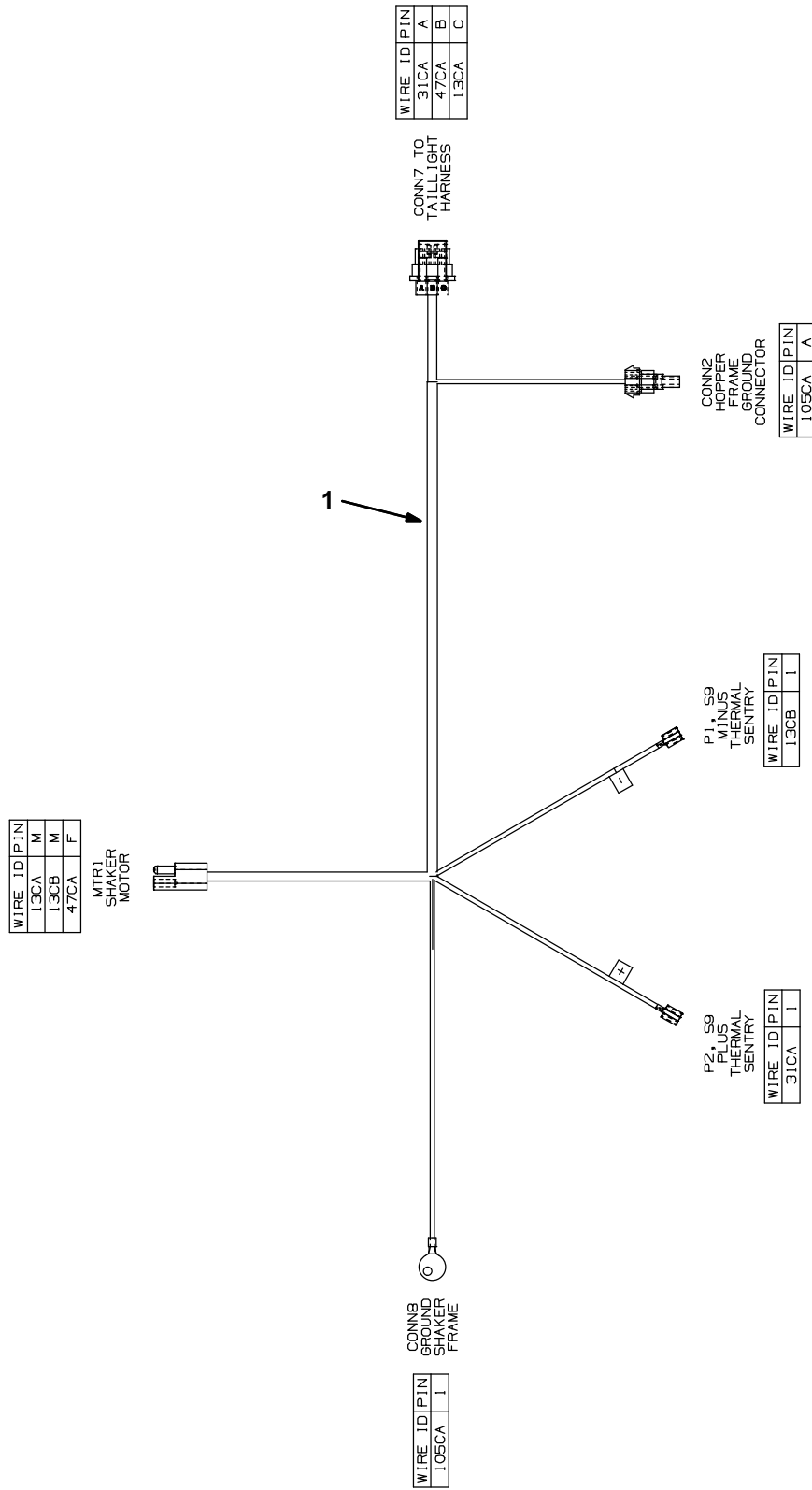
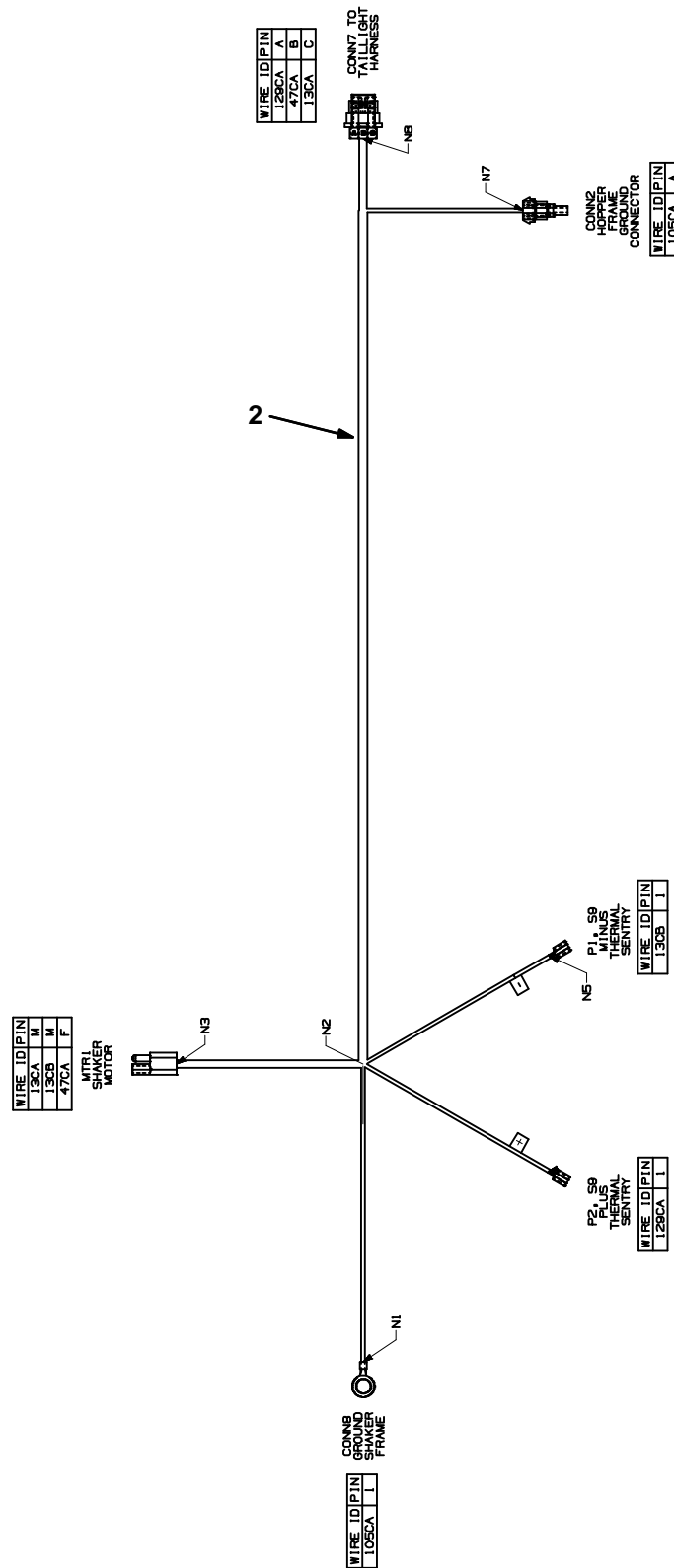


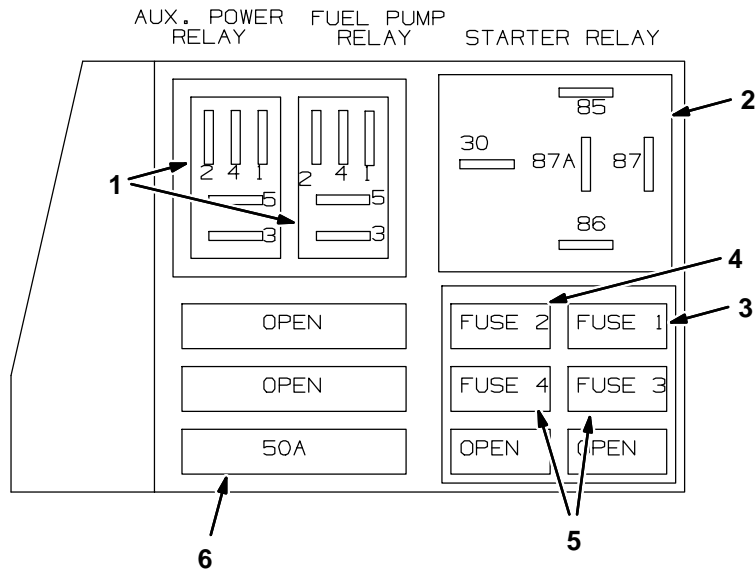
Fig. 99 – Electrical Wire Harness Group, Hopper Cover



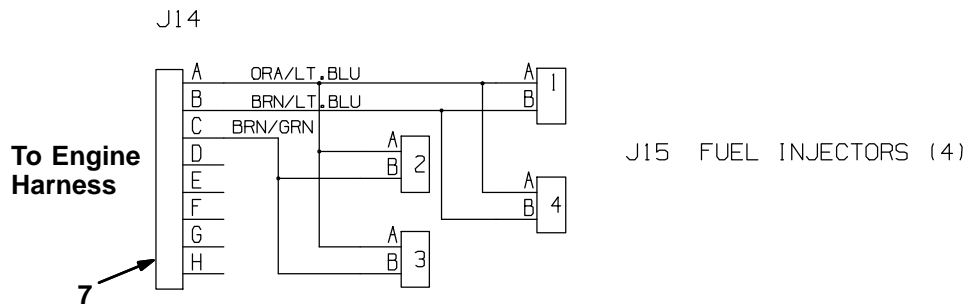
354389-354459

Ref.	Part No.	Serial Number	Description	Qty.
1	1019950	(0000-xxxx)	Harness, Hpr, Cover [M20]	1
2	1064370	(xxxx-)	Harness, Hpr, Cover [M20]	1

Fig. 100 – Electrical Wire Harness Group, Gasoline/LPG Engine



GAS INJECTOR AUX. HARNESS: E-CONT.



L.P. DUAL SOL. AUX. HARNESS: E-CONT.

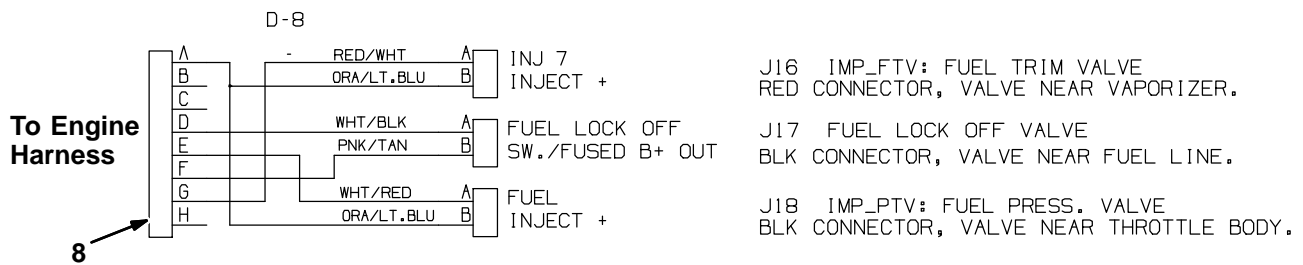


Fig. 100 – Electrical Wire Harness Group, Gasoline/LPG Engine

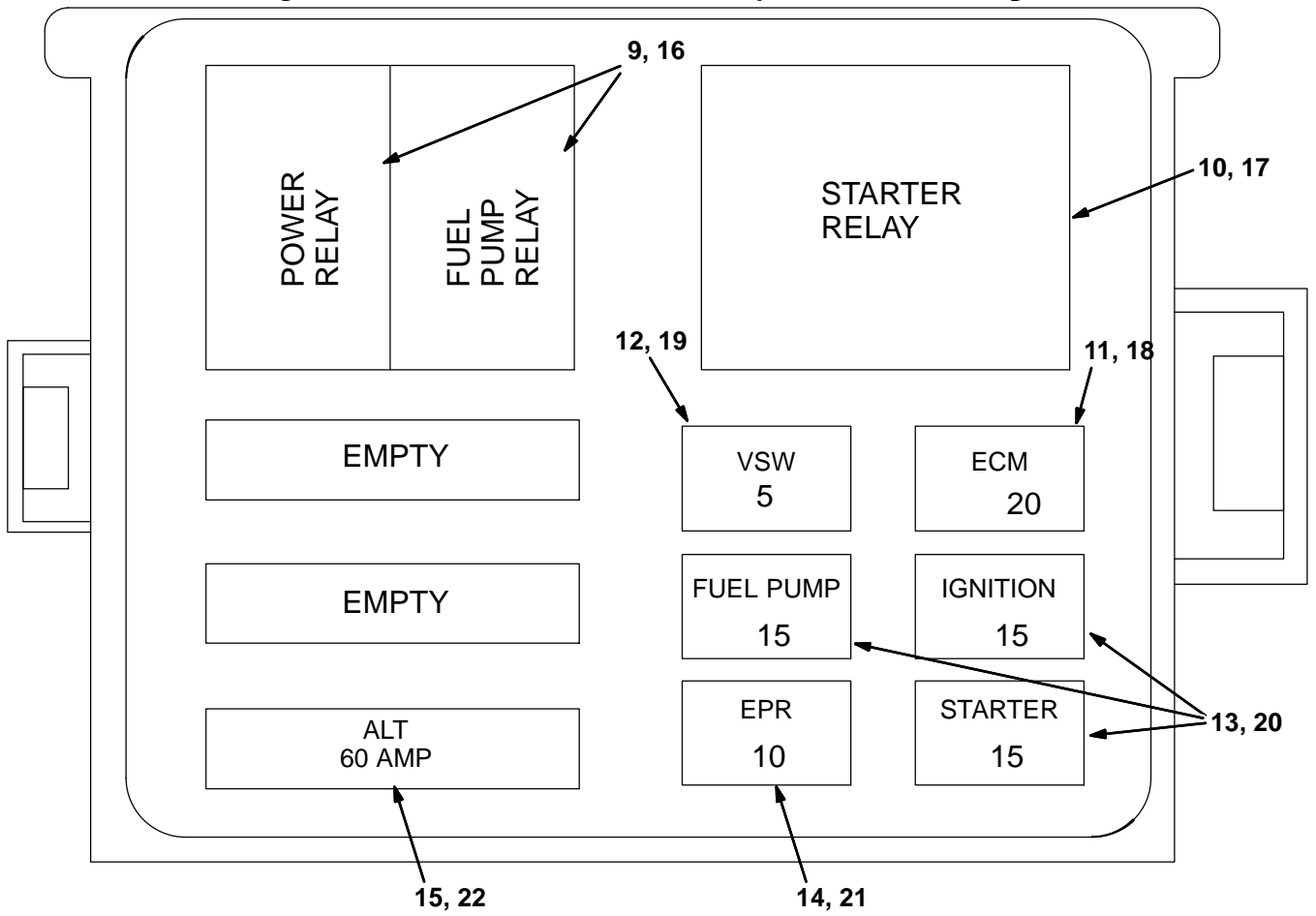
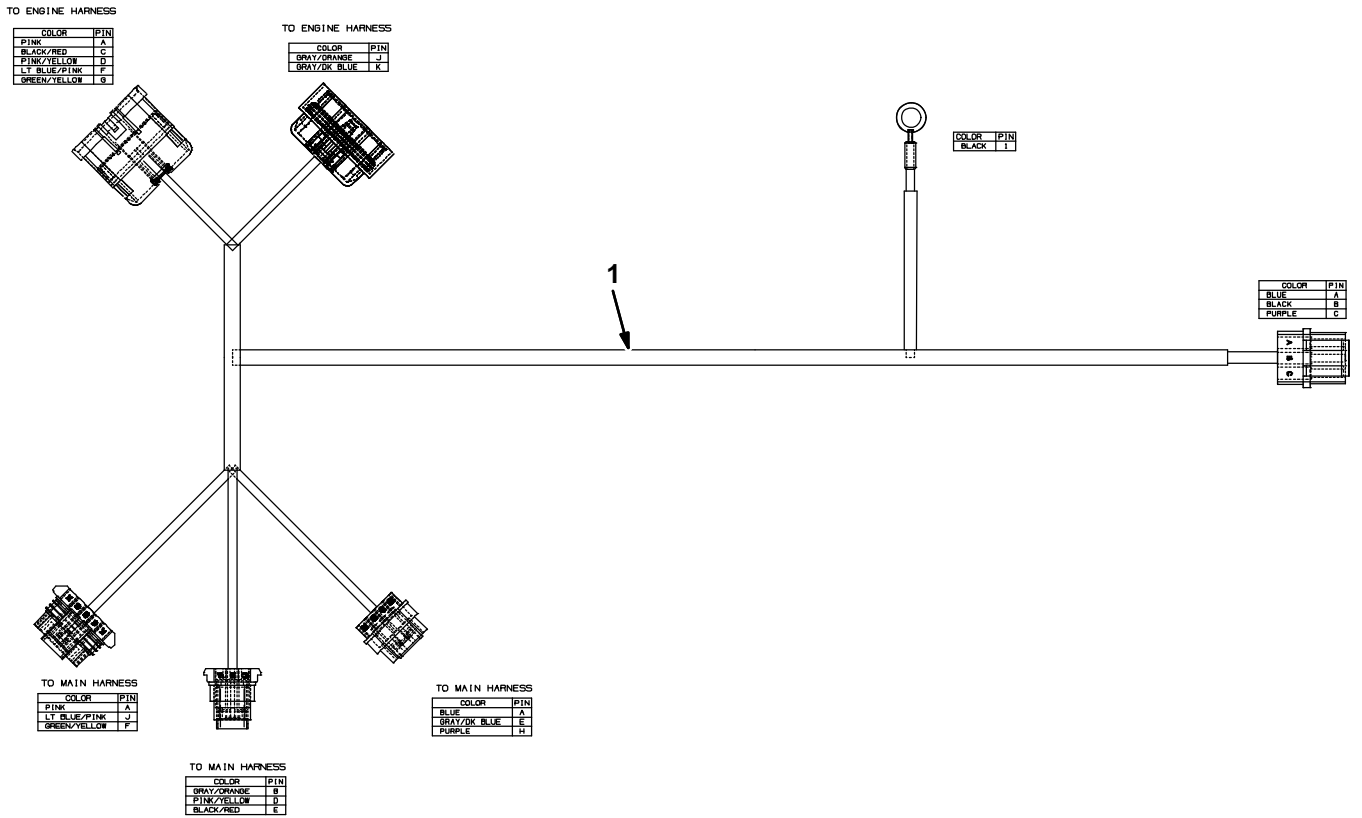


Fig. 100 –Electrical Wire Harness Group, Gasoline/LPG Engine

Ref.	Part No.	Serial Number	Description	Qty.
▽	1011018	(0000-0046) Harness, Eng [1.6l, Gm, E-cntrl]	1
▲	1 394916	(0000-0046) Relay, 12vdc, 20a, Spdt	2
▲	2 57804	(0000-0046) Relay, 12vdc, 40a, Spdt	1
▲	3 372235	(0000-0046) Fuse, 5 Amp, [Min-5]	1
▲	4 372237	(0000-0046) Fuse, 20 Amp, [Min-20]	1
▲	5 372236	(0000-0046) Fuse, 15 Amp, [Min-15]	2
▲	6 394921	(0000-0046) Fuse, 50amp	1
	7 1011019	(0000-0046) Harness, Injector, Gas [1.6l,Gm,E-cntrl]	1
	8 1011020	(0000-0046) Harness, Injector, Lpg [1.6l,Gm,E-cntrl]	1
▽	384997	(0047-0222) Harness, Wire, Eng, Gas [Gm 1.6L]	1
▲	9 394916	(0047-0222) Relay, 12vdc, 20a, Spdt	2
▲	10 57804	(0047-0222) Relay, 12vdc, 40a, Spdt	1
▲	11 372237	(0047-0222) Fuse, 20 Amp, [Min-20]	1
▲	12 372235	(0047-0222) Fuse, 5 Amp, [Min-5]	1
▲	13 372236	(0047-0222) Fuse, 15 Amp, [Min-15]	2
▲	14 384999	(0047-0222) Fuse, 10 Amp	1
▲	15 384998	(0047-0222) Fuse, 60 Amp	1
▽	1063457	(0223-0499) Harness, Wire, Eng, Gas [Gm 1.6L 10]	1
▲	9 394916	(0223-0499) Relay, 12vdc, 20a, Spdt	2
▲	10 57804	(0223-0499) Relay, 12vdc, 40a, Spdt	1
▲	11 372237	(0223-0499) Fuse, 20 Amp, [Min-20]	1
▲	12 372235	(0223-0499) Fuse, 5 Amp, [Min-5]	1
▲	13 372236	(0223-0499) Fuse, 15 Amp, [Min-15]	2
▲	14 384999	(0223-0499) Fuse, 10 Amp	1
▲	15 384998	(0223-0499) Fuse, 60 Amp	1
▽	384990	(0047-0222) Harness, Wire, Eng, Lpg [Gm 1.6l]	1
▲	16 394916	(0047-0222) Relay, 12vdc, 20a, Spdt	2
▲	17 57804	(0047-0222) Relay, 12vdc, 40a, Spdt	1
▲	18 372237	(0047-0222) Fuse, 20 Amp, [Min-20]	1
▲	19 372235	(0047-0222) Fuse, 5 Amp, [Min-5]	1
▲	20 372236	(0047-0222) Fuse, 15 Amp, [Min-15]	2
▲	21 384999	(0047-0222) Fuse, 10 Amp	1
▲	22 384998	(0047-0222) Fuse, 60 Amp	1
▽	1063456	(0223-0499) Harness, Wire, Eng, Lpg [Gm 1.6L 10]	1
▲	16 394916	(0223-0499) Relay, 12vdc, 20a, Spdt	2
▲	17 57804	(0223-0499) Relay, 12vdc, 40a, Spdt	1
▲	18 372237	(0223-0499) Fuse, 20 Amp, [Min-20]	1
▲	19 372235	(0223-0499) Fuse, 5 Amp, [Min-5]	1
▲	20 372236	(0223-0499) Fuse, 15 Amp, [Min-15]	2
▲	21 384999	(0223-0499) Fuse, 10 Amp	1
▲	22 384998	(0223-0499) Fuse, 60 Amp	1
	1071653	(0500-) Harness, Wire, Eng, Gas [Mit, 2.0L]	1
	1071654	(0500-) Harness, Wire, Eng, Lpg[Mit, 2.0L]	1

Fig. 101 – Electrical Wire Harness Group, Gasoline/LPG Engine Adapter Harness



354389-354459

Ref.	Part No.	Serial Number	Description	Qty.
1	1032216	(0047-) Harness, Adapter, Eng [2007]	1

Fig. 102 – Label Group



1

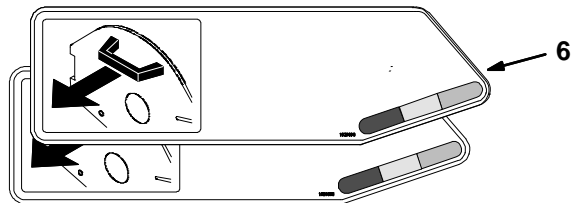
2




3



4




6



7

Fig. 102 – Label Group



Ref.	Part No.	Serial Number	Description	Qty.
1	1032418	(0000–) Label Set, Info/Hzrd, Swpr / Scrbr	1
2	1017141	(0000–) Label Set, Hi Temp	1
3	1065343	(0000–) Label, Logo, 05.75L 2Color [ES]	2
4	1065342	(0000–) Label, Logo, 07.95L 2Color [FaST]	2
5	1050003	(0000–) Label [User, Attention, ec–H2O]	2
6	1031017	(0000–) Label Set, Brush Indicator & Removal	1
7	1025101	(0000–) Label, Caution [Apply Parking Brake]	1
8	1064662	(0000–) Label, Model, 2Color [M20]	2
9	1062813	(0000–) Label, Logo, 12.3L 4Color [ec–H2O]	2
10	1064440	(0000–) Label, Logo, 16.9L 4Color [ec–H2O]	2
	374224	(0000–) Tape, Warning, Rh, Blk/Yel [33Mtr]	1
	C460919	(0000–) Tape, Warning, Left, Blk/Yel [33Mtr]	1

SECTION 3

Contents	Page
Fig. 1 - ES Pump Group	3-2
Fig. 2 - ES Tanks Group	3-4
Fig. 3 - Side Brush Motor Group (0000-0178) .	3-6
Fig. 4 - Side Brush Motor Group (0179-) .	3-8
Fig. 5 - Side Brush Lift Group	3-10
Fig. 6 - Side Brush Solution Control Group ...	3-12
Fig. 7 - Side Brush Hydraulic Valve Group	3-14
Fig. 8 - Side Brush Hydraulic Hose Group	3-16
Fig. 9 - FaST Solution Pump Group (0000-0145)	3-18
Fig. 10 - FaST Air Pump and Detergent Group (0000-0145)	3-20
Fig. 11 - FaST Foam Filter Group (0000-0145)	3-22
Fig. 12 - FaST Foam Filter Group, Side Brush (0000-0145)	3-24
Fig. 13 - FaST Wire Harness Group (0000-0145)	3-26
Fig. 13 - FaST Wire Harness Group (0000-0145)	3-27
Fig. 14 - FaST Pumps and Detergent Group (0146-)	3-28
Fig. 15 - FaST Solution Supply Group (0146-)	3-30
Fig. 16 - FaST Solution Supply Group with Side Brush (0146-)	3-32
Fig. 17 - FaST Wire Harness Group (0146-)	3-34
Fig. 18 - ec-H2O Solution Pump Group	3-36
Fig. 19 - ec-H2O Solution Pump Supply Group .	3-38
Fig. 20 - ec-H2O Solution Supply Group	3-40
Fig. 21 - ec-H2O Solution Supply Group with Side Brush	3-42
Fig. 22 - ec-H2O Wire Harnesses Group	3-44
Fig. 23 - Backup Alarm Kit	3-47
Fig. 24 - Light Kit, Flashing	3-48
Fig. 25 - Overhead Guard Kit	3-50
Fig. 26 - Vacuum Wand Kit (0000-xxxx)	3-52
Fig. 27 - Vacuum Wand Kit (xxxx-)	3-54
Fig. 28 - Spray Nozzle Kit	3-56
Fig. 29 - Squeegee Guard Kit	3-58
Fig. 30 - Documentation Group	3-60

Fig. 1 - ES Pump Group

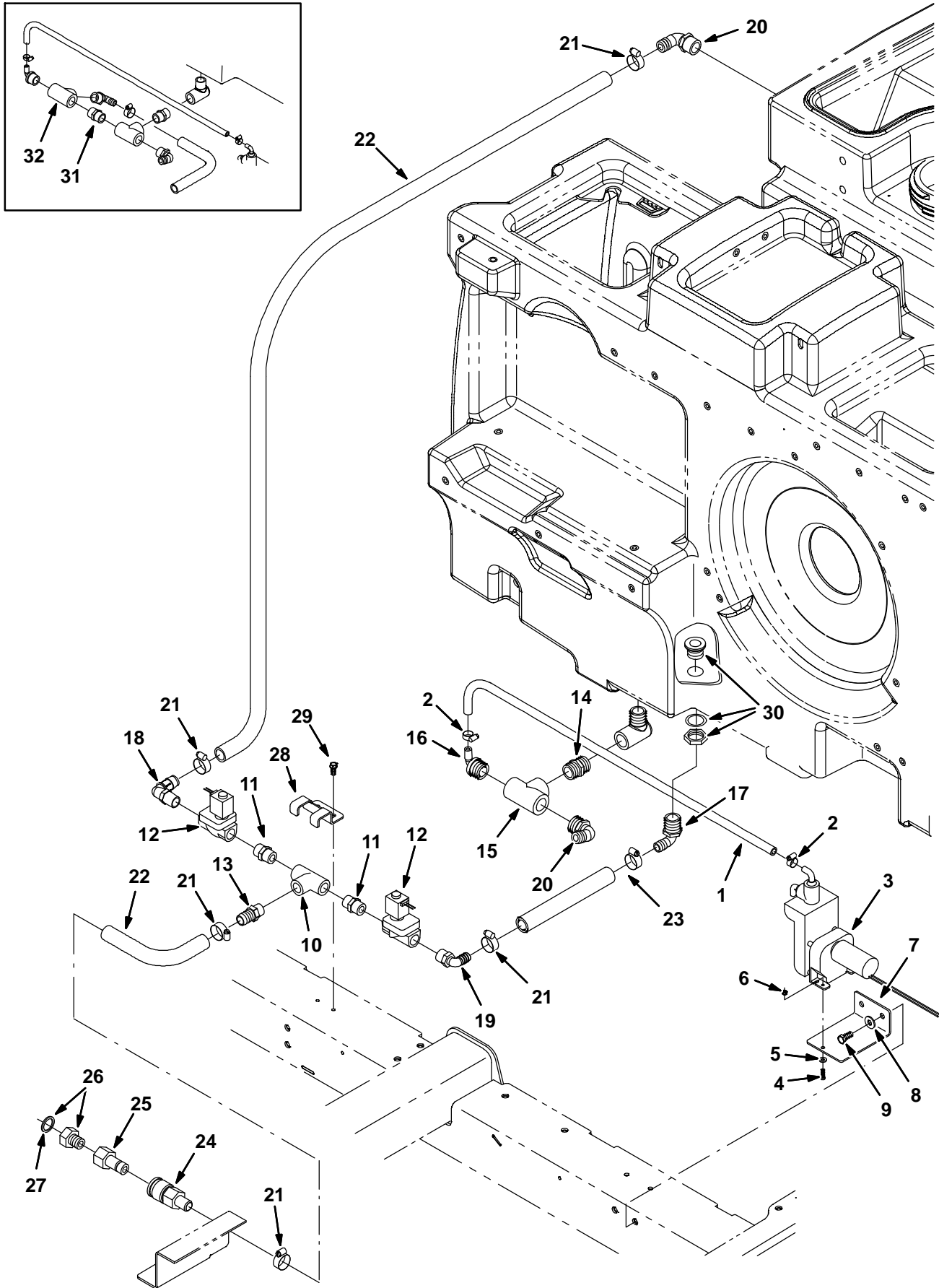


Fig. 1 – ES Pump Group

Ref.	Part No.	Serial Number	Description	Qty.	
1	41295	(0000–) Hose, Pvc, Clr, 0.38id 0.56od 48.00l	1	
2	43844	(0000–) Clamp, Hose, Wormdrive, 0.25–0.62d, .31w	2	
3	73260	(0000–) Pump, Detgt, 14vdc, 150ml/Min 20psi (See Breakdown)	1	
4	24265	(0000–) Screw, Pan, M4 X 0.7 X 16, Ss	2	
5	01683	(0000–) Washer, Flat, #10, Ss	2	
6	33932	(0000–) Nut, Hex, Lock, M4 X 0.7, NI, Ss	2	
7	1021325	(0000–) Bracket, Mtg, Valve	1	
8	01685	(0000–) Washer, Flat, 0.31, Ss	2	
9	09740	(0000–) Screw, Hex, M8 X 1.25 X 20, Ss	2	
10	79497	(0000–) Fitting, Plstc, Tee, Pf08/Pf08/Pf08	1	
11	86508	(0000–) Fitting, Plstc, Str, Pm08/Pm08	2	
12	73433	(0000–) Valve, Water, Solenoid, 12vdc 0.08pf	2	
13	78398	(0000–) Fitting, Plstc, Str, Bm12/Pm08, Nyl	1	
14	24544	(0000–) Fitting, Plstc, Str, Pm12/Pm12 1.60l	1	
15	42133A	(0000–) Fitting, Plstc, Tee, Pf12/Pf12/Pf12	1	
16	79484	(0000–) Fitting, Plstc, E90, Bm06/Pm12, Nyl	1	
17	73468	(0000–) Fitting, Plstc, E90, Bm10/Pm12	1	
18	63244–2	(0000–) Fitting, Plstc, E90, Bm12/Pm08	1	
19	630371	(0000–) Fitting, Plstc, E90, Bm10/Pm08	1	
20	14877	(0000–) Fitting, Plstc, E90, Bm12/Pm12	2	
21	63810	(0000–) Clamp, Hose, Wormdrive, 0.56–1.06d, .56w	6	
22	1015045	(0000–) Hose, Afmkt, Pvc, Brd 0.75id 08ft	1	
23	369811	(0000–) Hose, Pvc, Brd, 0.62id 0.88od 09.00l	1	
24	24105	(0000–) Fitting, Brs, Qdc, Bm12/Qf08	1	
25	33295	(0000–) Fitting, Brs, Qdc, Pf08 [Parker Bh3f]	1	
▽	26	375322	(0000–) Fitting Kit, Hose, Garden	1
▲	27	01316	(0000–) Washer, Flat, 0.66b 1.00d .12, Rbr	1
	28	1016837	(0000–) Bracket, Mtg, Valve	1
	29	361339	(0000–) Screw, Hex, M6 X 1.0 X 16, Fmg	2
	30	377349	(xxxx–) Fitting, Plstc, Pf12/Pf12, Bh	1
	31	24544	(0000–xxxx) Fitting, Plstc, Str, Pm12/Pm12 1.60l	1
	32	42133A	(0000–xxxx) Fitting, Plstc, Tee, Pf12/Pf12/Pf12	1

Fig. 2 - ES Tanks Group

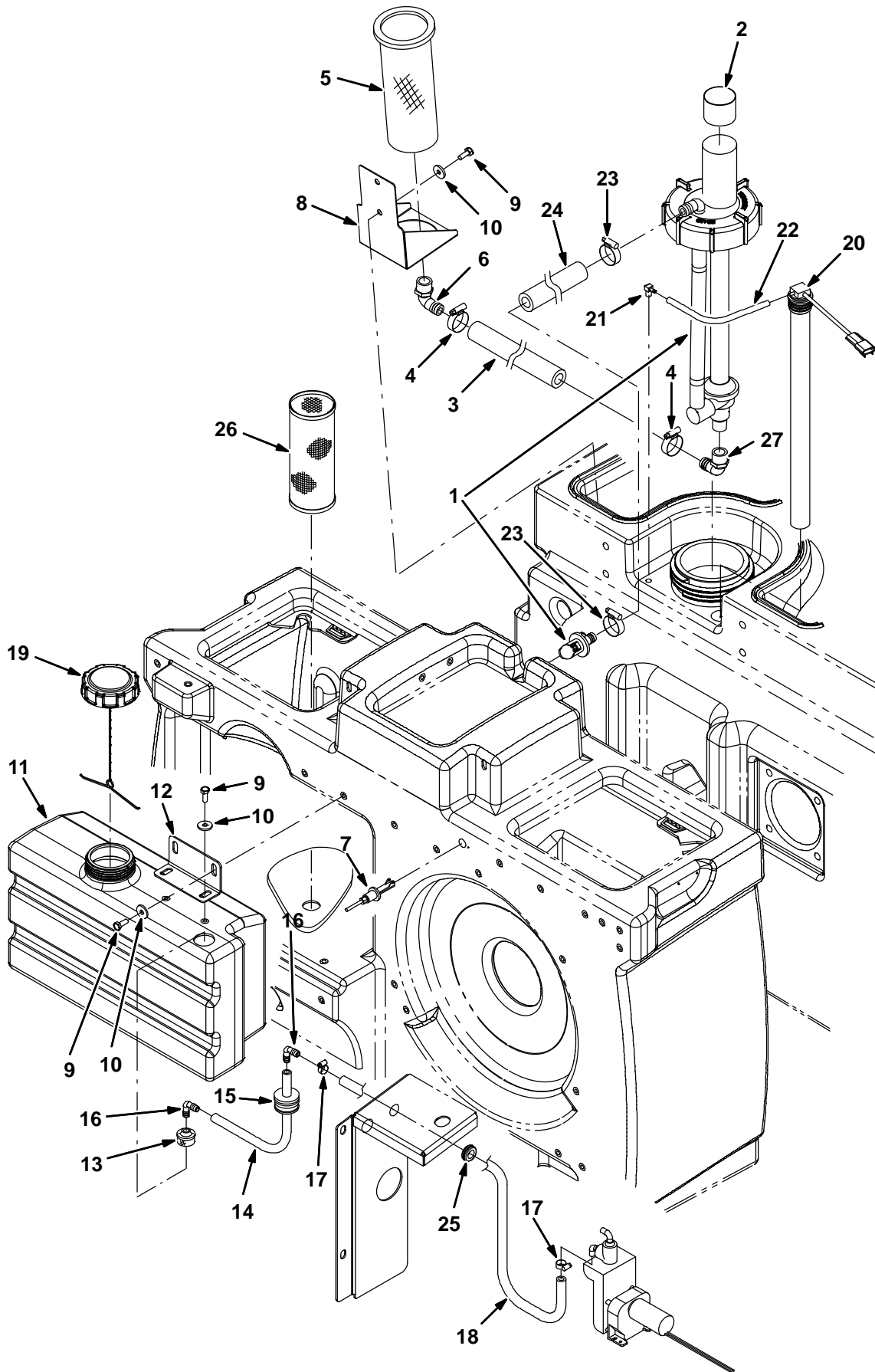


Fig. 2 – ES Tanks Group

Ref.	Part No.	Serial Number	Description	Qty.
1	1021210	(0000–) Pump Assy, Column, Es (See Breakdown)	1
2	1028697	(0000–) Sleeve, Rbr, 3.50b 3.58d 1.8l	1
3	1015033	(0000–) Hose, Afmkt, Pvc, Brd 0.62id 01ft	1
4	63810	(0000–) Clamp, Hose, Wormdrive, 0.56–1.06d, .56w	2
5	386652	(0000–) Strainer, Soltn, 20 Mesh, Cyl 3.5d 9.5l	1
6	24543	(0000–) Fitting, Plstc, E90, Bm12/Pf12	1
7	385685	(0000–) Sensor, Level, Liq, 14vdc 01a .62–11	1
8	1019636	(0000–) Bracket, Mtg, Strainer	1
9	09740	(0000–) Screw, Hex, M8 X 1.25 X 20, Ss	6
10	1017218	(0000–) Washer, Flat, 0.32b 1.00d .12, Ss	6
11	1022229	(0000–) Tank, Detgt, Trimmed	1
12	1025159	(0000–) Bracket, Mtg, Detgt And Spray Wand	1
13	20952	(0000–) Screen, Pump	1
14	1014974	(0000–) Hose, Afmkt, Pvc, Brd 0.38id 02ft	1
15	20944	(0000–) Grommet, Pye, 0.37id, F/1.5h, .13 Matl	1
16	20951	(0000–) Fitting, Plstc, E90, Bm06/Bm06	2
17	43844	(0000–) Clamp, Hose, Wormdrive, 0.25–0.62d, .31w	2
18	41295	(0000–) Hose, Pvc, Clr, 0.38id 0.56od 48.00l	1
19	1011885	(0000–) Cap, Tank	1
20	1029497	(0000–) Switch Assy, Press, 3.0, 19.5l Tube	1
21	32183	(0000–) Fitting, Brs, E90, Pm02/Bm03	1
22	1031572	(0000–) Hose, Afmkt, Vacuum, 0.16id 01ft	1
23	63810	(0000–) Clamp, Hose, Wormdrive, 0.56–1.06d, .56w	2
24	1015033	(0000–) Hose, Afmkt, Pvc, Brd 0.62id 01ft	1
25	10632–2	(0000–) Grommet, Rbr, 0.62id, F/0.9h, .12 Matl	1
26	1039019	(0000–) Filter, Soltn, 020mesh, Pm12 3.2d 08.0l	1
27	14877	(0000–) Fitting, Plstc, E90, Bm12/Pm12	1

Fig. 3 – Side Brush Motor Group (0000–0178)

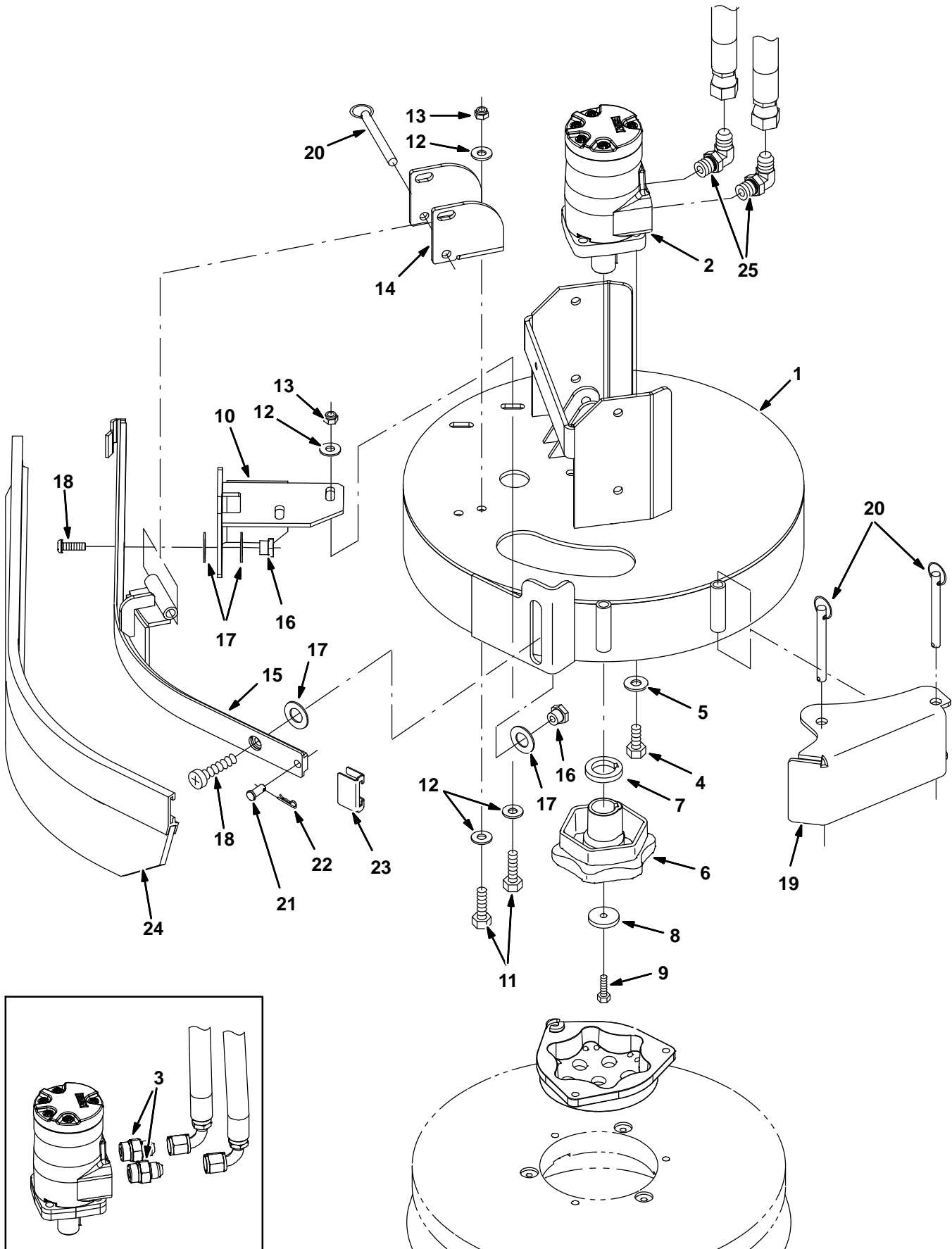


Fig. 3 – Side Brush Motor Group (0000–0178)

Ref.	Part No.	Serial Number	Description	Qty.
1	1021794	(0000–0178) Bracket Wldt, Mtg, Side Brush	1
2	1029379	(0000–0178) Motor, Hyd, Gear, Int 08.9 Bi–Dir 2500 (See Breakdowns)	1
3	56692	(0000–0039) Fitting, Hyd, Str, Jm08/Om10	2
4	01762	(0000–0178) Screw, Hex, .38–16 X 0.75, NI	4
5	32492	(0000–0178) Washer, Flat, 0.38 Std	4
6	1042968	(0000–0178) Hub, Drive, Brush, Disk, 1.00b [6t]	1
7	25611	(0000–0178) Spacer, Hub, Keyed	1
8	19191	(0000–0178) Spacer	1
9	25046	(0000–0178) Screw, Hex, .25–20 X 1.00, 5	1
10	1022135	(0000–0178) Bracket, Mtg, Sqge	1
11	09010	(0000–0178) Screw, Hex, M8 X 1.25 X 25, Ss	4
12	01685	(0000–0178) Washer, Flat, 0.31, Ss	8
13	08713	(0000–0178) Nut, Hex, Lock, M8 X 1.25, NI, Ss	4
14	1022188	(0000–0178) Bar, Retainer	1
15	1022111	(0000–0178) Frame Wldt, Sqge, Side Brush	1
16	1022302	(0000–0178) Nut, T, M8 X 1.25 X 14.5od X 9.5l	2
17	64425	(0000–0178) Washer, Thrust, 0.61b 1.25d .06, Fgl	4
18	223470	(0000–0178) Screw, Btn, M8 X 1.25 X 25, Ss	2
19	1022260	(0000–0178) Bumper Wldt, Brush, Side	1
20	369359	(0000–0178) Pin, Hitch, .375d X 3.12l, PI	3
21	46800	(0000–0178) Pin, Clevis, 0.31d X 0.75l	1
22	08179	(0000–0178) Pin, Cotter, .094 X 1.00	1
23	86759	(0000–0178) Retainer, Sqge	1
24	1025005	(0000–0178) Squeegee Assy, Sba, Linatex	1
24	1027716	(0000–0178) Squeegee Assy, Sba, Ure	1
25	56821	(0040–0178) Fitting, Hyd, E90, Jm08/Om10	1

Fig. 4 – Side Brush Motor Group (0179-)

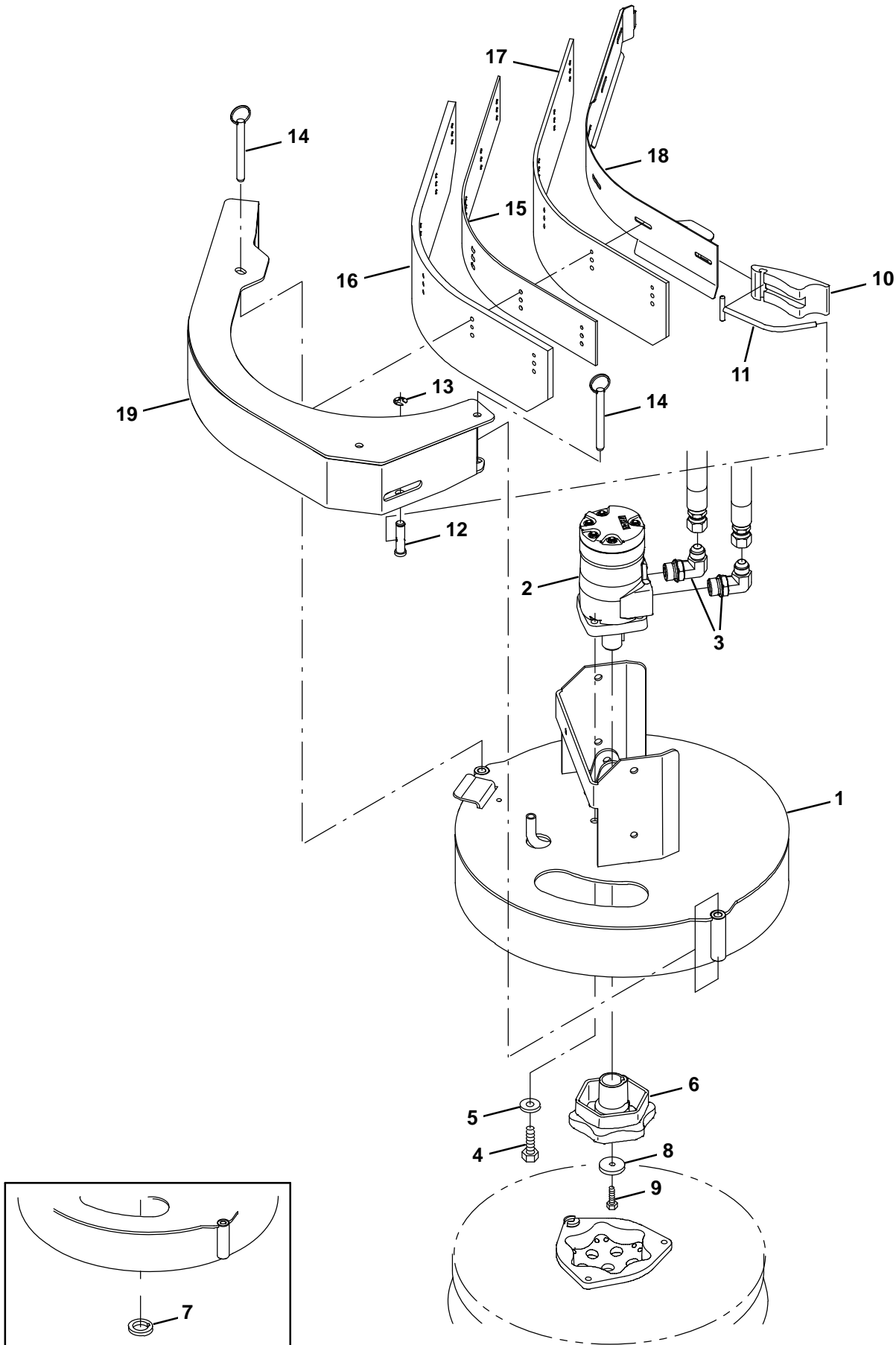


Fig. 4 – Side Brush Motor Group (0179–)

Ref.	Part No.	Serial Number	Description	Qty.
1	1047002	(0179–)	Bracket Wldt, Mtg, Side Brush Fixed	1
2	1029379	(0179–0447)	Motor, Hyd, Gear, Int 08.9 Bi–Dir 2500 (See Breakdowns)	1
2	1068812	(0448–)	Motor, Hyd, Gear, Int 08.9 Bi–Dir 2500	1
3	56821	(0179–)	Fitting, Hyd, E90, Jm08/Om10	2
4	01762	(0179–)	Screw, Hex, .38–16 X 0.75, NI	4
5	32492	(0179–)	Washer, Flat, 0.38 Std	4
6	1042968	(0179–)	Hub, Drive, Brush, Disk, 1.00b [6t]	1
7	25611	(0179–0447)	Spacer, Hub, Keyed	1
8	19191	(0179–)	Spacer	1
9	25046	(0179–)	Screw, Hex, .25–20 X 1.00, 5	1
10	21601	(0179–)	Cam, Front	1
11	386298	(0179–)	Pin Wldt, Front	1
12	21603	(0179–)	Pin, Grvd, 0.43d 01.8l [303ss]	1
13	24555	(0179–)	Ring, Retaining, Ext, 0.38d, [E–Ring]	1
14	369359	(0179–)	Pin, Hitch, .375d X 3.12l, PI	2
15	1046995	(0179–)	Spacer, Sqge, Side Brush, Rbr	1
16	1046980	(0179–)	Blade, Sqge, Side Brush, Linatex	1
16	1059091	(0179–)	Blade, Sqge, Side Brush, Urethane	1
17	1047238	(0179–)	Blade, Sqge, Side Brush, Linatex	1
17	1059092	(0179–)	Blade, Sqge, Side Brush, Urethane	1
18	1047060	(0179–)	Plate Wldt, Retainer, Sqge	1
19	1046976	(0179–)	Bumper Wldt, Brush, Side	1

Fig. 5 – Side Brush Lift Group

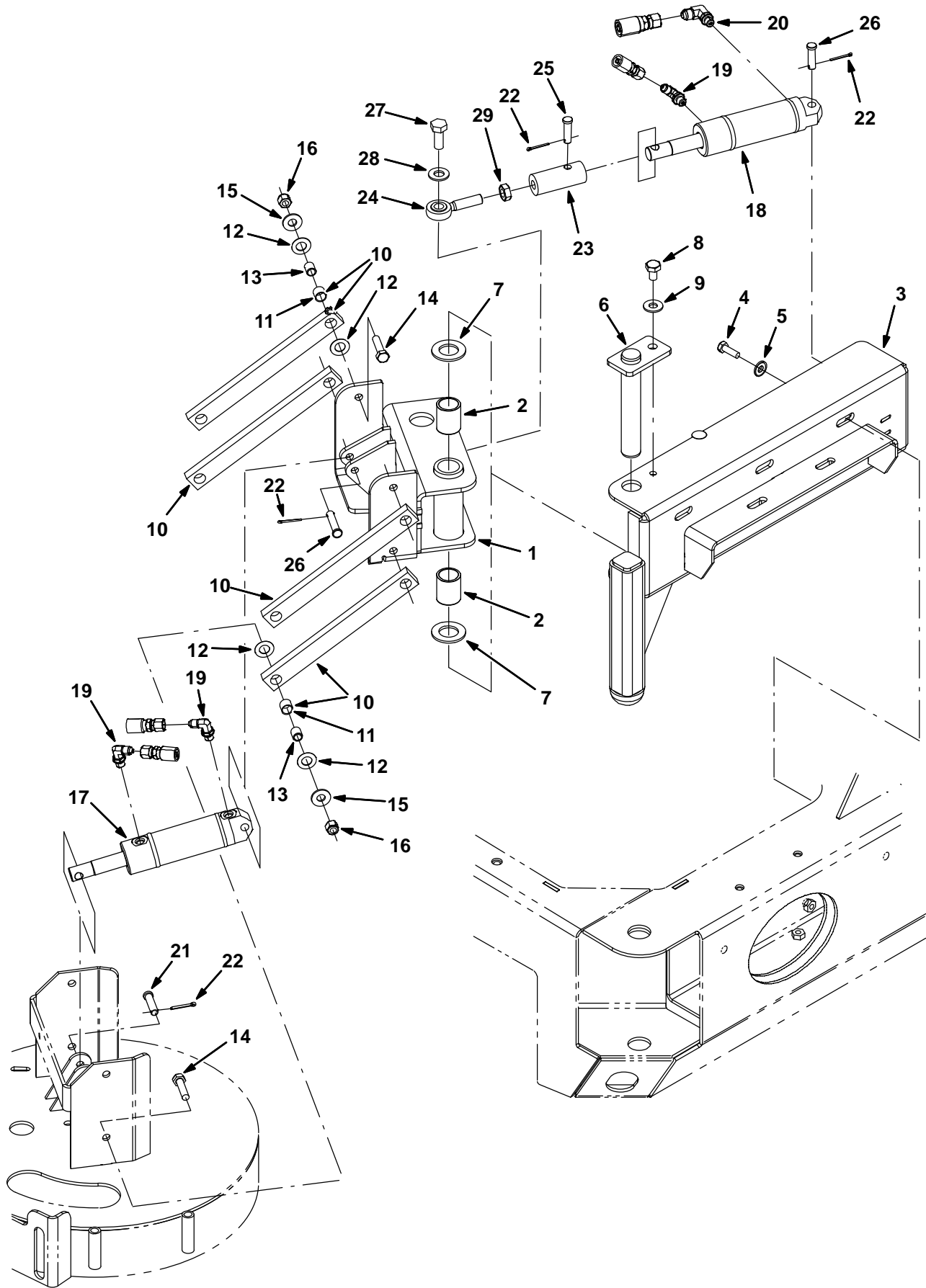


Fig. 5 – Side Brush Lift Group

Ref.	Part No.	Serial Number	Description	Qty.	
1	1021439	(0000–) Pivot Wldt, Brush, Side	1	
2	71868	(0000–) Bushing, Sleeve, 1.00b 1.13d 1.50l, Fgl	2	
3	1021473	(0000–) Channel Wldt, Pivot	1	
4	09010	(0000–) Screw, Hex, M8 X 1.25 X 25, Ss	5	
5	41186	(0000–) Washer, Flat, Belleville, .31	5	
6	1021617	(0000–) Pin Wldt	1	
7	71869	(0000–) Washer, Thrust, 1.00b 1.75d 0.13w, Fbr	2	
8	16735	(0000–) Screw, Hex, M8 X 1.25 X 16, 8.8	1	
9	32491	(0000–) Washer, Flat, 0.31, Std	1	
▽	10	63175–1	(0000–) Arm, Link	4
▲	11	63233	(0000–) Bushing, Sleeve, 0.50b 0.59d 0.50l, Bnz	2
	12	59633	(0000–) Bearing, Thrust, 0.53b 1.00d 0.03w	16
	13	1027926	(0000–) Sleeve, P/M, 0.37b 0.50d 0.6l [430ss]	8
	14	36845	(0000–) Screw, Hex, .38–16 X 1.50, Ss	8
	15	01685	(0000–) Washer, Flat, 0.31, Ss	8
	16	59156	(0000–) Nut, Hex, Lock, .38–16, NI, Ss	8
	17	1038137	(0000–) Cylinder, Hyd, 1.5b 07.8l 02.80strk 2500	1
	18	1038115	(0000–) Cylinder, Hyd, 1.5b 07.8l 02.75strk 2500	1
	19	77097	(0000–) Fitting, Hyd, E90, Jm04/Om04	3
	20	77098	(0000–) Fitting, Hyd, E90, Jm06/Om04	1
	21	29558	(0000–) Pin, Clevis, 0.37d X 1.50l	1
	22	08179	(0000–) Pin, Cotter, .094 X 1.00	4
	23	1021564	(0000–) Adapter, Rod–End, Side Brush	1
	24	71874	(0000–) Rod–End, .50–20rh Mal 0.50b	1
	25	29557	(0000–) Pin, Clevis, 0.37d X 1.31l	1
	26	17461	(0000–) Pin, Clevis, 0.37d X 1.75l	2
	27	41346	(0000–) Screw, Hex, M12 X 1.75 X 30, 8.8	1
	28	32486	(0000–) Washer, Flat, 0.50 Sae	1
	29	48985	(0000–) Nut, Hex, Jam, .50–20	1

Fig. 6 – Side Brush Solution Control Group

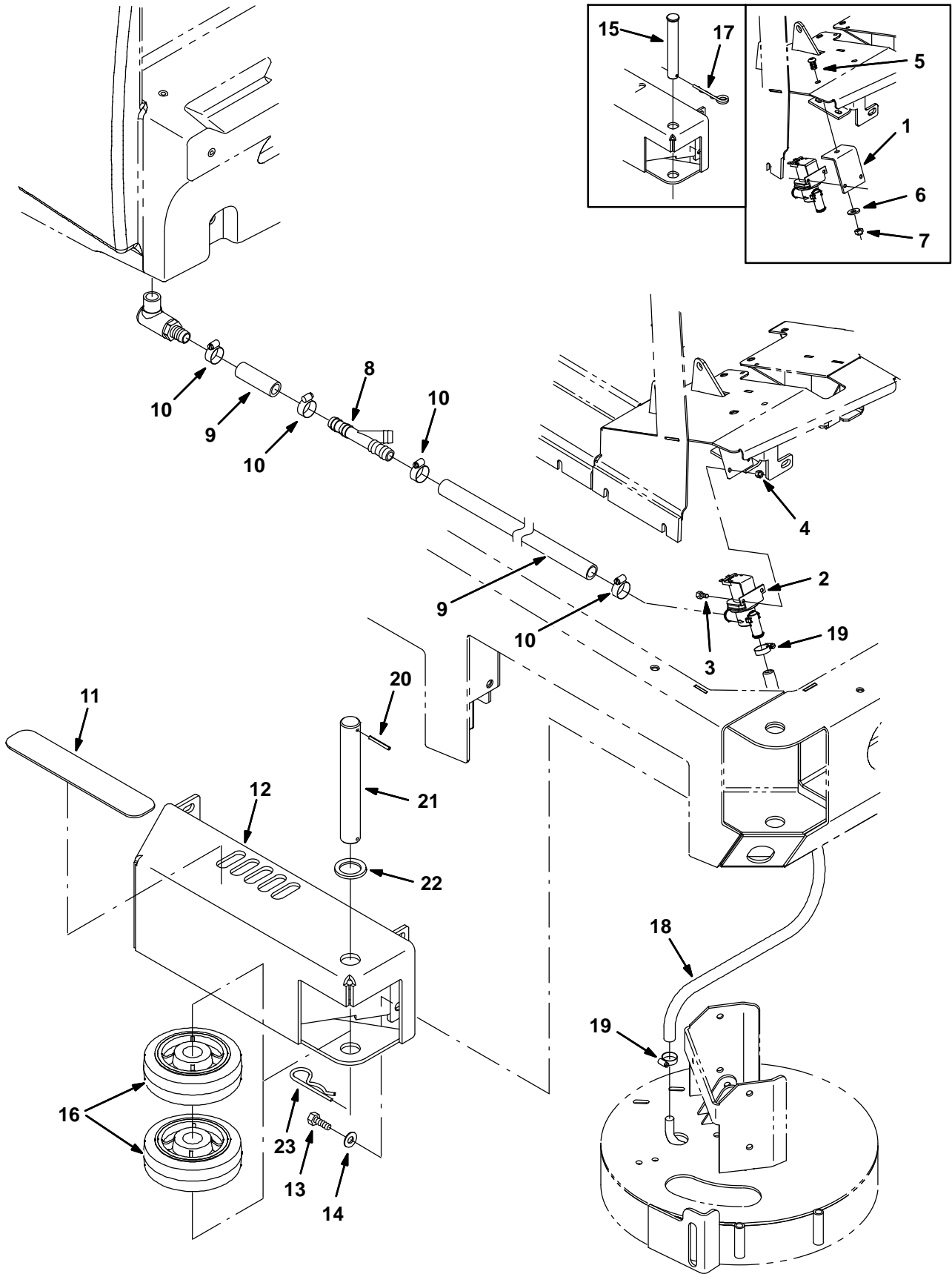


Fig. 6 – Side Brush Solution Control Group

Ref.	Part No.	Serial Number	Description	Qty.
1	1040834	(0000-0090) Angle, Mtg, Valve	1
2	1022106	(0000-) Valve Assy, Water, Solenoid, 12vdc	1
3	09738	(0000-) Screw, Hex, M5 X 0.8 X 12, Ss	2
4	09739	(0000-) Nut, Hex, Lock, M5 X 0.8, NI, Ss	2
5	17284	(0000-0090) Screw, Btn, M8 X 1.25 X 16, Ss	1
6	32491	(0000-0090) Washer, Flat, 0.31, Std	1
7	08713	(0000-0090) Nut, Hex, Lock, M8 X 1.25, NI, Ss	1
8	393255	(0000-) Fitting, Plstc, Tee, Bm12/Bm12/Bm12	1
9	1015045	(0000-) Hose, Afmkt, Pvc, Brd 0.75id 08ft	1
10	63810	(0000-) Clamp, Hose, Wormdrive, 0.56-1.06d, .56w	4
11	82839	(0000-) Tread, Non-Skid, 02.2w 11.5l	1
12	1022318	(0000-) Guard Wldt, Brush, Side	1
13	12317	(0000-) Screw, Hex, M10 X 1.5 X 30, Ss	4
14	01686	(0000-) Washer, Flat, 0.44b 1.00d .08, Ss	4
15	9006334	(0000-0206) Pin Kit, Wheel, Ci [M20/T20/M30]	1
16	1060130	(0000-) Wheel, 06.0D 2.00W 1.19B, Gray Rbr	2
17	761490	(0000-0206) Pin, Cotter, Hair, Dbl	1
18	50178	(0000-) Hose, Pvc, Clr, 0.50id 0.69od 26.00l	1
19	54333	(0000-) Clamp, Hose, Wormdrive, 0.31-0.88d, .31w	2
20	23146	(0207-) Pin, Roll, .187d X 1.62l, .187/.192	1
21	1053838	(0207-) Pin, 30mmd X 215mml	1
22	47719	(0207-) Washer, Flat, 1.26b 1.88d .13, Stl	1
23	34411	(0207-) Pin, Cotter, Hair, 1.00d .178 Wir	1

Fig. 7 – Side Brush Hydraulic Valve Group

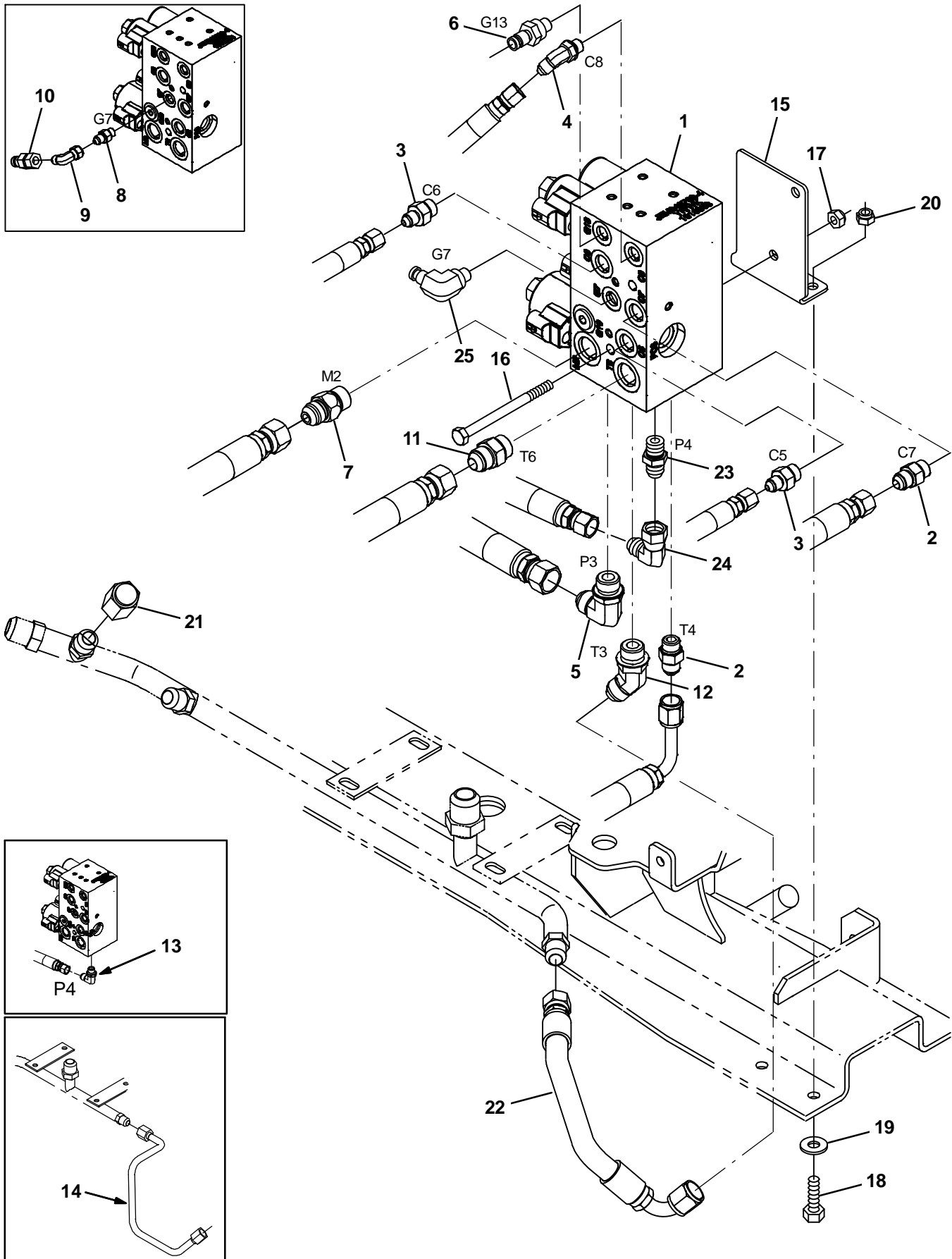


Fig. 7 – Side Brush Hydraulic Valve Group

Ref.	Part No.	Serial Number	Description	Qty.
1	1018938	(0000-0050) Valve, Cntrl, Hyd [M20 And T20] (See Breakdowns)	1
1	1037805	(0051-) Valve, Hyd, Solenoid 12vdc 3000psi (See Breakdowns)	1
2	56690	(0000-) Fitting, Hyd, Str, Jm06/Om06	2
3	55685	(0000-) Fitting, Hyd, Str, Jm04/Om06	2
4	34359	(0000-) Fitting, Hyd, E45, Jm04/Om04	1
5	44868	(0000-) Fitting, Hyd, E90, Jm08/Om08	1
6	395973	(0000-) Fitting, Hyd, Str, Om04/Qm04	1
7	1026119	(0000-) Valve, Hyd, Check, Jm08/Om08 5000psi	1
8	55586	(0000-xxxx) Fitting, Hyd, Str, Jm04/Om04	1
9	39210	(0000-xxxx) Fitting, Hyd, E90, Jf04/Jm04	1
10	396476	(0000-xxxx) Fitting, Hyd, Str, Jf04/Qm04	1
11	44869	(0000-) Fitting, Hyd, Str, Jm08/Om08	1
12	42226	(0000-) Fitting, Hyd, E45, Jm08/Om08	1
13	56820	(0000-0039) Fitting, Hyd, E90, Jm06/Om06	1
14	1025405	(0000-0038) Tube, Hyd, 08 Jf08/Jf08	1
15	1045272	(0000-) Bracket, Valve, Sba [M20 And T20]	1
16	364441	(0000-) Screw, Hex, M8 X 1.25 X 110, Ss	2
17	08709	(0000-) Nut, Hex, Lock, M8 X 1.25, NI	2
18	09010	(0000-) Screw, Hex, M8 X 1.25 X 25, Ss	2
19	32491	(0000-) Washer, Flat, 0.31, Std	2
20	08713	(0000-) Nut, Hex, Lock, M8 X 1.25, NI, Ss	2
21	60090	(0000-) Fitting, Hyd, Cap, Jf08	1
22	1037011	(0039-) Hose, Hyd, Tc08, Jf08str/Jf08e90, 012.0	1
23	56690	(0040-) Fitting, Hyd, Str, Jm06/Om06	1
24	47504	(0040-) Fitting, Hyd, E90, Jf06/Jm06	1
25	395974	(xxxx-) Fitting, Hyd, E90, Om04/Qm04	1

Fig. 8 – Side Brush Hydraulic Hose Group

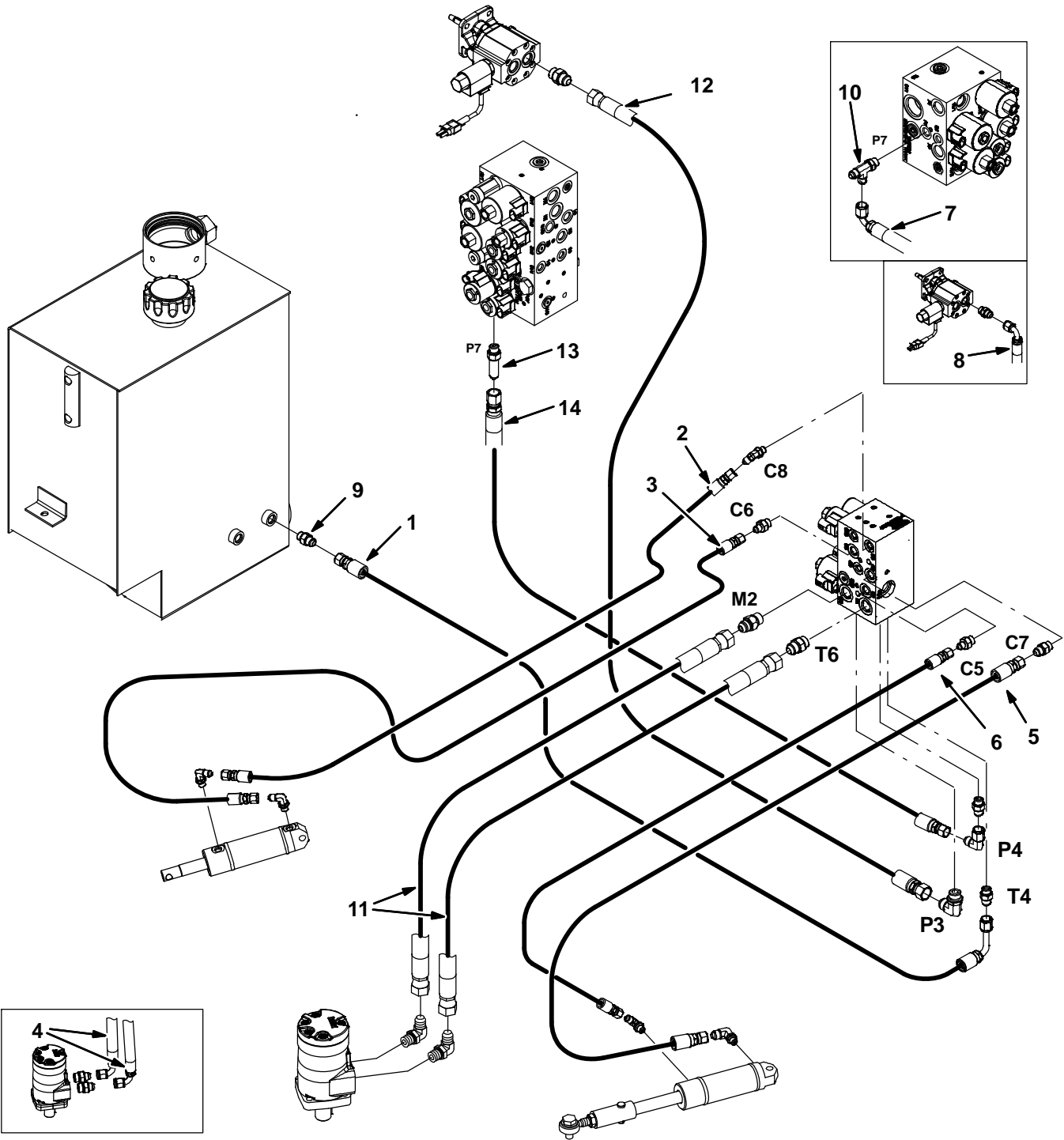


Fig. 8 – Side Brush Hydraulic Hose Group

Ref.	Part No.	Serial Number	Description	Qty.
1	361047	(0000–) Hose, Hyd, Med06, Jf06e90l/Jf06str,038.0	1
2	1023485	(0000–) Hose, Hyd, Tc06, Jf06str/Jf06str, 033.0	1
3	1025990	(0000–) Hose, Hyd, Tc04, Jf04str /Jf04str, 39.0	1
4	1023486	(0000–0039) Hose, Hyd, Tc08, Jf08e90/Jf08str, 034.0	2
5	1025991	(0000–) Hose, Hyd, Tc06, Jf06str /Jf06str, 23.0	1
6	1025992	(0000–) Hose, Hyd, Tc04, Jf04str /Jf04str, 20.0	1
7	1025445	(0000–0131) Hose, Hyd, Tc06, Jf06str /Jf06e90, 74.0	1
8	365004	(0000–0039) Hose, Hyd, Tc08, Jf08e90/Jf08str, 056.0	1
9	56690	(0000–) Fitting, Hyd, Str, Jm06/Om06	1
10	76316	(0000–0131) Fitting, Hyd, Tee, Jm06/Jm06/Om06, Run	1
11	1036965	(0040–) Hose, Hyd, Tc08, Jf08str/Jf08str, 034.0	1
12	1036944	(0040–0499) Hose, Hyd, Tc08, Jf08str/Jf08str, 056.0	1
12	1036946	(0500–) Hose, Hyd, Tc08, Jf08str/Jf08str, 084.0	1
13	59577	(0132–) Fitting, Hyd, Str, Jm06/Om06	1
14	377236	(0132–0499) Hose, Hyd, Tc06, Jf06str/Jf06str, 062.0	1
14	1041389	(0500–) Hose, Hyd, Tc06, Jf06str/Jf06str, 086.0	1

Fig. 9 - FaST Solution Pump Group (0000-0145)

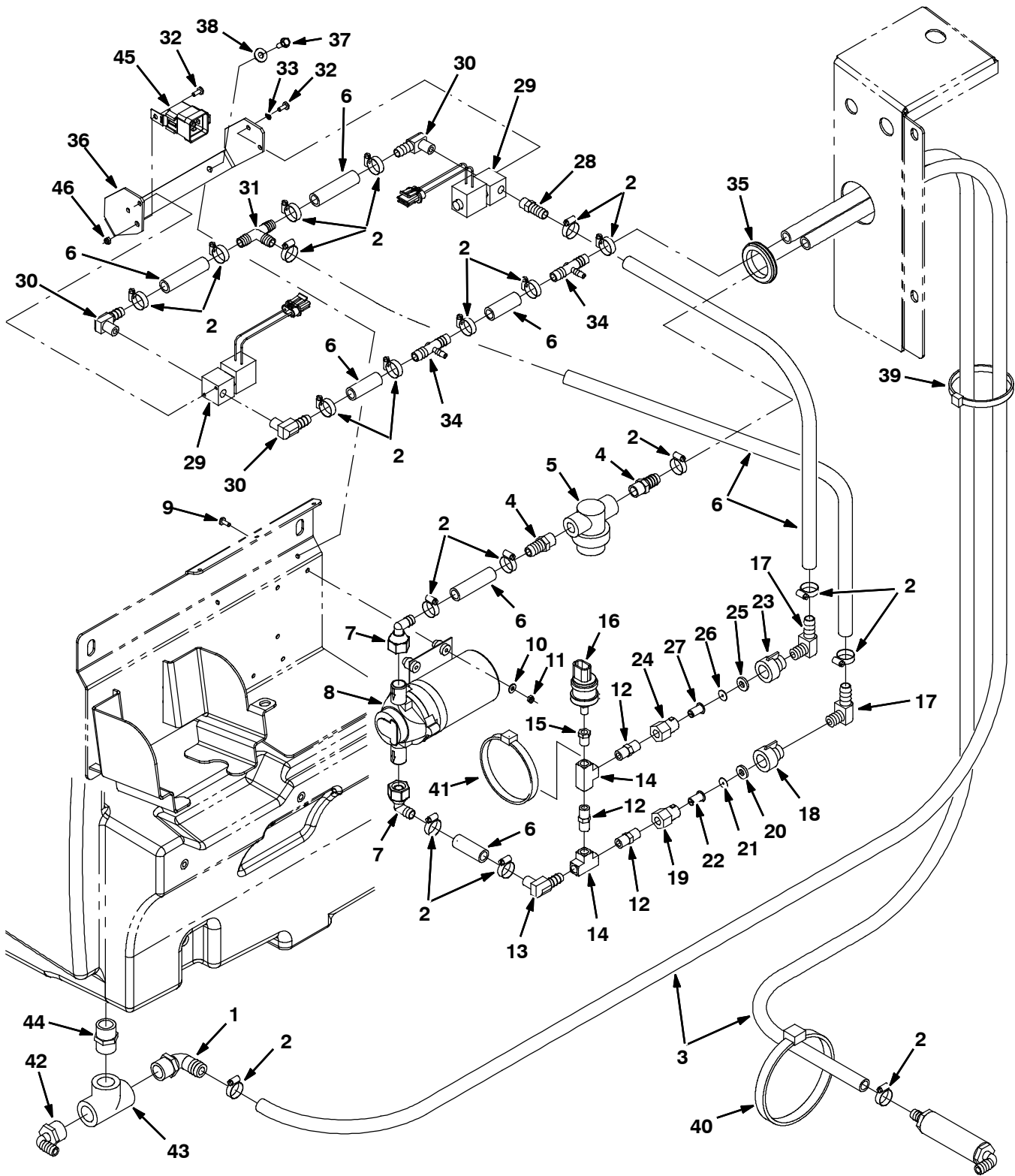


Fig. 9 - FaST Solution Pump Group (0000-0145)

Ref.	Part No.	Serial Number	Description	Qty.
1	1005552	(0000-0145)	Fitting, Plstc, E90, Bm08/Pm12, Nyl	1
2	54333	(0000-0145)	Clamp, Hose, Wormdrive, 0.31-0.88d, .31w	1
3	1011412	(0000-0145)	Hose, Afrmkt, Pvc, Brd 0.50id 08ft	1
4	64743	(0000-0145)	Fitting, Plstc, Str, Bm08/Pm06	2
5	1005302	(0000-0145)	Filter, In-Line, Pf06/Pf06, 80 Mesh	1
6	1006401	(0000-0145)	Hose, Afrmkt, Pvc, Brd 0.50id 03ft	1
7	1018499	(0000-0145)	Fitting, Plstc, E90, Bm08/Pf08s, Swivel	2
8	1030878	(0000-0145)	Pump, Soltn, Ele, 12vdc [W/O Chk Valve]	1
9	17185	(0000-0145)	Screw, Pan, M5 X 0.8 X 40, Ss	4
10	01683	(0000-0145)	Washer, Flat, #10, Ss	4
11	09739	(0000-0145)	Nut, Hex, Lock, M5 X 0.8, NI, Ss	4
12	398468	(0000-0145)	Fitting, Brs, Str, Pm04/Pm04	3
13	1010836	(0000-0145)	Fitting, Brs, E90, Bm08/Pm04	1
14	398474	(0000-0145)	Fitting, Brs, Tee, Pf04/Pf04/Pf04	2
15	150100	(0000-0145)	Fitting, Brs, Str, Pf02/Pm04	1
16	1028582	(0000-0145)	Switch, Press, 10psi, Spst	1
17	1010836	(0000-0145)	Fitting, Brs, E90, Bm08/Pm04	2
▽	1030864	(0000-0145)	Fitting Assy, Orifice, 0.070b, Pf04/Pf04	1
▲	18 1005506	(0000-0145)	Fitting, Plstc, Cap, Spray, Pf04	1
▲	19 1005507	(0000-0145)	Fitting, Plstc, Body, Spray, Pf04	1
▲	20 1005508	(0000-0145)	Washer, Flat, 0.34b 0.75d .12 [Viton]	1
▲	21 1018883	(0000-0145)	Plate, Orifice, 0.070id	1
▲	22 1006447	(0000-0145)	Filter, Screen, 50 Mesh .59d .8l Ss	1
▽	1030863	(0000-0145)	Fitting Assy, Orifice, 0.093b, Pf04/Pf04	1
▲	23 1005506	(0000-0145)	Fitting, Plstc, Cap, Spray, Pf04	1
▲	24 1005507	(0000-0145)	Fitting, Plstc, Body, Spray, Pf04	1
▲	25 1005508	(0000-0145)	Washer, Flat, 0.34b 0.75d .12 [Viton]	1
▲	26 1018884	(0000-0145)	Plate, Orifice, 0.093id	1
▲	27 1006447	(0000-0145)	Filter, Screen, 50 Mesh .59d .8l Ss	1
28	762249	(0000-0145)	Fitting, Brs, Str, Bm08/Pm04	1
29	1018098	(0000-0145)	Valve, Water, 12vdc, 6.0mm, 04pf	2
30	1010836	(0000-0145)	Fitting, Brs, E90, Bm08/Pm04	3
31	63245-1	(0000-0145)	Fitting, Plstc, Tee, Bm08/Bm08/Bm08	1
32	09200	(0000-0145)	Screw, Pan, M5 X 0.8 X 12, Ss	5
33	07514	(0000-0145)	Washer, Lock, Int, #10, Ss	4
34	1010684	(0000-0145)	Fitting, Plstc, Tee, Bm04/Bm08/Bm08, Br	2
35	10632-19	(0000-0145)	Grommet, Rbr, 2.13id, F/2.5h, .12 Matl	1
36	1026074	(0000-0145)	Plate, Hsng [FaST]	1
37	361339	(0000-0145)	Screw, Hex, M6 X 1.0 X 16, Fmg	4
38	32490	(0000-0145)	Washer, Flat, 0.25 Std	4
39	49266	(0000-0145)	Tie, Cable, Nyl, 07.3l .19w 1.8 Max D	1
40	763116	(0000-0145)	Tie, Cable, Nyl, 15.3l . W 4.5 Max D	1
41	763114	(0000-0145)	Tie, Cable, 11.3l, 2.75d Max	1
42	14877	(0000-0145)	Fitting, Plstc, E90, Bm12/Pm12	1
43	42133A	(0000-0145)	Fitting, Plstc, Tee, Pf12/Pf12/Pf12	1
44	24544	(0000-0145)	Fitting, Plstc, Str, Pm12/Pm12 1.60l	1
45	56186	(0000-0145)	Relay, 12vdc, 40a, Spdt N/O	1
46	09739	(0000-0145)	Nut, Hex, Lock, M5 X 0.8, NI, Ss	1

Fig. 10 - FaST Air Pump and Detergent Group (0000-0145)

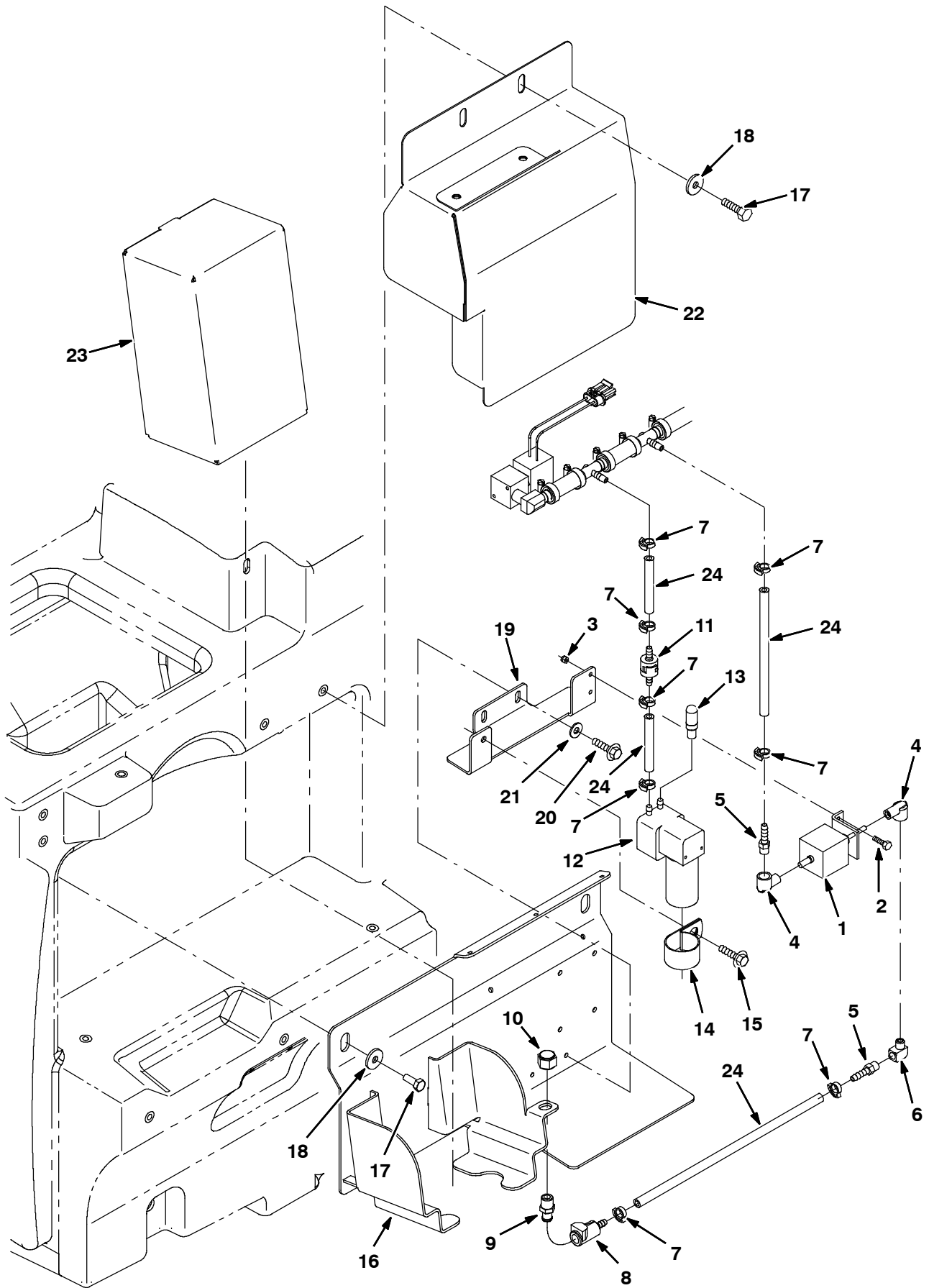


Fig. 10 - FaST Air Pump and Detergent Group (0000-0145)

Ref.	Part No.	Serial Number	Description	Qty.
1	1018097	(0000-0145)	Pump, Detgt, 12vdc	1
2	09206	(0000-0145)	Screw, Hex, M4 X 0.7 X 12, 8.8	2
3	02850	(0000-0145)	Nut, Hex, Lock, M4 X 0.7, NI	2
4	1014082	(0000-0145)	Fitting, Brs, E90, Cf03/Pf02	2
5	150525	(0000-0145)	Fitting, Brs, Str, Bm04/Pm02	2
6	11984	(0000-0145)	Fitting, Pipe, E90, Pf02/Pm02	1
7	1014575	(0000-0145)	Clamp, Hose, Plstc .351-.394 Id	8
8	1002898	(0000-0145)	Fitting, Plstc, Str, Bm04, Cplg, Fem	1
9	1002899	(0000-0145)	Fitting, Plstc, Str, Pm04, Cplg, Mal	1
10	1005435	(0000-0145)	Fitting, Plstc, Pipe, Cap, Pf04	1
11	1013902	(0000-0145)	Valve, Check, 0002psi Bm04/Bm04	1
12	1018780	(0000-0145)	Pump, Air, Ele, 12vdc	1
13	1005255	(0000-0145)	Filter Assy, Air, Mold, Ure	1
14	53466	(0000-0145)	Clamp, Cable, Stl, 1.50d X 1.00w, 1h	1
15	76099	(0000-0145)	Screw, Hex, M8 X 1.25 X 25, Fmg	1
16	1026067	(0000-0145)	Bracket Wldt, Mtg [FaST]	1
17	09740	(0000-0145)	Screw, Hex, M8 X 1.25 X 20, Ss	4
18	1017218	(0000-0145)	Washer, Flat, 0.32b 1.00d .12, Ss	4
19	1029118	(0000-0145)	Bracket, Mtg [FaST]	1
20	361339	(0000-0145)	Screw, Hex, M6 X 1.0 X 16, Fmg	2
21	32490	(0000-0145)	Washer, Flat, 0.25 Std	2
22	1033297	(0000-0145)	Cover Wldt [FaST]	1
23	1021878	(0000-0145)	Detergent Pkg, 4 Liter, Sgl [Tco 665]	1
24	1006415	(0000-0145)	Hose, Afrmkt, Pvc, Clr 0.25id 03ft	1

Fig. 11 - FaST Foam Filter Group (0000-0145)

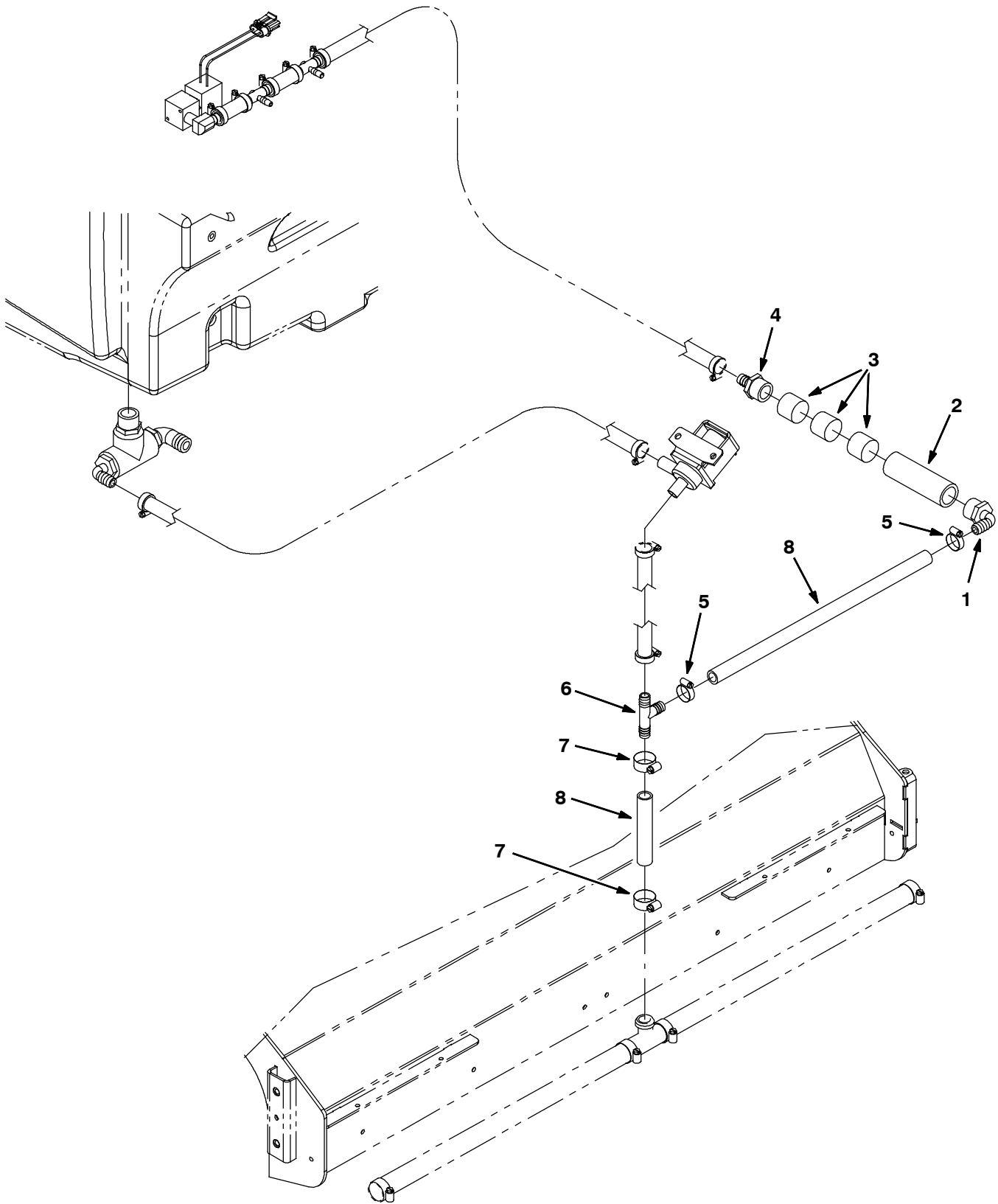


Fig. 11 - FaST Foam Filter Group (0000-0145)

Ref.	Part No.	Serial Number	Description	Qty.
1	1005552	(0000-0145) Fitting, Plstc, E90, Bm08/Pm12, Nyl	1
2	1005086	(0000-0145) Tube, Pvc, Clr, 4.0l [Shc80]	1
3	1002789	(0000-0145) Filter, Foam, Rbr, 1.20d, 1.0l	3
4	79273-1	(0000-0145) Fitting, Plstc, Str, Bm08/Pm12	1
5	54333	(0000-0145) Clamp, Hose, Wormdrive, 0.31-0.88d, .31w	2
6	385644	(0000-0145) Fitting, Plstc, Tee, Bm08/Bm12/Bm12, Br	1
7	63810	(0000-0145) Clamp, Hose, Wormdrive, 0.56-1.06d, .56w	2
8	1011521	(0000-0145) Hose, Afmkt, Pvc, Brd 0.50id 02ft	1

Fig. 12 - FaST Foam Filter Group, Side Brush (0000-0145)

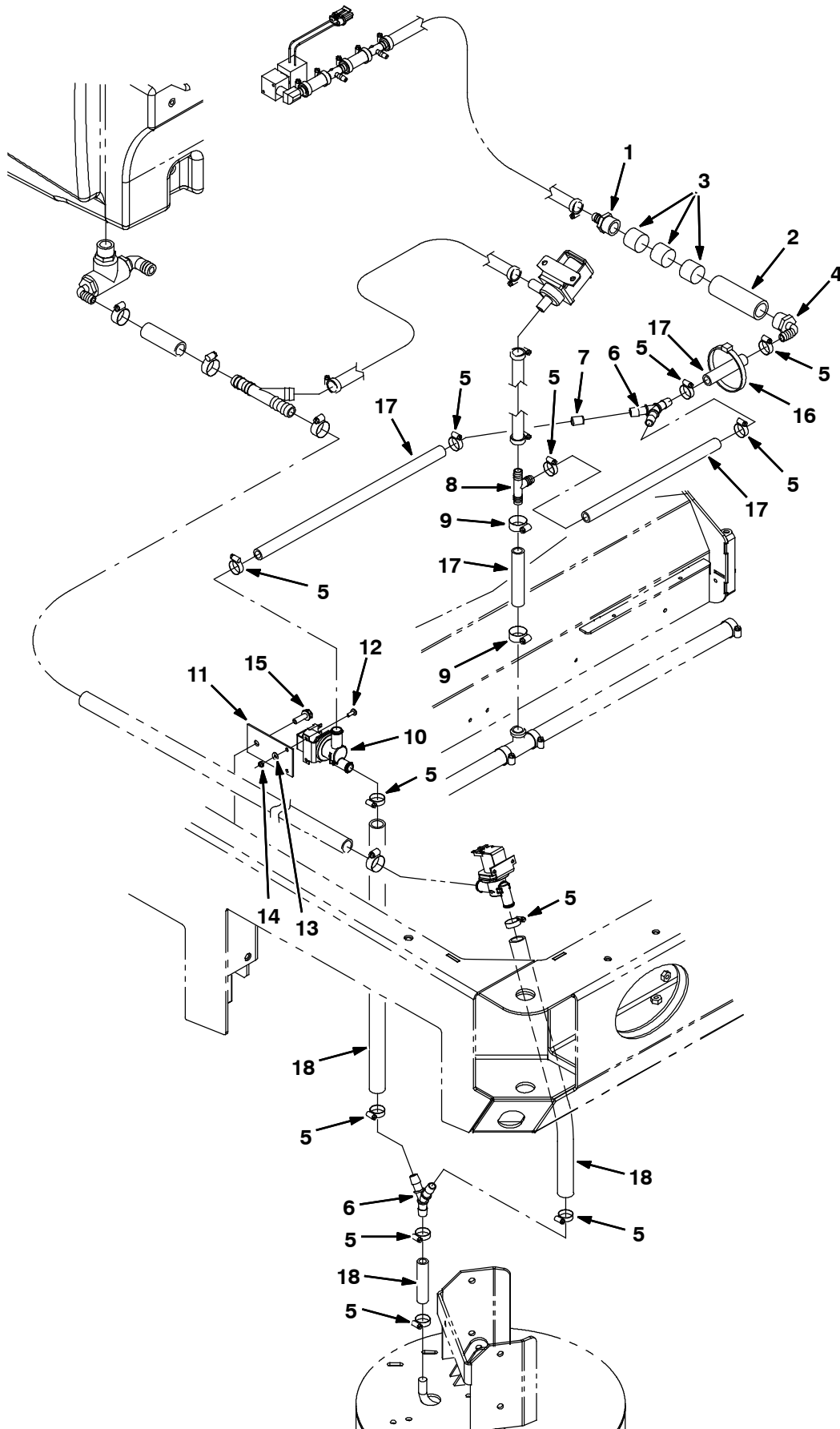
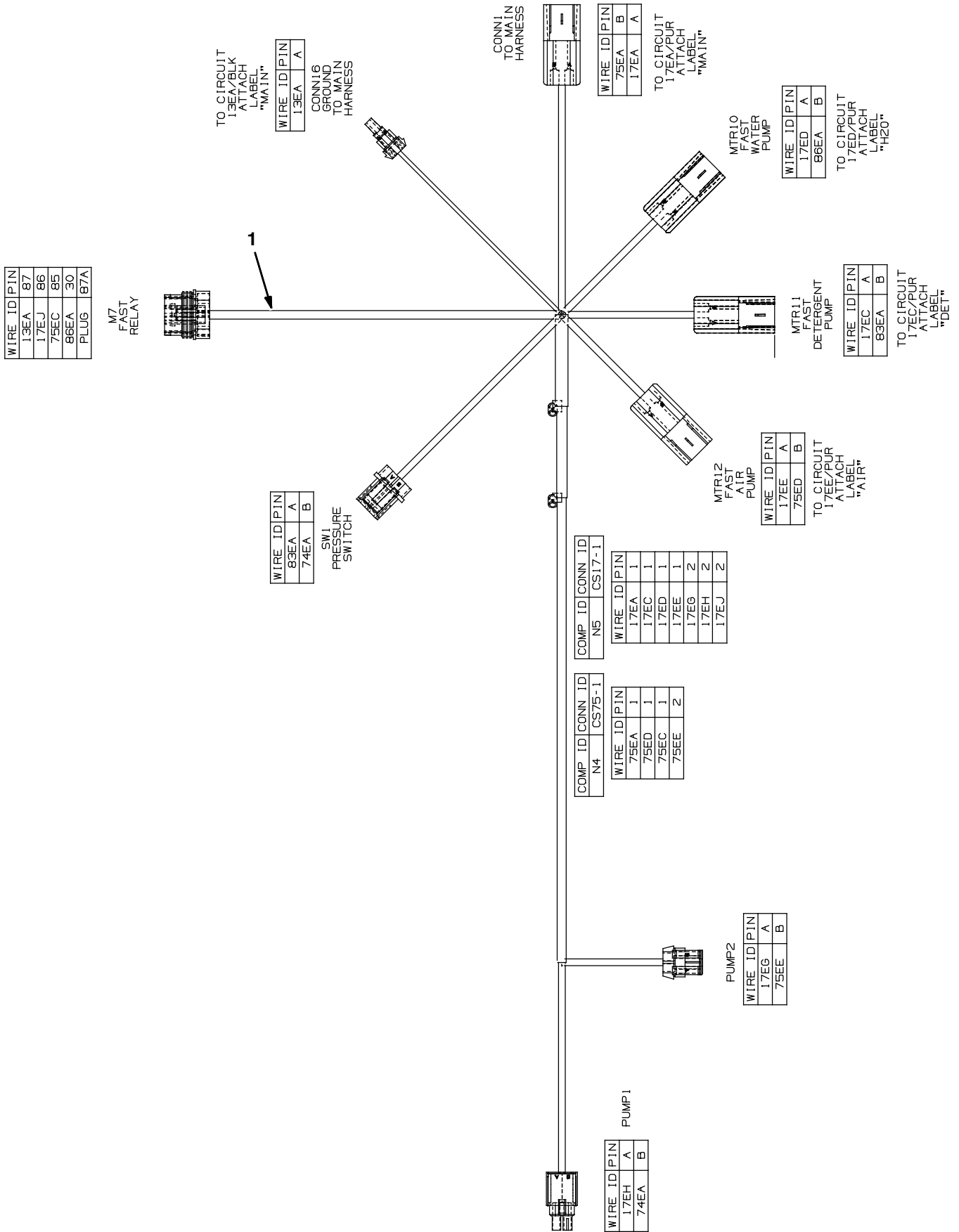


Fig. 12 - FaST Foam Filter Group, Side Brush (0000-0145)

Ref.	Part No.	Serial Number	Description	Qty.
1	79273-1	(0000-0145) Fitting, Plstc, Str, Bm08/Pm12	1
2	1005086	(0000-0145) Tube, Pvc, Clr, 4.0l [Shc80]	1
3	1002789	(0000-0145) Filter, Foam, Rbr, 1.20d, 1.0l	3
4	1005552	(0000-0145) Fitting, Plstc, E90, Bm08/Pm12, Nyl	1
5	54333	(0000-0145) Clamp, Hose, Wormdrive, 0.31-0.88d, .31w	10
6	1010668	(0000-0145) Fitting, Plstc, Y, Bm08/Bm08/Bm08, Nyl	2
7	1018333	(0000-0145) Fitting, Plstc, Rst, .50od /.13id	1
8	385644	(0000-0145) Fitting, Plstc, Tee, Bm08/Bm12/Bm12, Br	1
9	63810	(0000-0145) Clamp, Hose, Wormdrive, 0.56-1.06d, .56w	2
10	1037825	(0000-0145) Valve, Solenoid, 12vdc, Water Flow	1
11	1030511	(0000-0145) Plate, Mtg, Valve	11
12	09200	(0000-0145) Screw, Pan, M5 X 0.8 X 12, Ss	2
13	01683	(0000-0145) Washer, Flat, #10, Ss	2
14	09739	(0000-0145) Nut, Hex, Lock, M5 X 0.8, NI, Ss	2
15	76099	(0000-0145) Screw, Hex, M8 X 1.25 X 25, Fmg	1
16	763116	(0000-0145) Tie, Cable, Nyl, 15.3l . W 4.5 Max D	1
17	1011412	(0000-0145) Hose, Afmkt, Pvc, Brd 0.50id 08ft	1
18	1015067	(0000-0145) Hose, Afmkt, Pvc, Clr 0.50id 08ft	1

Fig. 13 - FaST Wire Harness Group (0000-0145)



1019646-354472

Fig. 13 - FaST Wire Harness Group (0000-0145)

Ref.	Part No.	Serial Number	Description	Qty.
1	1019646	(0000-0145) Harness [FaST, M20 And T20]	1

Fig. 14 - FaST Pumps and Detergent Group (0146-)

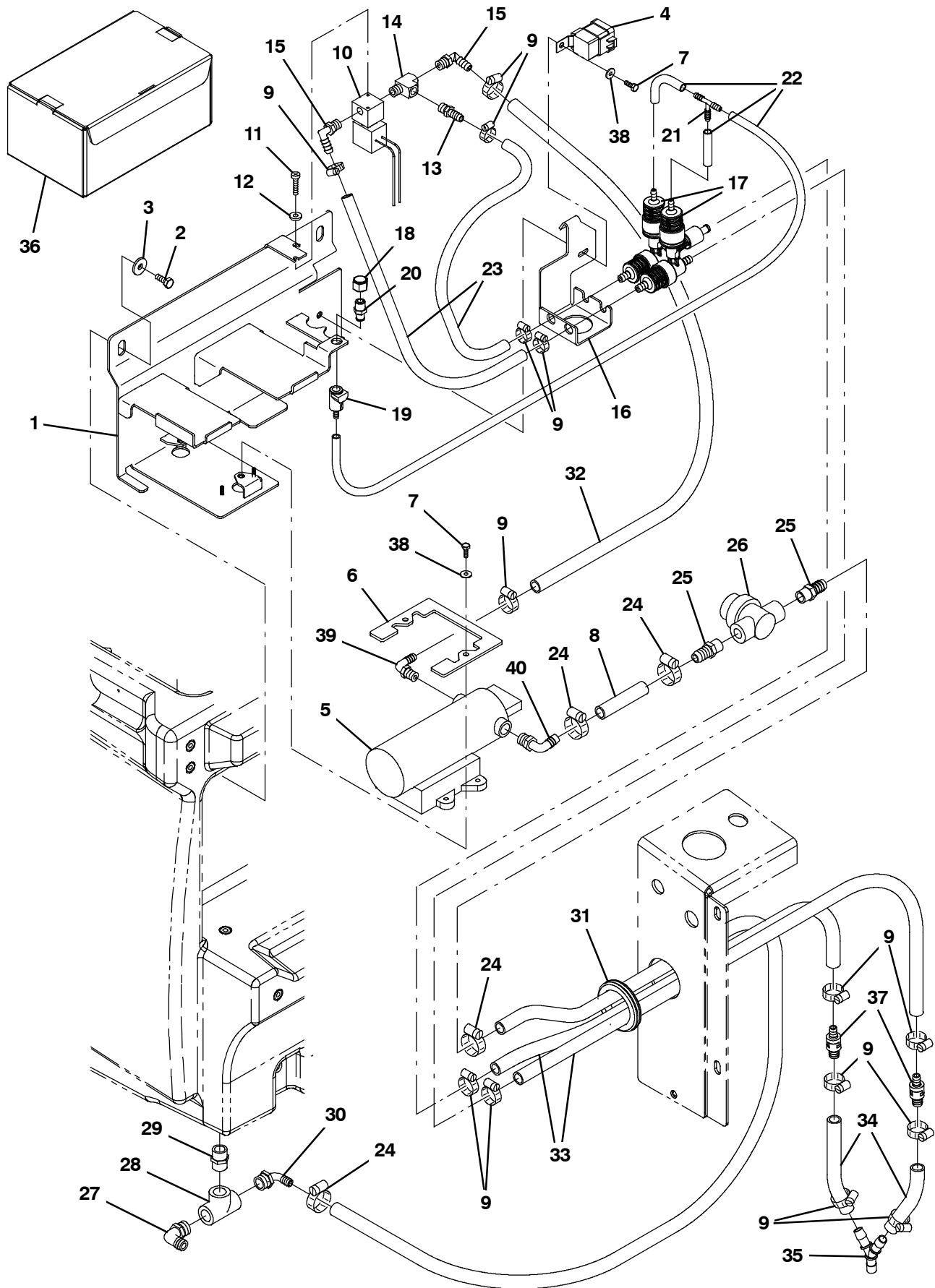


Fig. 14 - FaST Pumps and Detergent Group (0146-)

Ref.	Part No.	Serial Number	Description	Qty.
1	1044342	(0146-) Bracket Wldt, Mtg [FaST Gen 2+]	1
2	09740	(0146-) Screw, Hex, M8 X 1.25 X 20, Ss	2
3	1017218	(0146-) Washer, Flat, 0.32b 1.00d .12, Ss	2
4	56186	(0146-) Relay, 12vdc, 040a, Spdt No	1
5	1036801	(0146-) Pump, Soltn, 13.7vdc, 65psi [FaST li+]	1
6	1039357	(0146-) Bracket, Retainer, Pump	1
7	15678	(0146-) Screw, Hex, M6 X 1.00 X 16, Ss	3
8	1011403	(0146-) Hose, Afmkt, Pvc, Brd, 0.50ld, 01Ft, Clr	1
9	43844	(0146-) Clamp, Hose, Wormdrive, 0.25-0.62d, .31w	14
10	1018098	(0146-) Valve, Water, Solenoid, 12vdc 6.0mm Pf04	1
11	09200	(0146-) Screw, Pan, Phl, M5 X 0.80 X 12, Ss	2
12	01683	(0146-) Washer, Flat, 10, Ss	2
13	150540	(0146-) Fitting, Plstc, Str, Bm06/Pm04	1
14	24929	(0146-) Fitting, Brs, Tee, Pm04/Pf04/Pf04, Run	1
15	57248	(0146-) Fitting, Plstc, E90, Bm06/Pm04, Nyl	2
16	1044343	(0146-) Bracket, Mtg [FaST Gen 2+]	1
17	9008868	(0146-) FaST Kit, Injector [M20/T20/M30 FaST III] (See Breakdowns)	2
18	1005435	(0146-) Fitting, Plstc, Pipe, Cap, Pf04	1
19	1002898	(0146-) Fitting, Plstc, Str, Bm04, Cplg, Fem	1
20	1002899	(0146-) Fitting, Plstc, Str, Pm04, Cplg, Mal	2
21	150713	(0146-) Fitting, Plstc, Tee, Bm04/Bm04/Bm04	1
22	1014986	(0146-) Hose, Afmkt, Pvc, Clr, 0.25id, 02ft	1
23	1006416	(0146-) Hose, Afmkt, Pvc, Clr, 0.38id, 03ft	1
24	54333	(0146-) Clamp, Hose, Wormdrive, 0.31-0.88d, .31w	8
25	150538	(0146-) Fitting, Plstc, Str, Bm06/Pm06	2
26	1005302	(0146-) Filter, In-Line, Pf06/Pf06 080mesh 02.6l	1
27	14877	(0146-) Fitting, Plstc, E90, Bm12/Pm12	1
28	42133A	(0146-) Fitting, Plstc, Tee, Pf12/Pf12/Pf12	1
29	24544	(0146-) Fitting, Plstc, Str, Pm12/Pm12 1.60l	1
30	1005552	(0146-) Fitting, Plstc, E90, Bm08/Pm12, Nyl	1
31	10632-19	(0146-) Grommet, Rbr, 2.13id, F/2.5h, .12 Matl	1
32	1006400	(0146-) Hose, Afmkt, Pvc, Brd, 0.38id, 03ft, Clr	1
33	1024237	(0146-) Hose, Afmkt, Pvc, Wir, 0.50id, 03ft, Clr	1
34	1014929	(0146-) Hose, Afmkt, Pvc, Clr, 0.38id, 01ft	1
35	1010668	(0146-) Fitting, Plstc, Y, Bm08/Bm08/Bm08, Nyl	1
36	1021878	(0146-) FaST 665 4 Ltr, Detergent	1
37	1035794	(0146-) Valve, Check, 0005psi Bm06/Bm08	2
38	01684	(0146-) Washer, Flat, 0.27B 0.69D .05, Ss	3
39	1049254	(0146-) Fitting, Nyl, Qdc, E90, Bm08/ Qm10	1
40	1049259	(0146-) Fitting, NylY, Qdc, E90, Bm06/ Qm10	1

Fig. 15 - FaST Solution Supply Group (0146-)

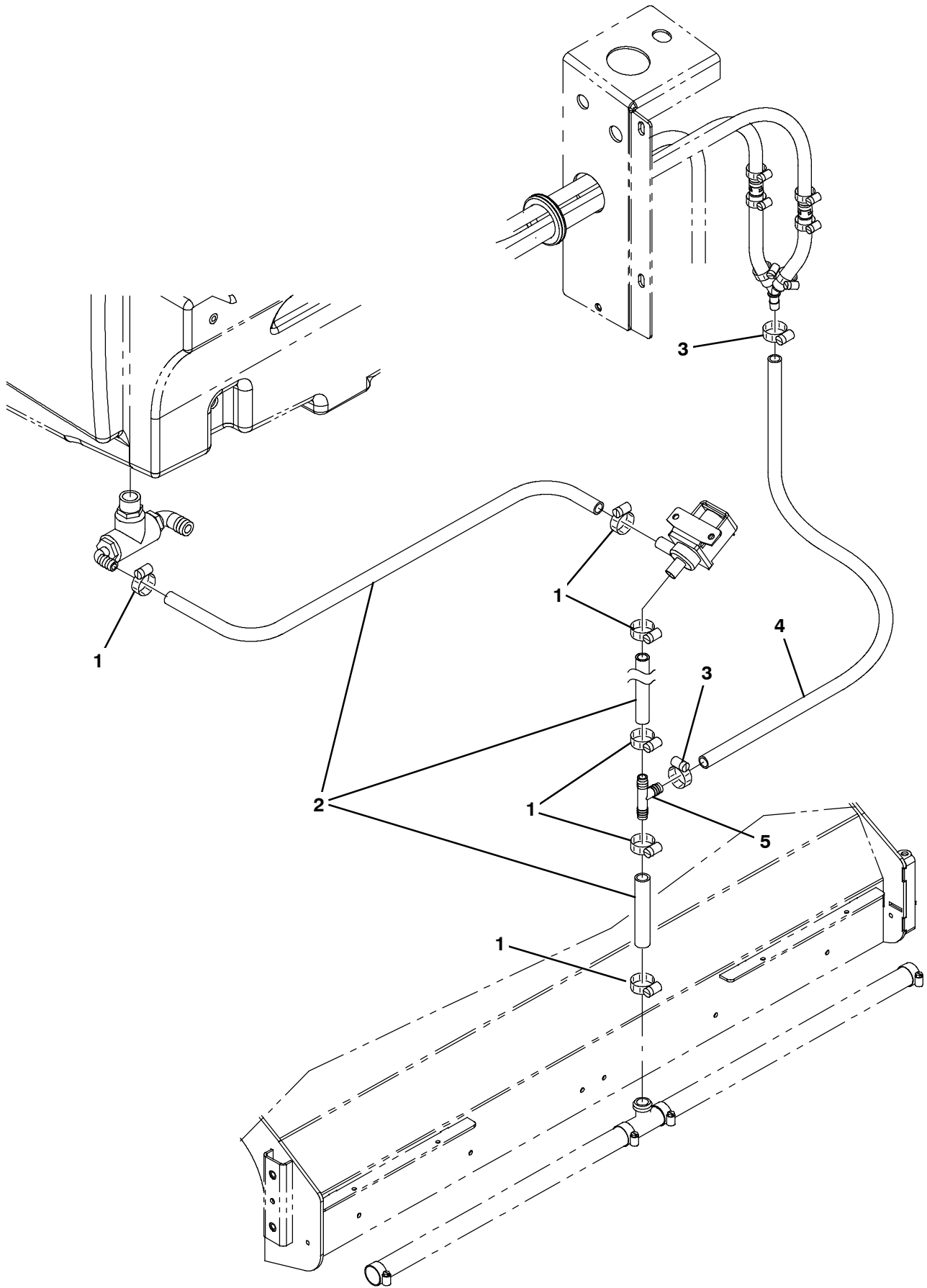


Fig. 15 - FaST Solution Supply Group (0146-)

Ref.	Part No.	Serial Number	Description	Qty.
1	63810	(0146-) Clamp, Hose, Wormdrive, 0.56-1.06d, .56w	6
2	1015045	(0146-) Hose, Afmkt, Pvc, Brd, 0.75id, 08ft, Clr	1
3	54333	(0146-) Clamp, Hose, Wormdrive, 0.31-0.88d, .31w	2
4	1011412	(0146-) Hose, Afmkt, Pvc, Brd, 0.50id, 08ft, Clr	1
5	385644	(0146-) Fitting, Plstc, Tee, Bm08/Bm12/Bm12, Br	1

Fig. 16 - FaST Solution Supply Group with Side Brush (0146-)

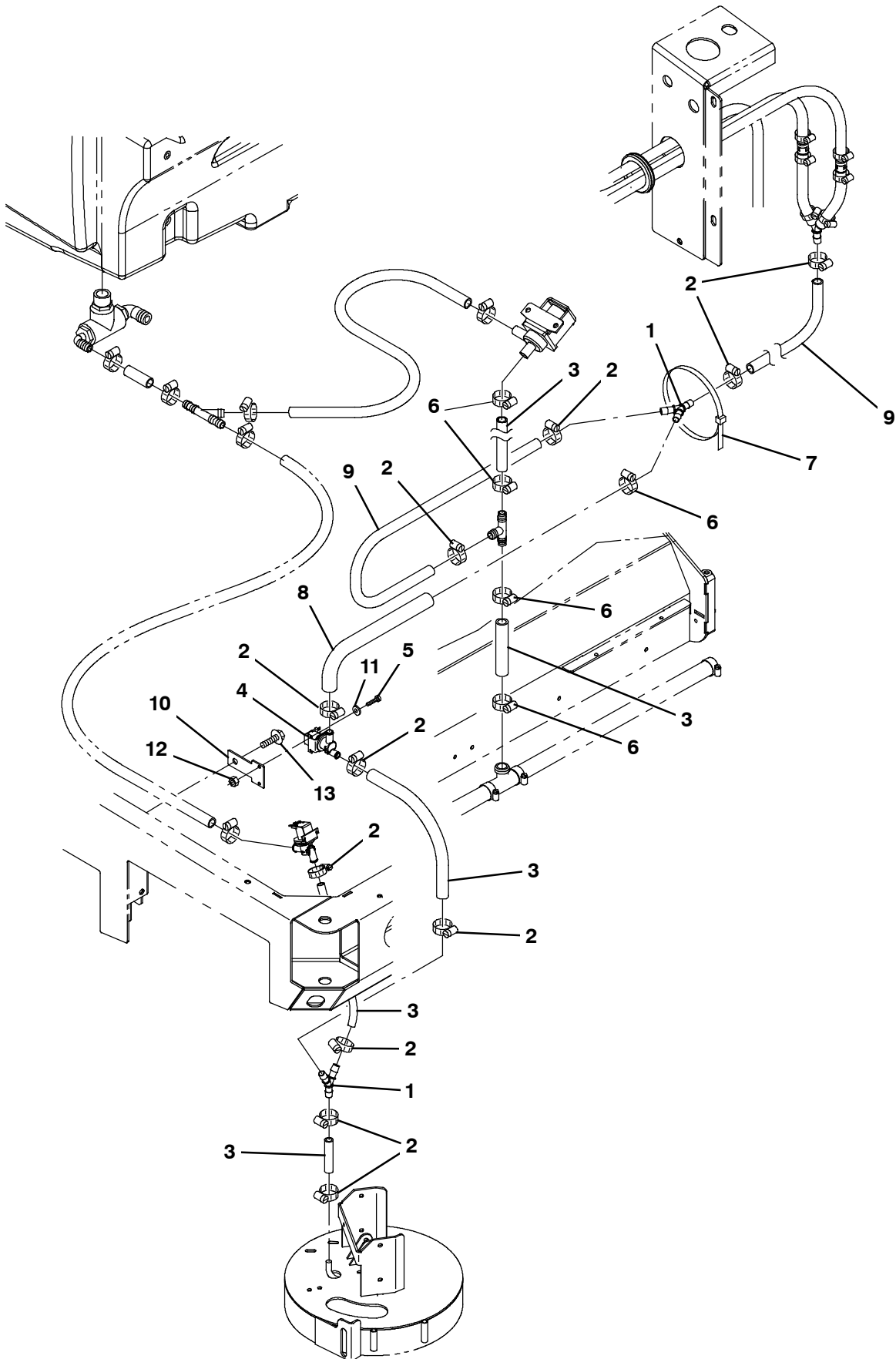


Fig. 16 - FaST Solution Supply Group with Side Brush (0146-)

Ref.	Part No.	Serial Number	Description	Qty.
1	1010668	(0146-) Fitting, Plstc, Y, Bm08/Bm08/Bm08, Nyl	2
2	54333	(0146-) Clamp, Hose, Wormdrive, 0.31-0.88d, .31w	11
3	1015067	(0146-) Hose, Afmkt, Pvc, Clr, 0.50id, 08ft	1
4	1037825	(0146-) Valve, Solenoid, 12vdc, Water Flow	1
5	09200	(0146-) Screw, Pan, Phl, M5 X 0.80 X 12, Ss	2
6	63810	(0146-) Clamp, Hose, Wormdrive, 0.56-1.06d, .56w	5
7	763116	(0146-) Tie, Cable, Nyl, 15.3l . W 4.5 Max D	1
8	31543	(0146-) Hose, Heater, E90, 0.62id, 24.0 4.0	1
9	1011412	(0146-) Hose, Afmkt, Pvc, Brd, 0.50id, 08ft, Clr	1
10	1030511	(0146-) Plate, Mtg, Valve	1
11	01683	(0146-) Washer, Flat, 10, Ss	2
12	09739	(0146-) Nut, Hex, Lock, M5 X 0.80, NI, Ss	2
13	76099	(0146-) Screw, Hex, M8 X 1.25 X 25, Fmg	1

Fig. 17 - FaST Wire Harness Group (0146-)

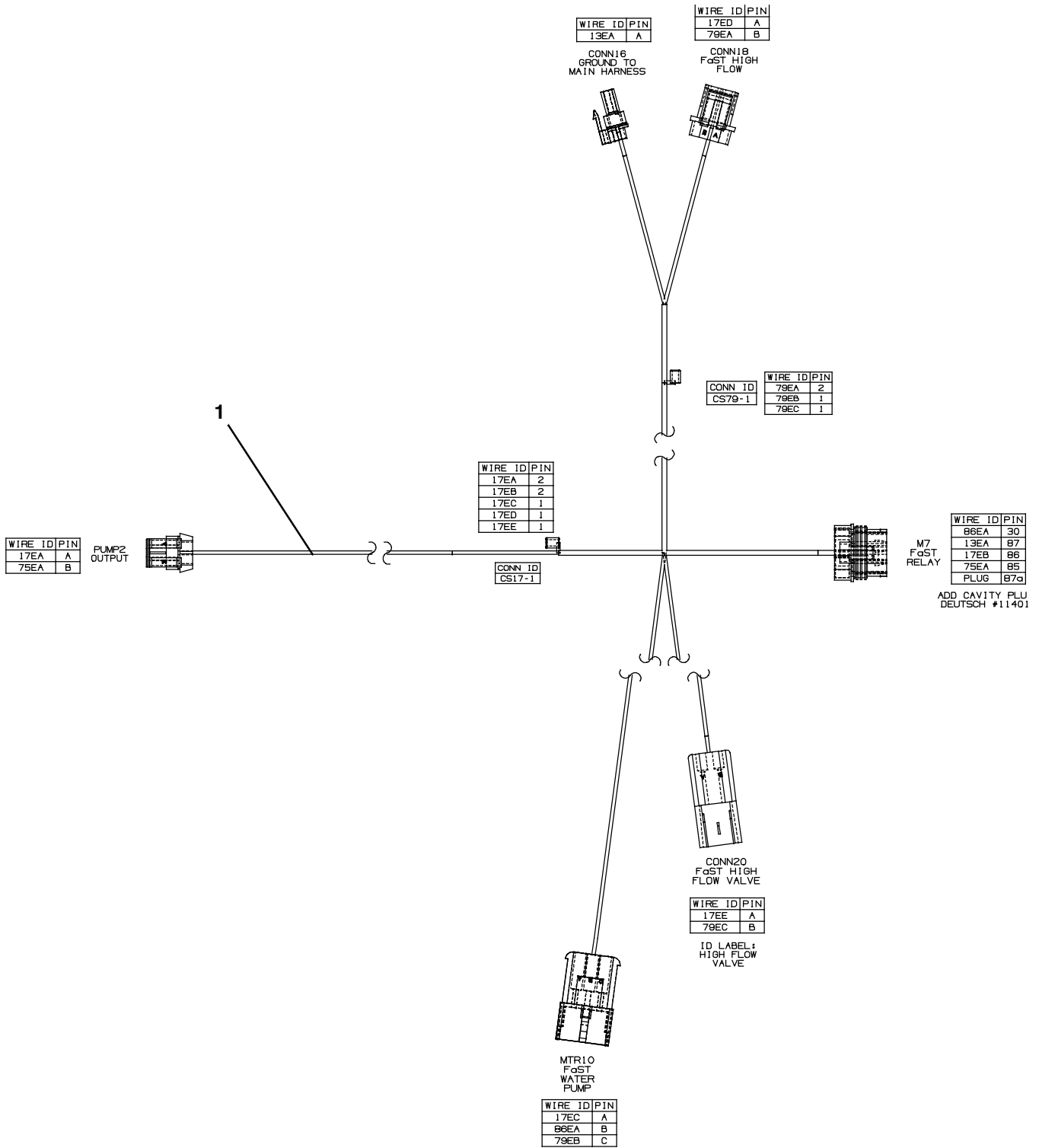


Fig. 17 - FaST Wire Harness Group (0146-)

Ref.	Part No.	Serial Number	Description	Qty.
1	1037809	(0146-) Harness, Wire [FaST Gen 2]	1

Fig. 18 – ec-H2O Solution Pump Group

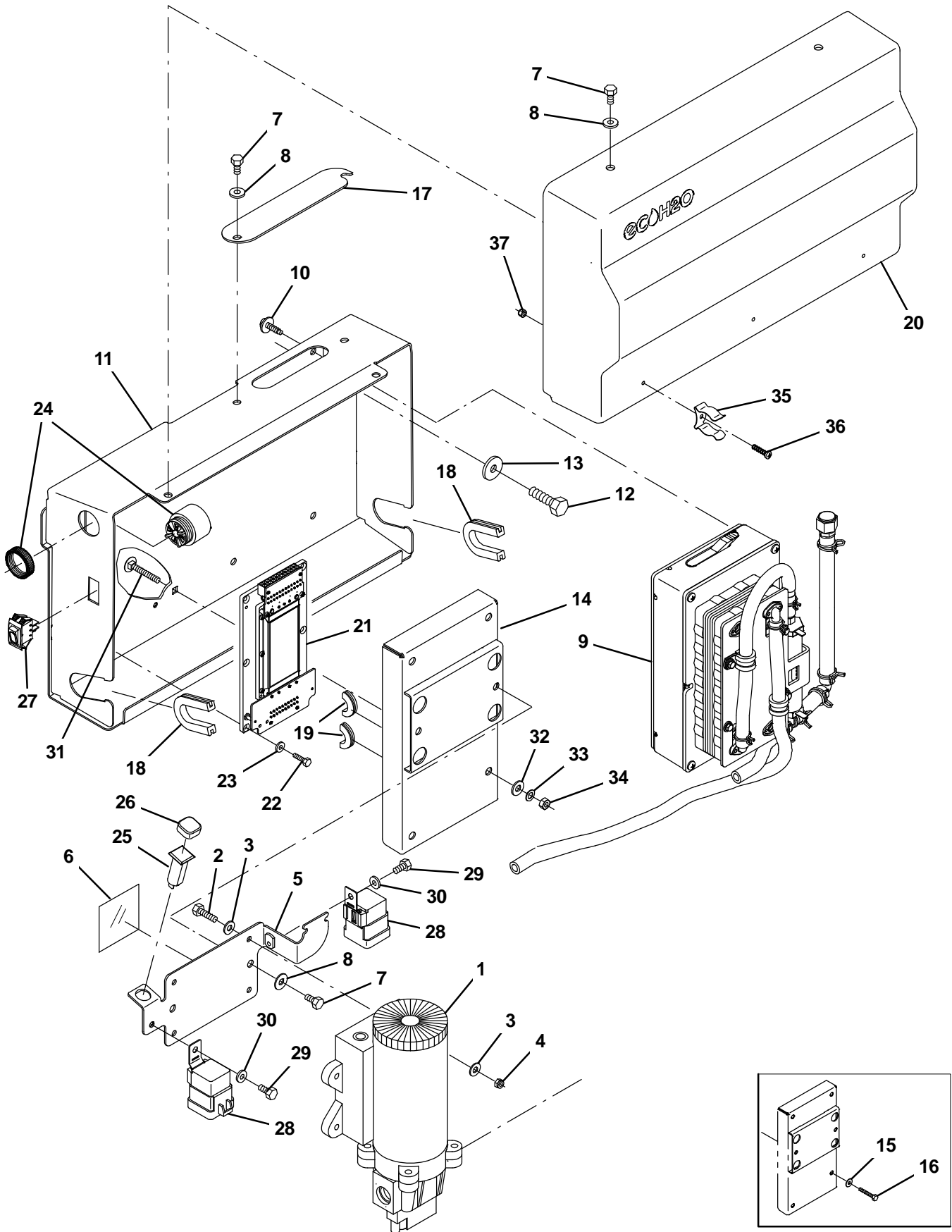


Fig. 18 – ec-H2O Solution Pump Group

Ref.	Part No.	Serial Number	Description	Qty.
1	1060624	(0000–) Pump, Soltn, Ele, 13.7vdc,12/28psi	1
2	09252	(0000–) Screw, Hex, M5 X 0.80 X 20, 8.8	4
3	19066	(0000–) Washer, Flat, 10	8
4	06549	(0000–) Nut, Hex, Lock, M5 X 0.80, NI	4
5	1060273	(0000–) Plate, Mtg, Pump	1
6	1059677	(0000–) Strip, Rbr, 0.06 03.54w 03.5l [Neo/60]	1
7	09744	(0000–) Screw, Hex, M6 X 1.00 X 12, Ss	6
8	01684	(0000–) Washer, Flat, 0.27b 0.69d .05, Ss	6
9	9007882	(0000–) Module Kit, Replmt [Ec-H2O] (See Breakdowns)	1
10	1040467	(0000–) Screw, Hex, M6 X 1.00 X 20, 9.8, Sems	4
11	1060292	(0000–) Plate Wldt, Mtg	1
12	09740	(0000–) Screw, Hex, M8 X 1.25 X 20, Ss	2
13	1017218	(0000–) Washer, Flat, 0.32b 1.00d .12, Ss	2
14	1060185	(0000–) Cover Wldt, Power Supply	1
15	01684	(0000–xxxx) Washer, Flat, 0.27b 0.69d .05, Ss	4
16	07805	(0000–xxxx) Screw, Hex, M6 X 1.00 X 35, Ss	4
17	1060291	(0000–) Plate, Inspection	1
18	1020168	(0000–) Molding, Afmkt, Trim, Pvc, .08 .11, 01Ft	1
19	10632–4	(0000–) Grommet, Rbr, 0.62id, F/0.9h, .06 Matl	1
20	1060719	(0000–) Cover, Trimmed	1
21	1058963	(0000–) Converter, Ele, 12–36 Vdc	1
22	09206	(0000–) Screw, Hex, M4 X 0.70 X 12, 8.8	4
23	19065	(0000–) Washer, Flat, 08	4
24	1052726	(0000–) Alarm, 9–48vdc, 95 Db(A) [Ec-H2O]	1
25	1053078	(0000–) Circuitbreaker, 2.0a, Resetable	1
26	1046173	(0000–) Boot, Circuitbreaker	1
27	1044393	(0000–) Switch, Rocker, Spst, Mom	1
28	56186	(0000–) Relay, 12vdc, 040a, Spdt No	2
29	09738	(0000–) Screw, Hex, M5 X 0.80 X 12, Ss	2
30	01683	(0000–) Washer, Flat, 10, Ss	2
31	1062804	(xxxx–) Bolt, Carriage, M06 X 1.00 X 40, 4.6	4
32	41359	(xxxx–) Nut, Hex, Std, M6 X 1.00, 8	4
33	32982	(xxxx–) Washer, Lock, Int, 0.25	4
34	32483	(xxxx–) Washer, Flat, 0.25, Sae	4
35	1029057	(0000–) Clip, Grip, Finger, 0.88–1.25d	3
36	12323	(0000–) Screw, Pan, Phl, M4 X 0.70 X 20, Ss	3
37	33932	(0000–) Nut, Hex, Lock, M4 X 0.70, NI, Ss	3

Fig. 19 – ec-H2O Solution Pump Supply Group

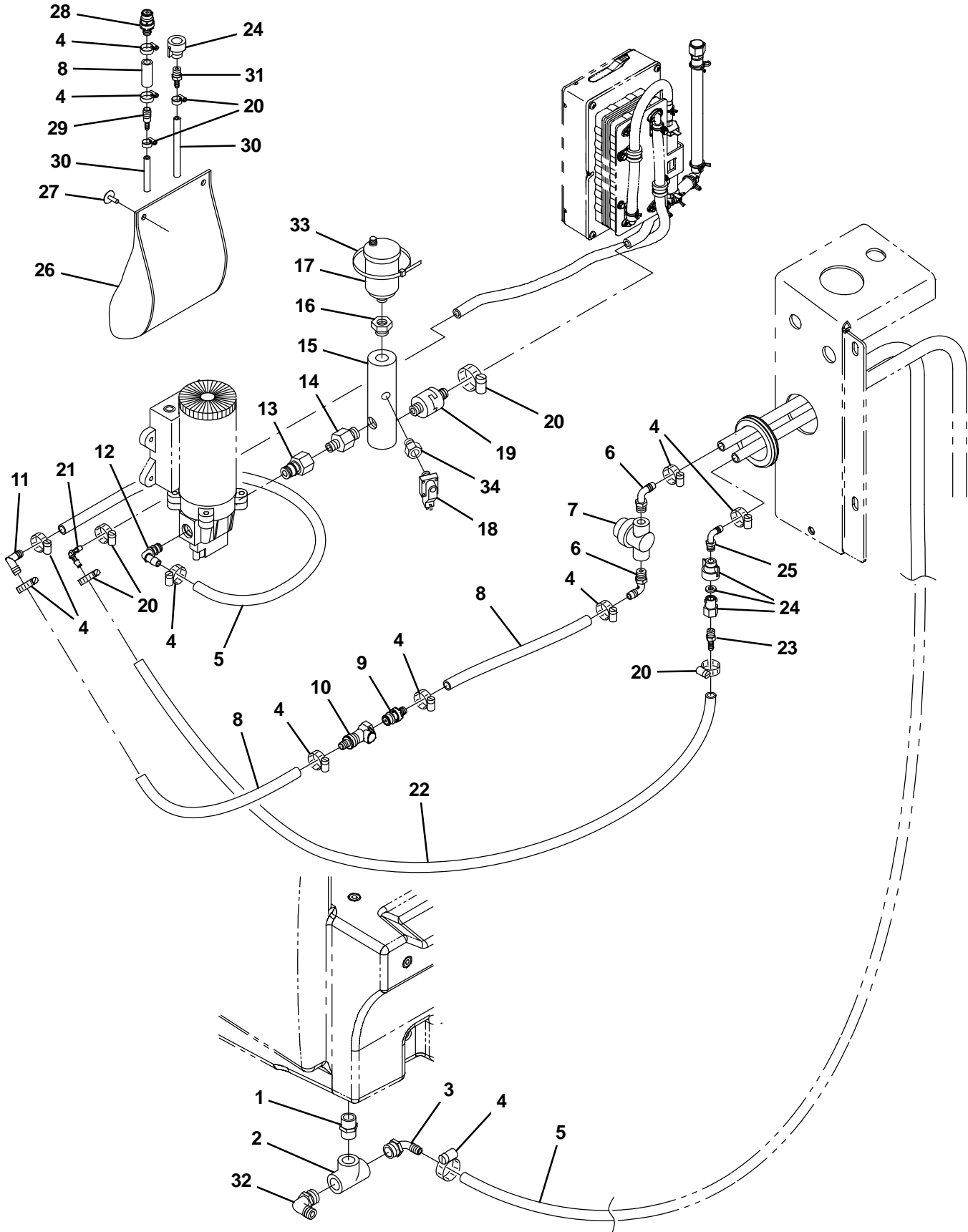


Fig. 19 – ec-H2O Solution Pump Supply Group

Ref.	Part No.	Serial Number	Description	Qty.
1	24544	(0000–) Fitting, Plstc, Str, Pm12/Pm12 1.60l	1
2	42133A	(0000–) Fitting, Plstc, Tee, Pf12/Pf12/Pf12	1
3	1005552	(0000–) Fitting, Plstc, E90, Bm08/Pm12, Nyl	1
4	54333	(0000–) Clamp, Hose, Wormdrive, 0.31–0.88d, .31w	1
5	1011521	(0000–) Hose, Afmkt, Pvc, Brd, 0.50id, 02ft, Clr	2
6	64778	(0000–) Fitting, Plstc, E90, Bm08/Pm06	2
7	1005302	(0000–) Filter, In–Line, Pf06/Pf06 080mesh 02.6l	1
8	1011403	(0000–) Hose, Afmkt, Pvc, Brd, 0.50id, 01ft, Clr	3
9	1017415	(0000–) Insert, Cplg, Qm, Bm08	1
10	1017413	(0000–) Housing, Cplg, Qf / Pm08	1
11	63987–1	(0000–) Fitting, Plstc, E90, Bm08/Bm08	1
12	1049254	(0000–) Fitting, Nyl, Qdc, E90, Bm08/ Qm10	1
13	1059372	(0000–) Fitting, Plstc, Str, Pf06/Qm10, Pvc	1
14	1005219	(0000–) Fitting, Plstc, Str, Pm04/Pm06, Nyl	1
15	1060596	(0000–) Manifold, Water	1
16	24698	(0000–) Fitting, Brs, Str, Pf02/Pm06	1
17	1017386	(0000–) Valve, Vent, Air, Float Type	1
18	1058935	(0000–) Switch, Press, 50 Psi, Pm02	1
19	1060693	(0000–) Valve, Check, 0005psi Pm04/Bm06	1
20	43844	(0000–) Clamp, Hose, Wormdrive, 0.25–0.62d, .31w	1
21	1059391	(0000–) Fitting, Plstc, E90, Bm05/Bm05, Nyl	1
22	1052336	(0000–) Hose, Afmkt, PVC, Brd, 0.31ld, 03Ft, Clr	2
23	1052017	(0000–) Fitting, Plstc, Str, Bm05/Pm04	1
24	1043866	(0000–) Fitting Assy, Qdc, Pf04	2
25	65581	(0000–) Fitting, Plstc, E90, Bm08/Pm04	1
26	48790	(0000–) Pouch	1
27	72968	(0000–) Rivet, Plstc, .250d X 0.90	2
28	1017415	(0000–) Insert, Cplg, Qm, Bm08	1
29	630164	(0000–) Fitting, Plstc, Str, Bm04/Bm08	1
30	1006415	(0000–) Hose, Afmkt, Pvc, Clr, 0.25id, 03ft	2
31	50901	(0000–) Fitting, Plstc, Str, Bm04/Pm04	1
32	14877	(0000–) Fitting, Plstc, E90, Bm12/Pm12	1
33	49266	(0000–) Tie, Cable, Nyl, 07.3l .19w 1.8 Max D	1
34	1062403	(0000–) Fitting, Brs, Snubber, Pm02/Pf02	1

Fig. 20 – ec-H2O Solution Supply Group

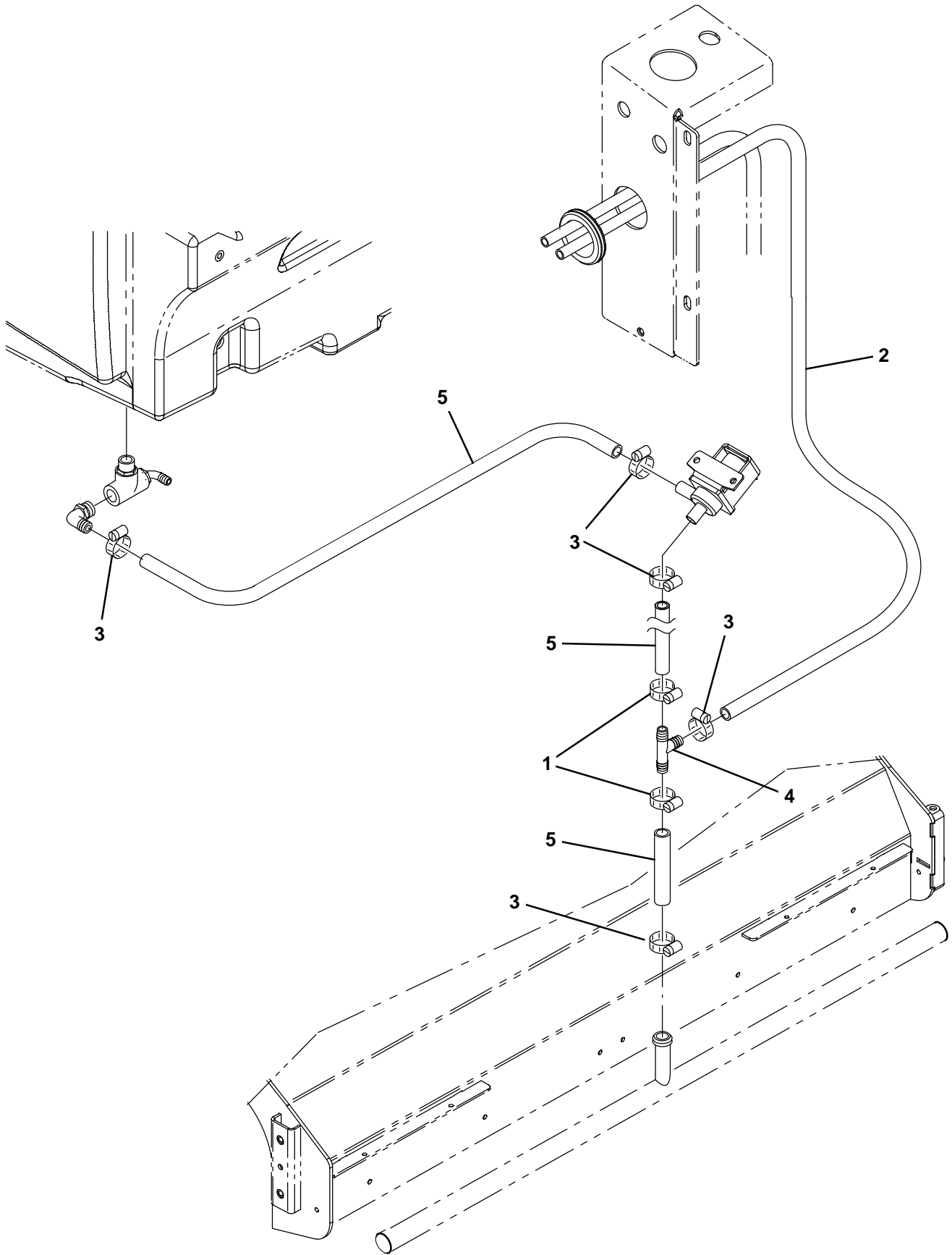


Fig. 20 – ec-H2O Solution Supply Group

Ref.	Part No.	Serial Number	Description	Qty.
1	63810	(0000–) Clamp, Hose, Wormdrive, 0.56–1.06d, .56w	2
2	1011837	(0000–) Hose, Afmkt, Pvc, Brd, 0.50id, 12ft, Clr	1
3	54333	(0000–) Clamp, Hose, Wormdrive, 0.31–0.88d, .31w	2
4	385644	(0000–) Fitting, Plstc, Tee, Bm08/Bm12/Bm12, Br	1
5	1015045	(0000–) Hose, Afmkt, Pvc, Brd, 0.75id, 08ft, Clr	1

Fig. 21 – ec-H20 Solution Supply Group with Side Brush

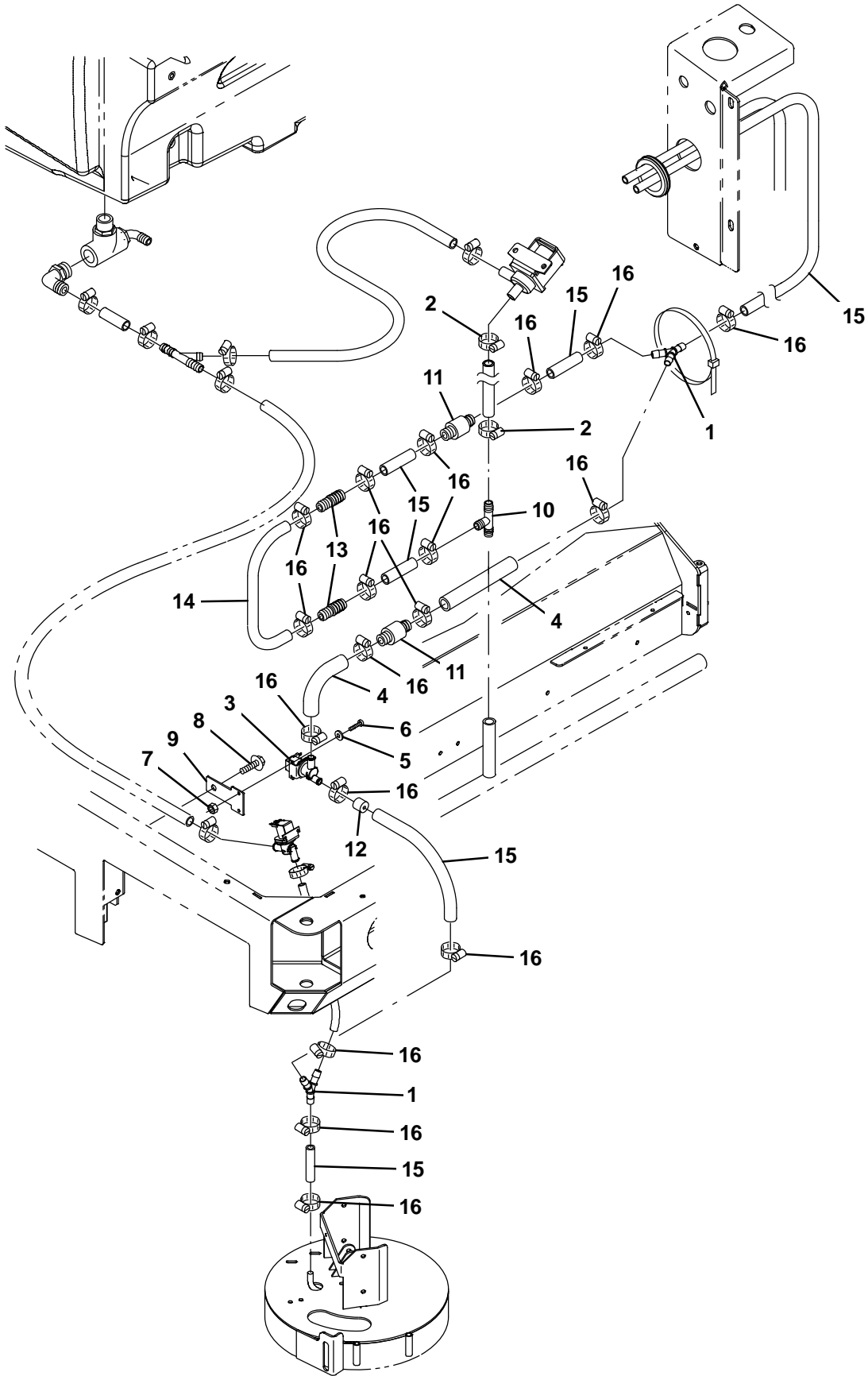


Fig. 21 – ec-H2O Solution Supply Group with Side Brush

Ref.	Part No.	Serial Number	Description	Qty.
1	1010668	(0000–) Fitting, Plstc, Y, Bm08/Bm08/Bm08, Nyl	1
2	63810	(0000–) Clamp, Hose, Wormdrive, 0.56–1.06d, .56w	2
3	1037825	(0000–) Valve Assy, Water, Solenoid, 12vdc	1
4	31543	(0000–) Hose, Heater, E90, 0.62id, 24.0 4.0	1
5	01683	(0000–) Washer, Flat, 10, Ss	2
6	24196	(0000–) Screw, Pan, Phl, M5 X 0.80 X 20, Ss	2
7	09739	(0000–) Nut, Hex, Lock, M5 X 0.80, NI, Ss	2
8	76099	(0000–) Screw, Hex, M8 X 1.25 X 25, Fmg	1
9	1030511	(0000–) Plate, Mtg, Valve	1
10	385644	(0000–) Fitting, Plstc, Tee, Bm08/Bm12/Bm12, Br	1
11	1010614	(0000–) Valve, Check, 2gpm .5psi Bm08/Bm08	2
12	1061045	(0000–) Plug, Restrictor	1
13	222375	(0000–) Fitting, Plstc, Str, Bm06/Bm08	2
14	1014974	(0000–) Hose, Afmkt, Pvc, Brd, 0.38id, 02ft, Clr	1
15	1011412	(0000–) Hose, Afmkt, Pvc, Brd, 0.50id, 08ft, Clr	1
16	54333	(0000–) Clamp, Hose, Wormdrive, 0.31–0.88d, .31w	18

Fig. 22 – ec-H2O Wire Harnesses Group

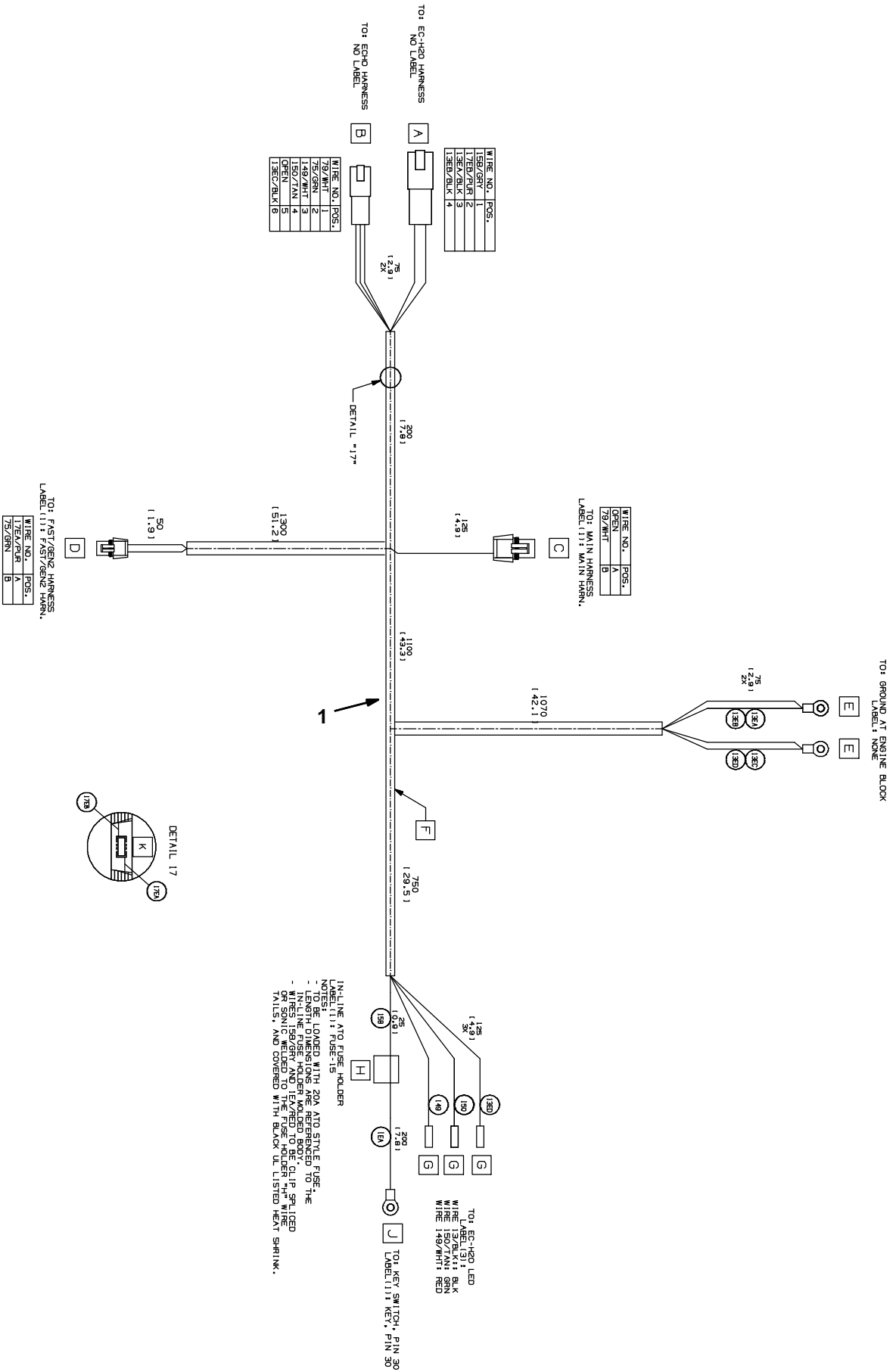
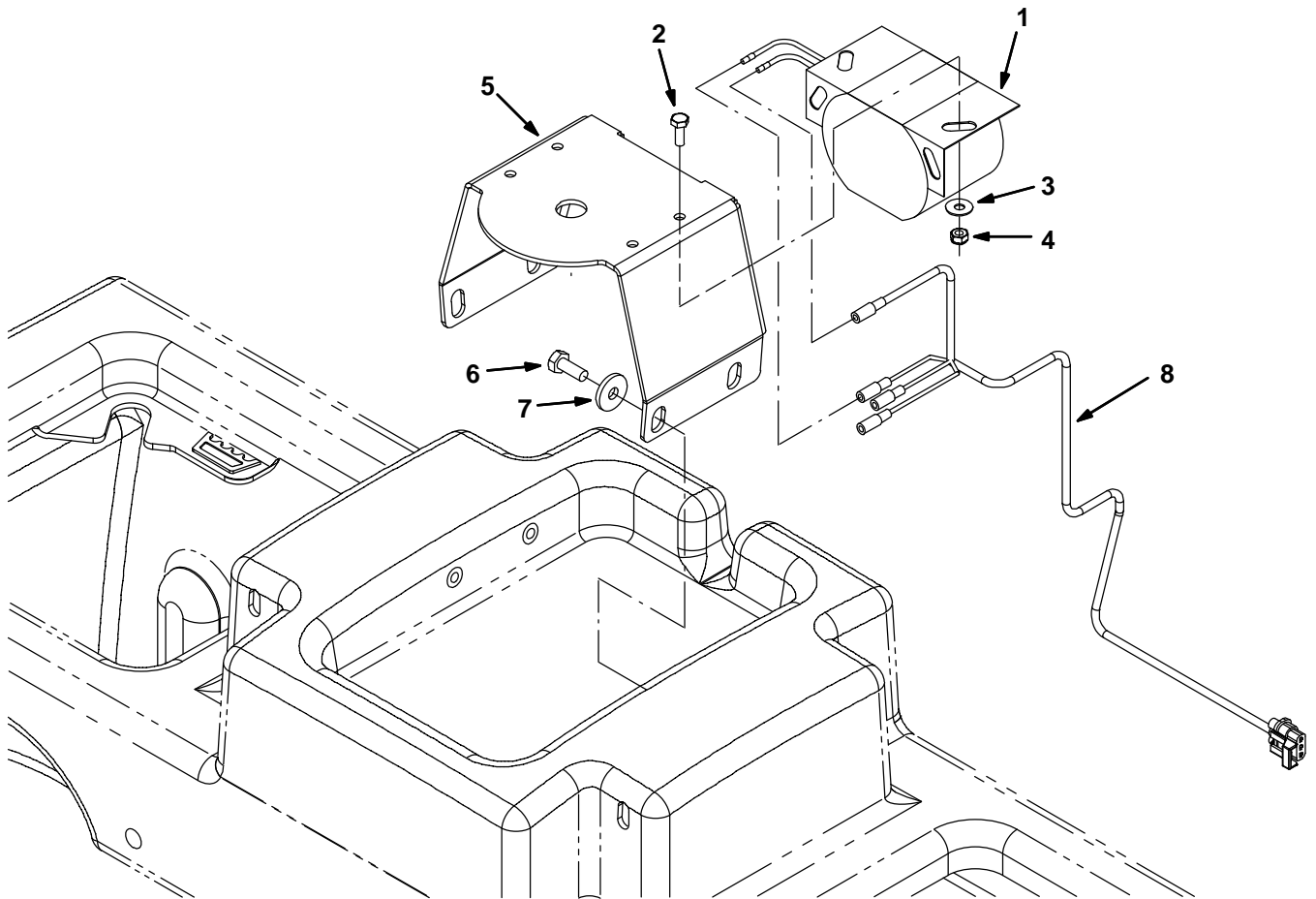


Fig. 22 – ec-H20 Wire Harnesses Group

Ref.	Part No.	Serial Number	Description	Qty.
1	1071947	(0000–) Harness, Wire [Ec-H2o, Mako, 2.0l & Dsl]	1
2	1060871	(0000–) Harness, Wire [Ec-H2o]	1
3	1060880	(0000–) Resistor, Ele, Plug [430 , 2w]	1
4	1060881	(0000–) Capacitor, Plug [4700uf, 25v]	1

Fig. 23 – Backup Alarm Kit



354473

Ref.	Part No.	Serial Number	Description	Qty.
▽	9001321	(0000–) Alarm Kit, Backup, Ci [M20 And T20]	1
▲	1 9007131	(0000–) Alarm Assy, Backup, 12/48Vdc	1
▲	2 24196	(0000–) Screw, Pan, Phl, M5 X 0.80 X 20, Ss	2
▲	3 19066	(0000–) Washer, Flat, 10	2
▲	4 09739	(0000–) Nut, Hex, Lock, M5 X 0.80, NI, Ss	2
▲	5 1019445	(0000–) Bracket, Sppt, Revl Light	1
▲	6 09740	(0000–) Screw, Hex, M8 X 1.25 X 20, Ss	4
▲	7 1017218	(0000–) Washer, Flat, 0.32b 1.00d .12, Ss	4
▲	8 1019971	(0000–) Harness, Warning / Backup [M20 & T20]	1

Fig. 24 – Light Kit, Flashing

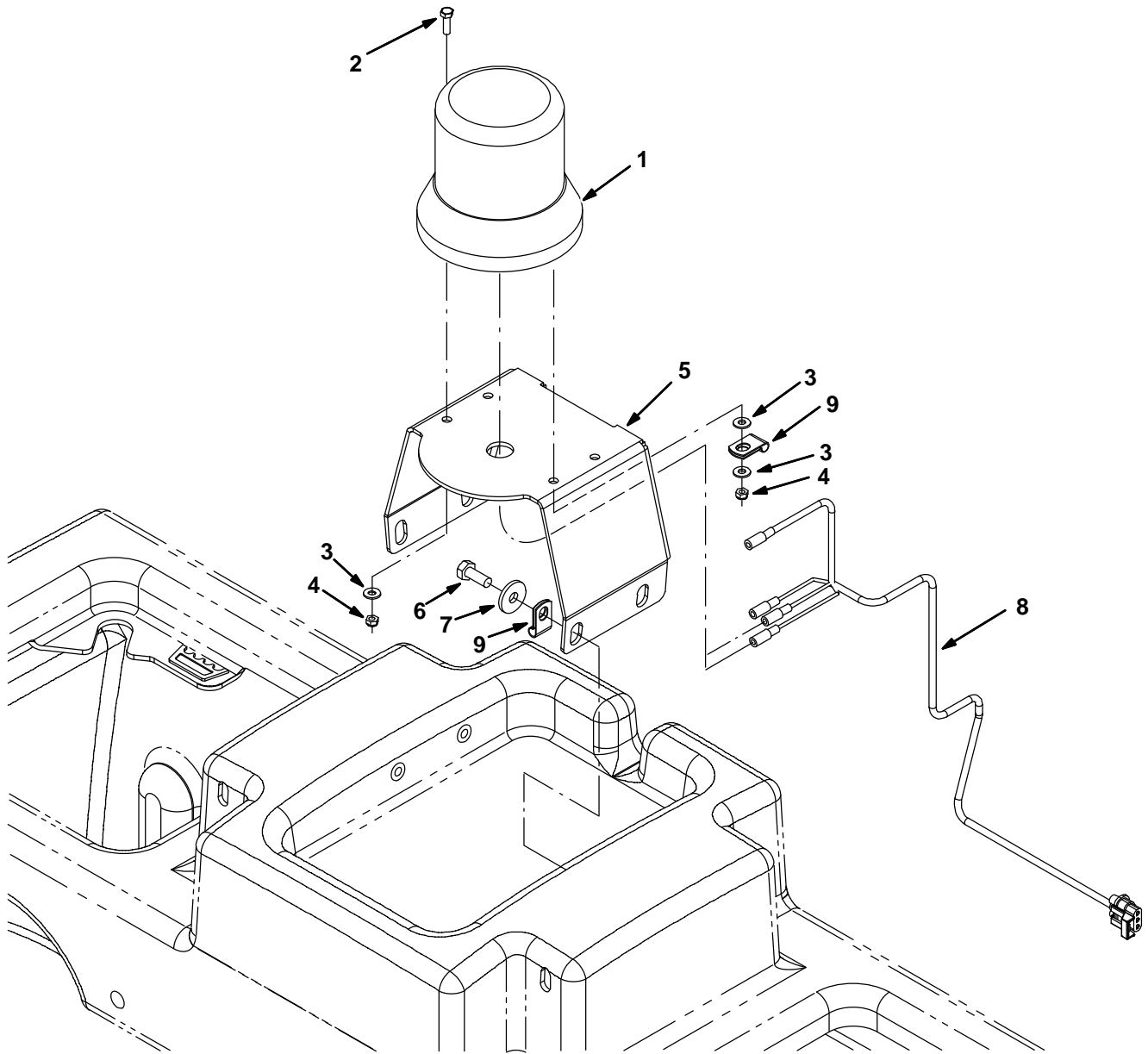


Fig. 24 – Light Kit, Flashing

Ref.	Part No.	Serial Number	Description	Qty.
▽	9001327	(0000–) Light Kit, Flsh, Ci [M20 And T20]	1
▲▽	1 1017248	(0000–) Lamp, Flasher, Amb [12–48 Vdc]	1
▲▲	9000879	(0000–) Lens, Lamp, Amb, Strobe/Flasher	1
▲▲	9000846	(0000–) Lamp, Bulb, Flsh	1
▲▲	1027800	(0000–) Lens, Blue, Option, F/ Revl / Flsh Light	1
▲▲	1027798	(0000–) Lens, Red, Option, F/ Revl / Flsh Light	1
▲	55272	(0000–) Terminal, Bullet, Mal, .157d, 12ga	2
▲	2 24196	(0000–) Screw, Pan, Phi, M5 X 0.80 X 20, Ss	2
▲	3 19066	(0000–) Washer, Flat, 10	2
▲	4 09739	(0000–) Nut, Hex, Lock, M5 X 0.80, NI, Ss	2
▲	5 1019445	(0000–) Bracket, Sppt, Revl Light	1
▲	6 09740	(0000–) Screw, Hex, M8 X 1.25 X 20, Ss	4
▲	7 1017218	(0000–) Washer, Flat, 0.32b 1.00d .12, Ss	4
▲	8 1019971	(0000–) Harness, Warning / Backup [M20 & T20]	1
▲	9 46236	(0000–) Clamp, Cable, Stl, 0.25D X 0.56W, 1Hole	2

Fig. 25 – Overhead Guard Kit

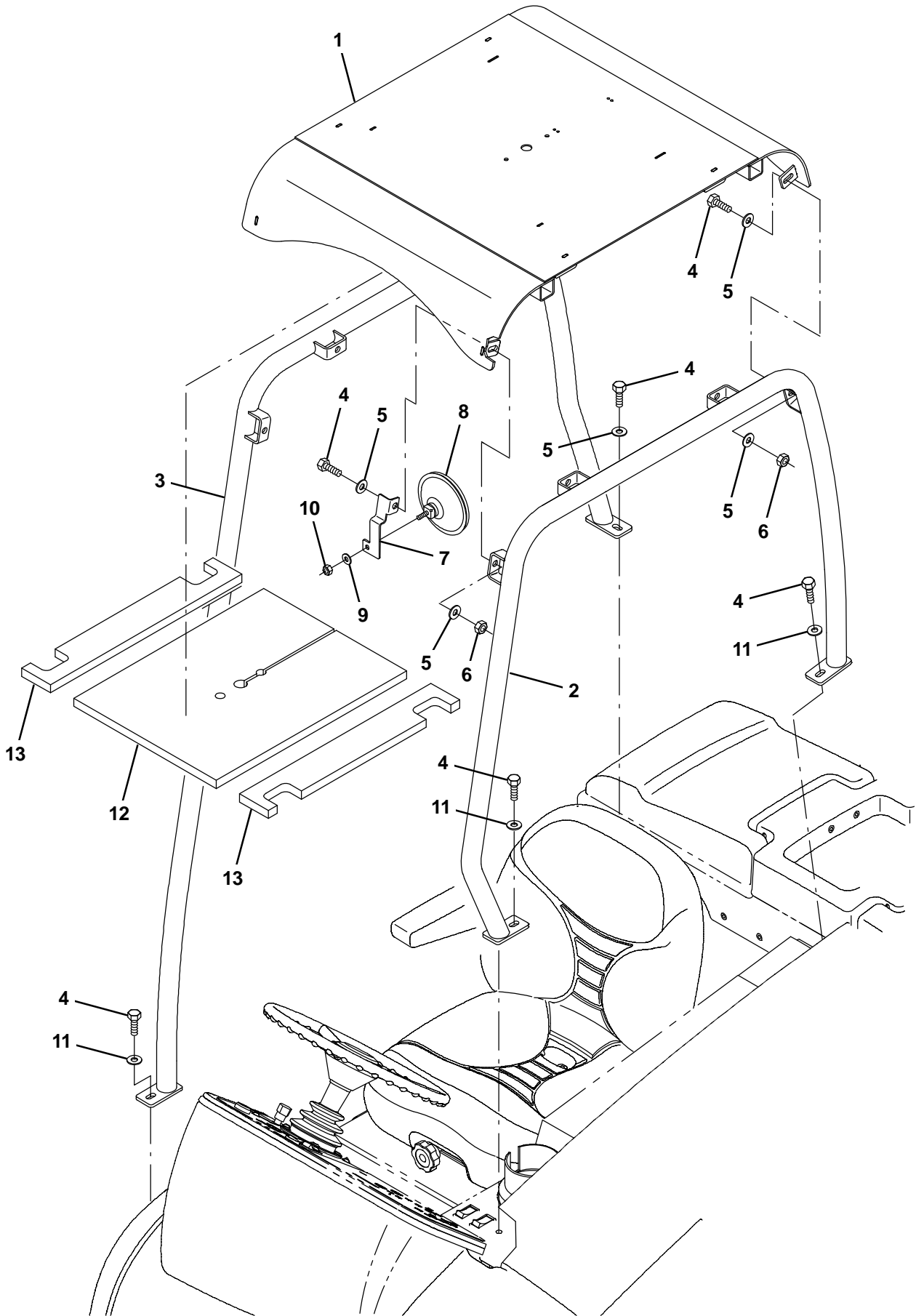


Fig. 25 – Overhead Guard Kit

	Ref.	Part No.	Serial Number	Description	Qty.
▽		9001314	(0000–) Ohg Kit, Ci [M20 And T20]	1
▲	1	1022276	(0000–) Guard Wldt, Top, Ohg	1
▲	2	1065793	(0000–) Tube Wldt, Leg, Ohg, Lh, Pntd	1
▲	3	1022266	(0000–) Tube Wldt, Leg, Ohg, Rh, Pntd	1
▲	4	03192	(0000–) Screw, Hex, M10 X 1.5 X 30, 8.8	12
▲	5	32492	(0000–) Washer, Flat, 0.38 Std	17
▲	6	41430	(0000–) Nut, Hex, Lock, M10 X 1.5, NI	8
▲	7	1023879	(0000–) Bracket, Mtg, Mirror, Rearview	1
▲	8	1050295	(0000–) Mirror, Convex, 0.50D	1
▲	9	32491	(0000–) Washer, Flat, 0.31, Std	1
▲	10	19313	(0000–) Nut, Hex, Std, .31–18	1
▲	11	1014563	(0000–) Washer, Flat, 0.40b 1.12d .12, Ss	3
▲	12	1032830	(0000–) Insulation	1
▲	13	1032831	(0000–) Insulation	2

Fig. 26 – Vacuum Wand Kit (0000–xxxx)

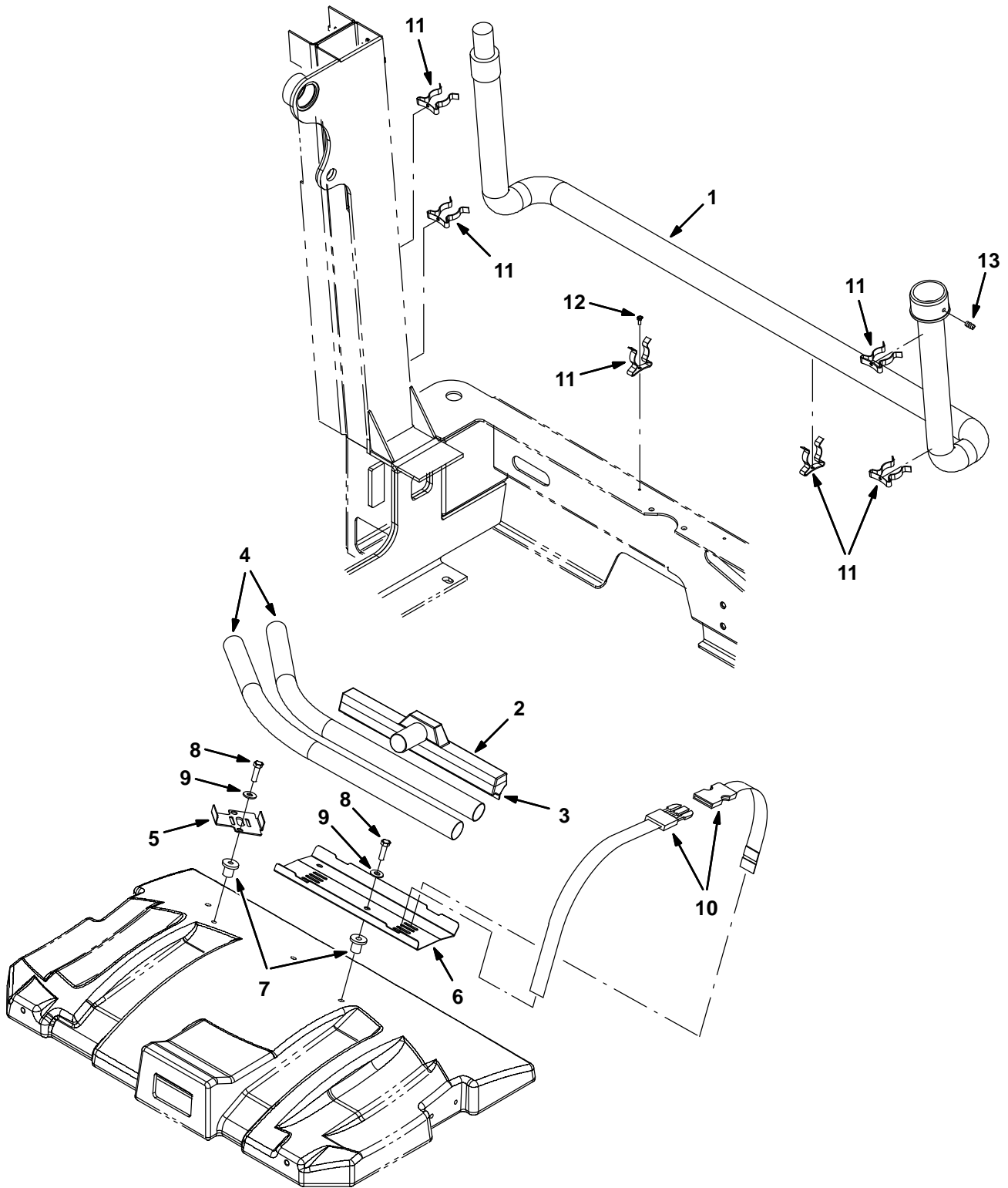


Fig. 26 – Vacuum Wand Kit (0000–xxxx)

	Ref.	Part No.	Serial Number	Description	Qty.
▽		9001334	(0000–xxxx)	Wand Kit, Vacuum, Ci [M20]	1
▲	1	69657	(0000–xxxx)	Hose Assy, W/2cuff, 1.5d 84l [Vacwand]	1
▲	2	63451	(0000–xxxx)	Nozzle, Wand, Plstc, 14.0lg	1
▲	3	63430	(0000–xxxx)	Shoe, Plstc, Sqge, 14.0	1
▲	4	63448	(0000–xxxx)	Tube, Wand, Vacuum, Metal [1pick=1box]	1
▲	5	1030549	(0000–xxxx)	Bracket, Mtg, Vacuum Wand	1
▲	6	1026146	(0000–xxxx)	Plate, Mtg, Vacuum Wand	1
▲	7	397648	(0000–xxxx)	Nut, Isolator, .38–16 Wall Th .015–.437	4
▲	8	21198	(0000–xxxx)	Screw, Hex, .38–16 X 1.25, 5	4
▲	9	32492	(0000–xxxx)	Washer, Flat, 0.38 Std	4
▲	10	367974	(0000–xxxx)	Strap, Pyp, 0.07 1.0w 18.5l, W/ Buckle	3
▲	11	67004	(0000–xxxx)	Clip, Grip, Finger, 1.00–1.88d White,Vyl	6
▲	12	55845	(0000–xxxx)	Screw, Hex, M5 X 0.8 X 16, Fmg	6
▲	13	69659	(0000–xxxx)	Plunger	1

Fig. 27 – Vacuum Wand Kit (xxxx-)

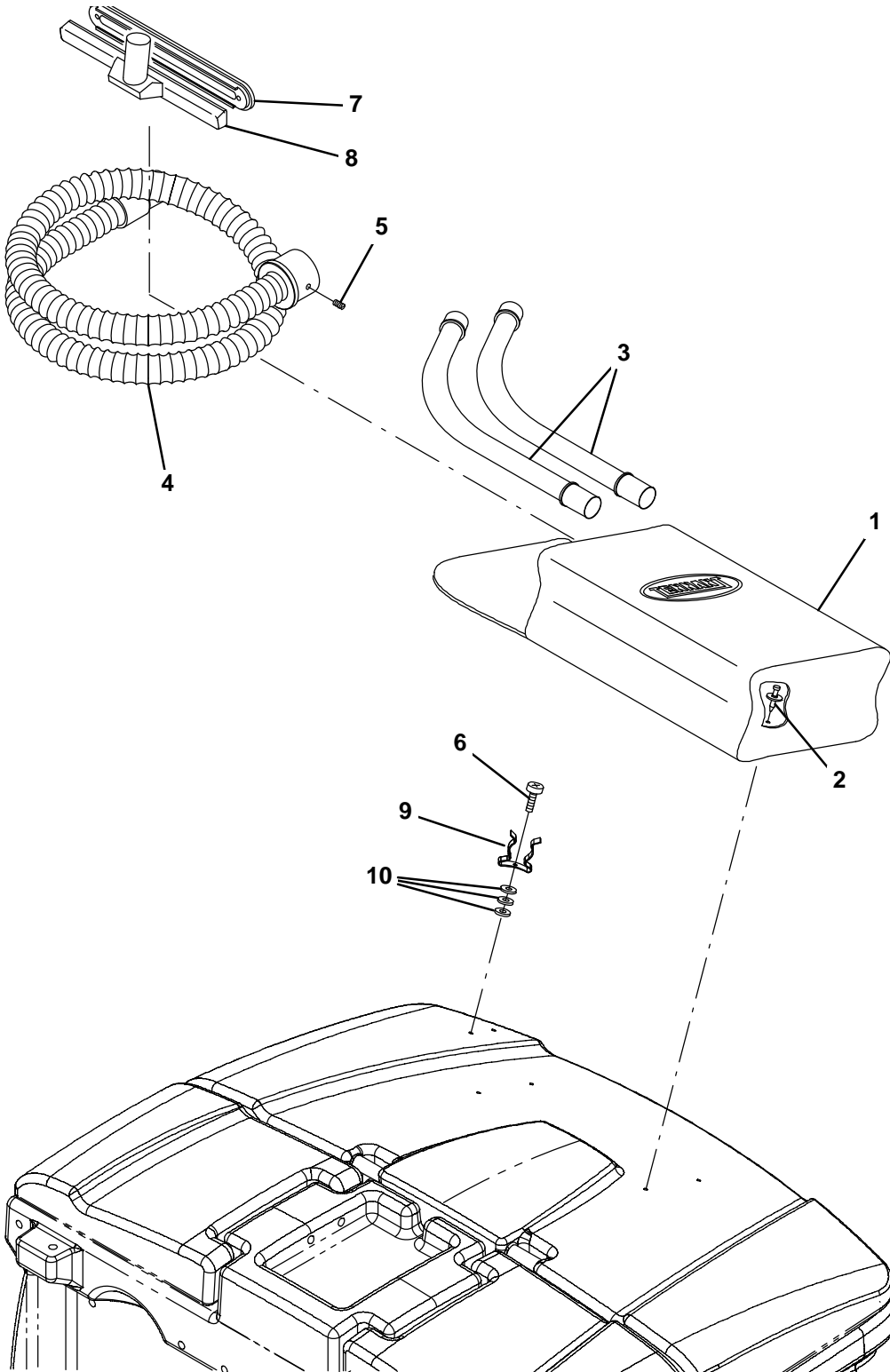


Fig. 27 – Vacuum Wand Kit (xxxx–)

	Ref.	Part No.	Serial Number	Description	Qty.
▽		9001334	(xxxx–)	Wand Kit, Vacuum, Ci [M20]	1
▲	1	65580	(xxxx–)	Bag, Power	1
▲	2	72968	(xxxx–)	Rivet, Plstc, .250d X 0.90	4
▲	3	63448	(xxxx–)	Tube, Wand, Vacuum, Metal	1
▲	4	69657	(xxxx–)	Hose Assy, W/2cuff, 1.5d 084I [Vacwand]	1
▲	5	69659	(xxxx–)	Plunger	1
▲	6	55845	(xxxx–)	Screw, Hex, M5 X 0.80 X 16, Fmg	2
▲	7	63430	(xxxx–)	Shoe, Plstc, Sqge, 14.0	1
▲	8	63451	(xxxx–)	Nozzle, Wand, Plstc, 14.0I	1
▲	9	67004	(xxxx–)	Clip, Grip, Finger, 1.00–1.88d White,Vyl	2
▲	10	19064	(xxxx–)	Washer, Flat, 06	6

Fig. 28 – Spray Nozzle Kit

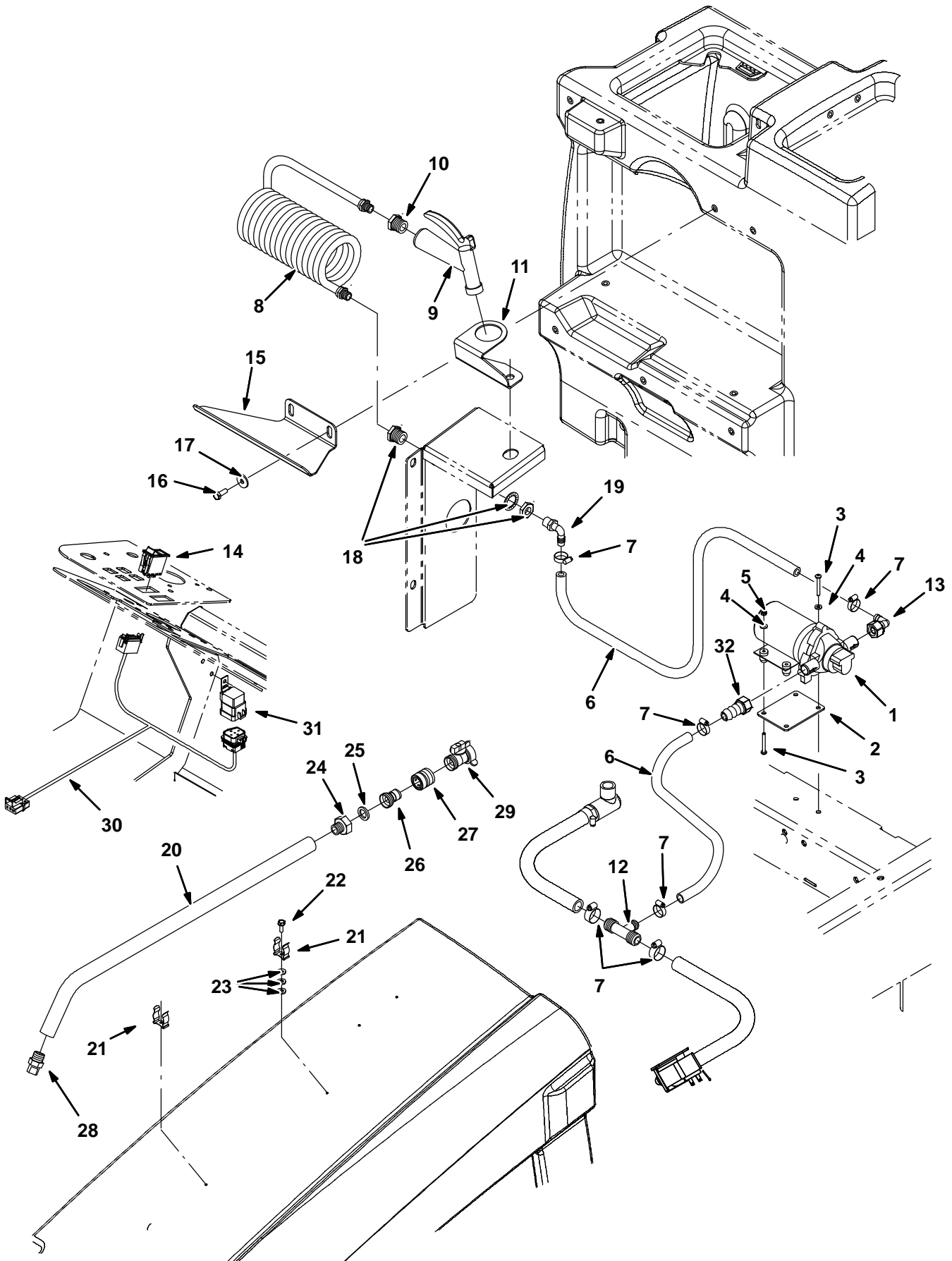


Fig. 28 – Spray Nozzle Kit

Ref.	Part No.	Serial Number	Description	Qty.
▽	9001310	(0000–) Nozzle Kit, Spray, Ci	1
▲	1 1026743	(0000–) Pump, Diaphragm (See Breakdown)	1
▲	2 1027007	(0000–) Plate, Mtg, Pump	1
▲	3 06939	(0000–) Screw, Pan, M5 X 0.80 X 45, 4.8	4
▲	4 19066	(0000–) Washer, Flat, #10	4
▲	5 06549	(0000–) Nut, Hex, Lock, M5 X 0.80, NI	2
▲	6 1015045	(0000–) Hose, Afmkt, Pvc, Brd, 0.75id, 08ft, Clr	1
▲	7 63810	(0000–) Clamp, Hose, Wormdrive, 0.56–1.06d, .56w	6
▲	8 1019250	(0000–) Hose, Water, Coil	1
▲	9 769785	(0000–) Nozzle, Spray, Gun	1
▲	10 1027976	(0000–) Fitting, Brs, Str, Pf06/Pm12	1
▲	11 1027237	(0000–) Bracket, Mtg, Spray Handle	1
▲	12 385644	(0000–) Fitting, Plstc, Tee, Bm08/Bm12/Bm12, Br	1
▲	13 1018499	(0000–) Fitting, Plstc, E90, Bm08/Pf08s, Swivel	1
▲	14 398500	(0000–) Switch, Rocker, Dpdt On/None/On	1
▲	15 1029790	(0000–) Bracket, Mtg, Spray Wand [Fast, Conv]	1
▲	16 09740	(0000–) Screw, Hex, M8 X 1.25 X 20, Ss	2
▲	17 1017218	(0000–) Washer, Flat, 0.32b 1.00d .12, Ss	2
▲	18 1027978	(0000–) Fitting, Brs, Str, Pf06/Pf06 Bh	1
▲	19 64778	(0000–) Fitting, Plstc, E90, Bm08/Pm06	1
▲	20 1029055	(0000–) Wand, Clean-Out	1
▲	21 1029057	(0000–) Clip, Grip, Finger, .875–1.25	2
▲	22 20394	(0000–) Screw, Hex, #10–16 X 0.62, Fmg [Ab]	2
▲	23 01683	(0000–) Washer, Flat, #10, Ss	6
▲	24 375321	(0000–) Fitting, Brs, Str, Pm08/Garden Hose	1
▲	25 01316	(0000–) Washer, Flat, 0.66b 1.00d .12, Rbr	1
▲	26 1029153	(0000–) Nipple, Hose	1
▲	27 1029155	(0000–) Coupling, Nozzle, Spray	1
▲	28 1029156	(0000–) Nozzle	1
▲	29 1029399	(0000–) Valve, Shutoff	1
▲	30 1021881	(0000–) Harness, Spray, Nozzle	1
▲	31 56186	(0000–) Relay, 12vdc, 40a, Spdt N/O	1
▲	32 1018495	(0000–) Fitting, Plstc, Str, Bm08/Pf08s, Swivel	1

Fig. 29 – Squeegee Guard Kit

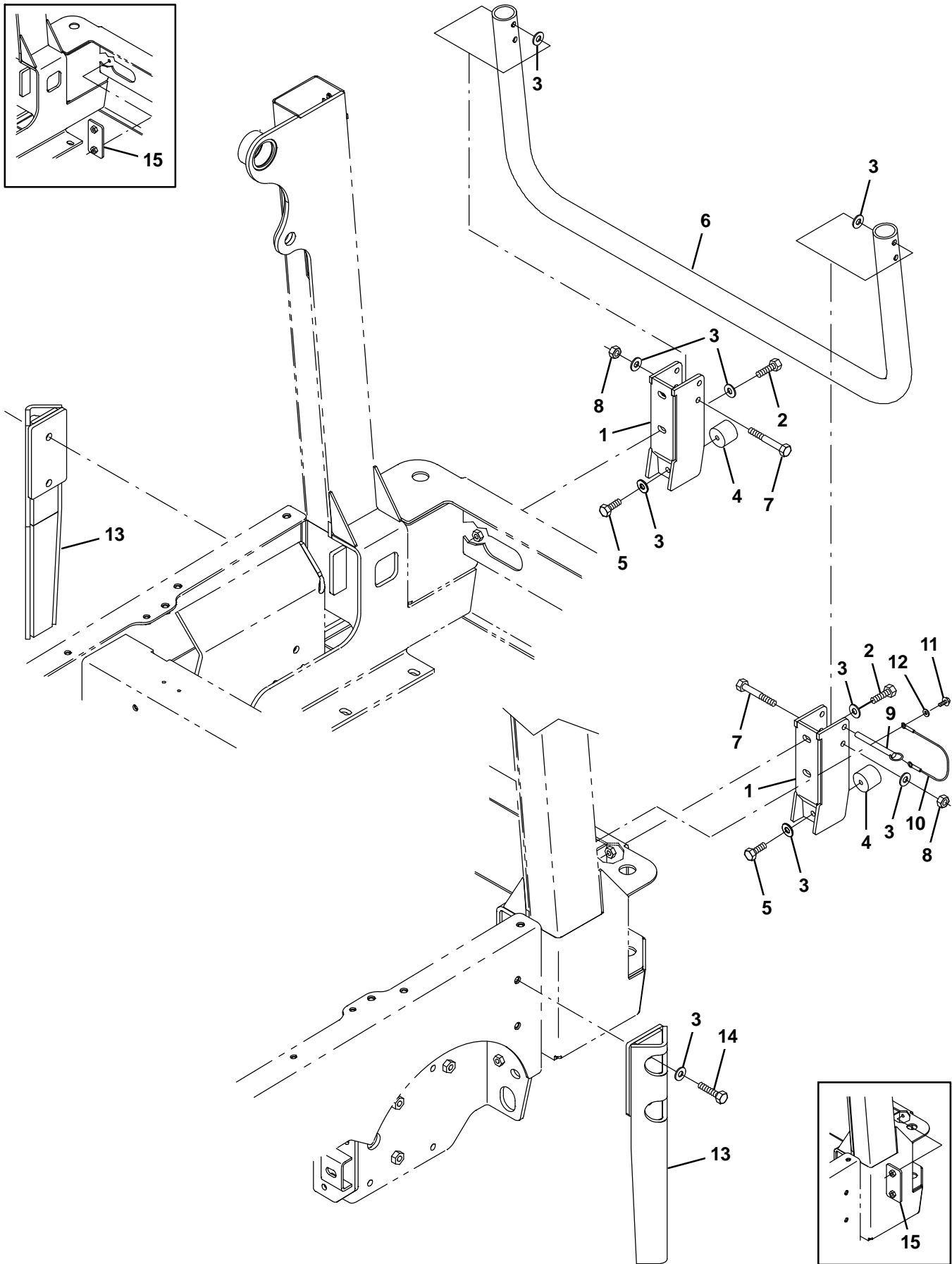


Fig. 29 – Squeegee Guard Kit

	Ref.	Part No.	Serial Number	Description	Qty.
▽		9001338	(0000–) Guard Kit, Sqge, Ci [M20]	1
▲	1	1027560	(0000–) Bracket Wldt, Guard, Sqge	2
▲	2	39284	(0000–) Screw, Hex, M10 X 1.5 X 35, 8.8	4
▲	3	32492	(0000–) Washer, Flat, 0.38 Std	14
▲	4	1024977	(0000–) Bumper, Ure, 1.50d 1.25l	2
▲	5	21196	(0000–) Screw, Hex, .38–16 X 0.88, 5	2
▲	6	1056195	(0000–) Guard Wldt, Pntd [M20/T20]	1
▲	7	06965	(0000–) Screw, Hex, M10 X 1.5 X 80, 8.8	2
▲	8	41430	(0000–) Nut, Hex, Lock, M10 X 1.5, NI	2
▲	9	369359	(0000–) Pin, Hitch, .375d X 3.12l, PI	1
▲	10	57702	(0000–) Cable, Glv .06d 012.0l .26eye /.26eye	1
▲	11	55845	(0000–) Screw, Hex, M5 X 0.8 X 16, Fmg	1
▲	12	01683	(0000–) Washer, Flat, #10, Ss	1
▲	13	1045444	(0000–) Guard Wldt, Sqge [M20/T20/M30]	2
▲	14	06962	(0000–) Screw, Hex, M10 X 1.5 X 45, 8.8	4
	15	1029543	(0000–0455) Plate, Mtg	2

Fig. 30 – Documentation Group

CE

Ref.	Part No.	Serial Number	Description	Qty.
	331385	(0000–) Manual, Service [M20 En]	1
	1027759	(0000–) Video, Oprtr, Dvd [W/Checklist M20]	1
	372863	(0000–0046) Manual, Service, Eng[Gm1.6l Em Cert]	1
	371790	(0000–0046) Manual, Service, Eng [Gm1.6l]	1
	9003926	(0047–) Manual, Eng, Cd–Rom [Tier li,Gm1.6l]	1
	331386	(0000–) Manual, Parts [M20 Gas/Lpg, Ce]	1
	331388	(0000–) Manual, Oprtr [M20 Gas/Lpg Cz Ce]	1
	331389	(0000–) Manual, Oprtr [M20 Gas/Lpg De Ce]	1
	331390	(0000–) Manual, Oprtr [M20 Gas/Lpg Dk Ce]	1
	331391	(0000–) Manual, Oprtr [M20 Gas/Lpg En Ce]	1
	331392	(0000–) Manual, Oprtr [M20 Gas/Lpg Es Ce]	1
	331393	(0000–) Manual, Oprtr [M20 Gas/Lpg Fi Ce]	1
	331394	(0000–) Manual, Oprtr [M20 Gas/Lpg Fr Ce]	1
	331395	(0000–) Manual, Oprtr [M20 Gas/Lpg Gr Ce]	1
	331396	(0000–) Manual, Oprtr [M20 Gas/Lpg Hu Ce]	1
	331397	(0000–) Manual, Oprtr [M20 Gas/Lpg It Ce]	1
	331398	(0000–) Manual, Oprtr [M20 Gas/Lpg NI Ce]	1
	331399	(0000–) Manual, Oprtr [M20 Gas/Lpg No Ce]	1
	331400	(0000–) Manual, Oprtr [M20 Gas/Lpg PI Ce]	1
	331401	(0000–) Manual, Oprtr [M20 Gas/Lpg Pt Ce]	1
	331402	(0000–) Manual, Oprtr [M20 Gas/Lpg Ru Ce]	1
	331403	(0000–) Manual, Oprtr [M20 Gas/Lpg Se Ce]	1
	331404	(0000–) Manual, Oprtr [M20 Gas/Lpg Tr Ce]	1
	9004564	(0000–) Manual, Oprtr [M20 Gas/Lpg, Bg]	1
	9004565	(0000–) Manual, Oprtr [M20 Gas/Lpg, Ro Ce]	1
	331405	(0000–) Manual, Oprtr [M20 Gas/Lpg, Ee, Ce]	1
	331406	(0000–) Manual, Oprtr [M20 Gas/Lpg, Lv, Ce]	1
	331407	(0000–) Manual, Oprtr [M20 Gas/Lpg, Lt, Ce]	1
	331408	(0000–) Manual, Oprtr [M20 Gas/Lpg, Sk, Ce]	1
	331409	(0000–) Manual, Oprtr [M20 Gas/Lpg, SI, Ce]	1
	1032578	(0000–) Instr, Maint, Wall Chart [M20]	1
	9006257	(0000–) Media, Cd–Rom, Training [ec–H2O Tennant]	1

SECTION 4

Contents	Page
Fig. 1 – Extended Scrub Pump Breakdown, 1021210	4-2
Fig. 2 – Hydraulic Motor Breakdown, 379609	4-4
Fig. 3 – Hydraulic Pump Breakdown, 1024251	4-6
Fig. 4 – Hydraulic Motor Breakdown, 71729	4-8
Fig. 5 – Hydraulic Motor Breakdown, 1029379	4-9
Fig. 6 – Hydraulic Motor Breakdown, 53485	4-10
Fig. 7 – Hydraulic Valve Breakdown, 1018936	4-11
Fig. 8 – Hydraulic Valve Breakdown, 1018938	4-12
Fig. 9 – Hydraulic Valve Breakdown, 1037805	4-14
Fig. 10 – Hydraulic Valve Breakdown, 1020394	4-16
Fig. 11 – Hydraulic Steering Valve Breakdown, 1024260	4-18
Fig. 12 – Metering Solution Pump Breakdown, 73260	4-20
Fig. 13 – Water Pump Breakdown, 1026743	4-21
Fig. 14 – ec-H2O Module Assembly Breakdown, 9007882	4-22
Fig. 15 – FaST Injector Assembly Breakdown, 9004515	4-24
Fig. 16 – FaST Injector Assembly Breakdown, 9008868	4-25

Fig. 1 – Extended Scrub Pump Breakdown, 1021210

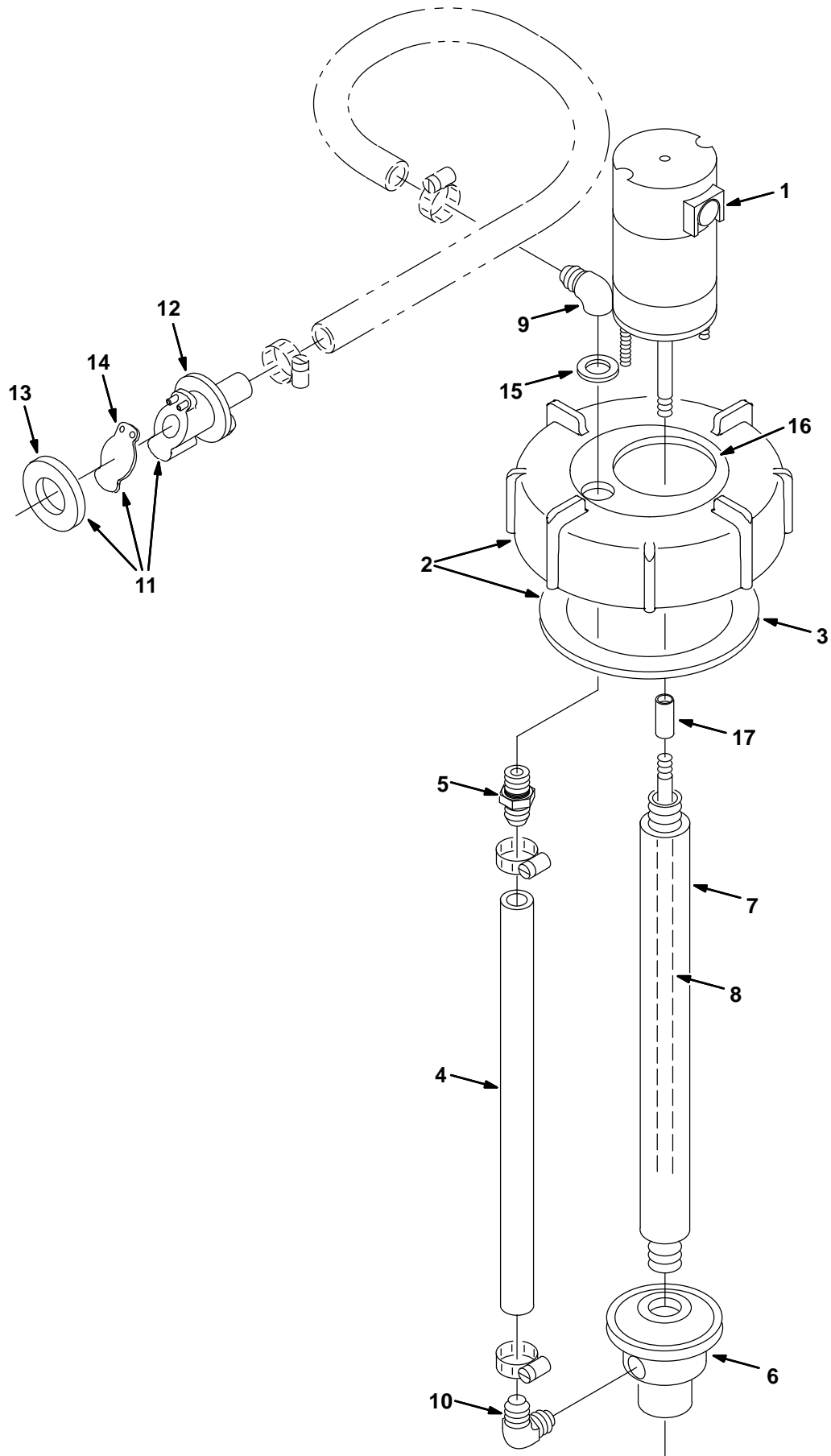


Fig. 1 - Extended Scrub Pump Breakdown, 1021210

Ref.	Part No.	Serial Number	Description	Qty.
▽	1021210	(000000-) Pump Assy, Column, Es	1
▲▽	1 9002708	(000000-) Motor, Ele, 12vdc, Pump, Water	1
▲▲	78829	(000000-) Kit, Brush, Motor, Ele	1
▲▽	2 24358	(000000-) Cap Assy, Tank, Drain	1
▲▲	3 1031699	(000000-) Gasket, 4.05id 5.29od .19 [Buna]	1
▲	4 78833	(000000-) Tube, Vinyl, Pump, Water	1
▲	5 78398	(000000-) Fitting, Plstc, Str, Bm12/Pm08, Nyl	1
▲	6 78843	(000000-) Housing Kit, Pump, Water	1
▲	7 78836	(000000-) Column, Pump, Water	1
▲	8 9002709	(000000-) Shaft, Pump, Water	1
▲	9 78838	(000000-) Fitting, E, Gr	1
▲	10 78839	(000000-) Fitting, Plstc, E90, Pf Bm [Es Pump]	1
▲▽	11 78842	(000000-) Kit, Valve, Check, Pump, Water	1
▲▲	12 78840	(000000-) Valve, Check, Pump, Water	1
▲▲	13 73342	(000000-) Gasket, .25 1.88d 1.0id [Poron]	1
▲▲	14 78841	(000000-) Flapper, Valve, Pump, Water	1
▲	15 78830	(000000-) Washer, Rbr	1
▲	16 22790	(000000-) Insert, Cap, Mount, Es Pump	1
▲	17 23285	(000000-) Sleeve, Pump, Water	1

Fig. 2 – Hydraulic Motor Breakdown, 379609

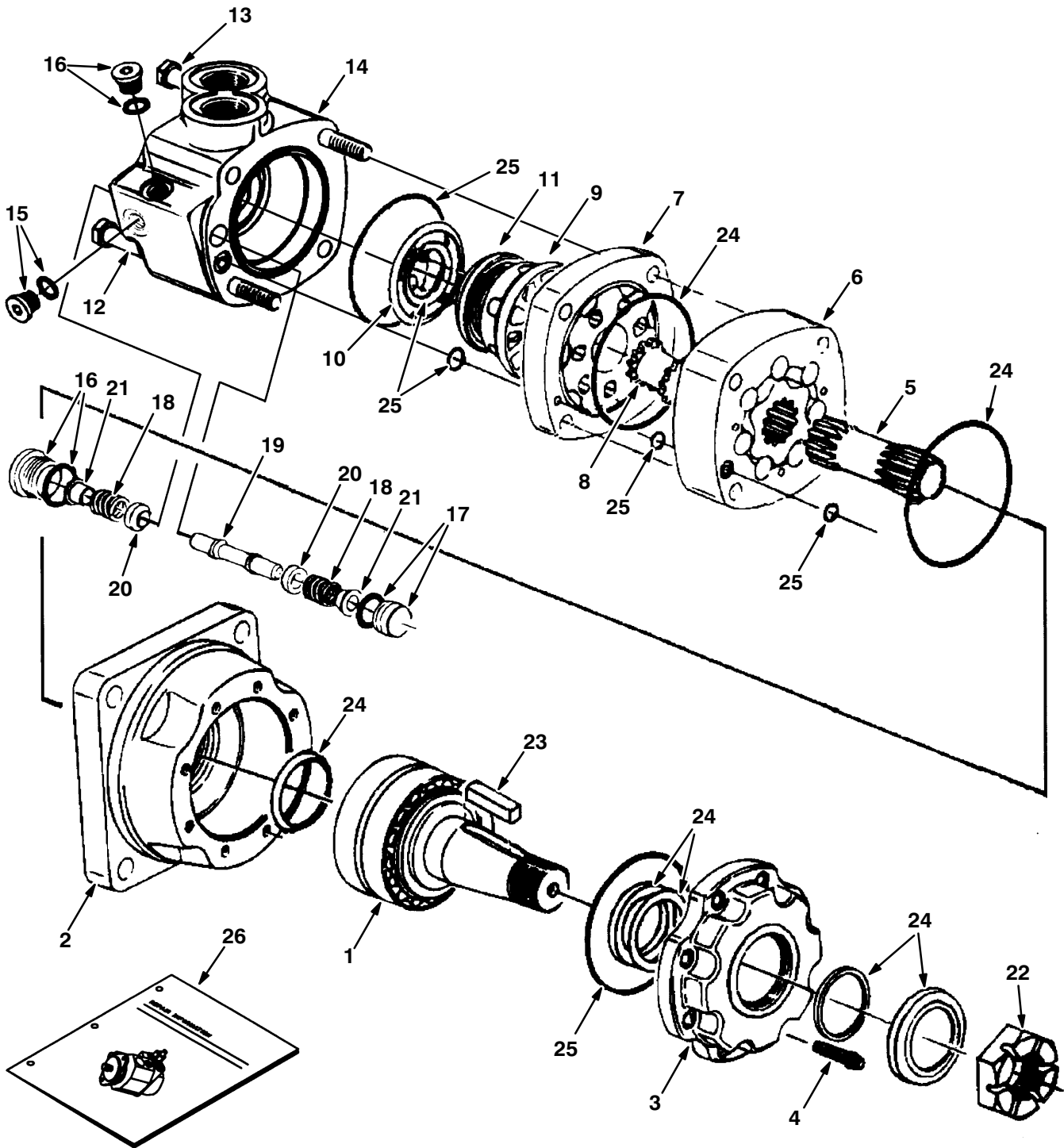


Fig. 2 – Hydraulic Motor Breakdown, 379609

Ref.	Part No.	Serial Number	Description	Qty.
▽	379609	(000000-) Motor, Hyd, Gear, [Int], 19.0 X 3000	1
▲	1 74165	(000000-) Shaft, Motor, Hyd	1
▲	2 74166	(000000-) Housing, Brg, Motor, Hyd	1
▲	3 74167	(000000-) Retainer, Motor, Hyd	1
▲	4 74168	(000000-) Screw, Cap, Motor, Hyd	8
▲	5 37616	(000000-) Drive, Motor, Hyd	1
▲	6 37756	(000000-) Geroler, Motor, Hyd	1
▲	7 74122	(000000-) Plate, Valve, Motor, Hyd	1
▲	8 52405	(000000-) Valve, Motor, Hyd	1
▲	9 74123	(000000-) Valve, Motor, Hyd	1
▲	10 34178	(000000-) Spring, Motor, Hyd	2
▲	11 38968	(000000-) Ring, Motor, Hyd	1
▲	12 74125	(000000-) Bolt, Motor, Hyd	3
▲	13 38255	(000000-) Bolt, Motor, Hyd	1
▲	14 373297	(000000-) Housing, Valve	1
▲	15 373298	(000000-) Plug	1
▲	16 373260	(000000-) Plug, Pump, Hyd, Gear	2
▲	17 373299	(000000-) Plug	1
▲	18 373291	(000000-) Spring	2
▲	19 373217	(000000-) Piston, Pump, Hyd, Gear	1
▲	20 373226	(000000-) Poppet, Pump, Hyd, Gear	2
▲	21 373236	(000000-) Sleeve, Dashpo, Pump, Hyd, Gear	2
▲	22 45622	(000000-) Nut, Motor, Hyd	1
▲	23 45623	(000000-) Key, Motor, Hyd	1
▲	24 79828	(000000-) Kit, Seal, Motor, Hyd	1
▲	25 33580	(000000-) Kit, Seal, Motor, Hyd	1
	26 79729	(000000-) Instr, Repair, Motor, Hyd, Gear	1

Fig. 3 – Hydraulic Pump Breakdown, 1024251

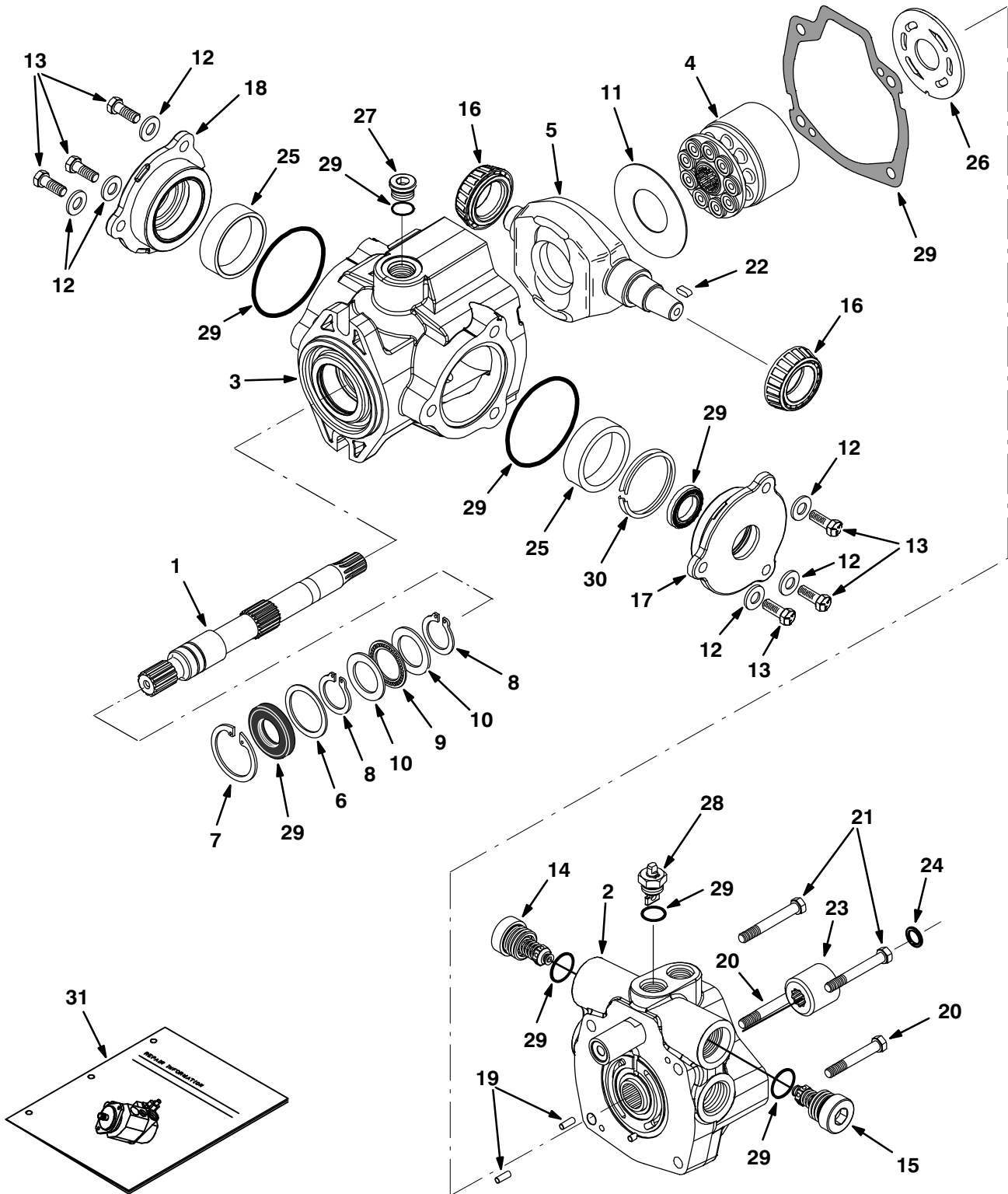
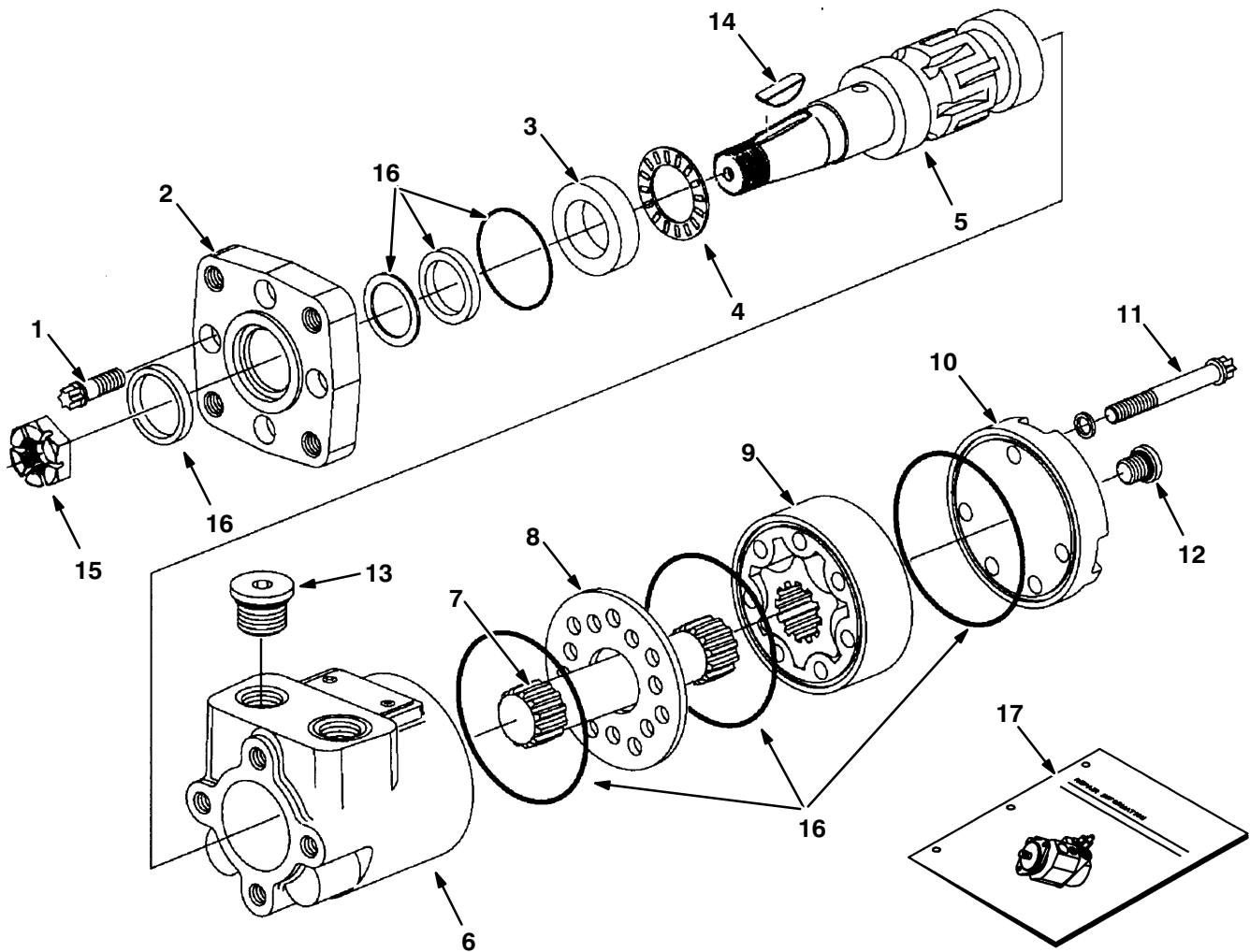


Fig. 3 – Hydraulic Pump Breakdown, 1024251

Ref.	Part No.	Serial Number	Description	Qty.
▽	1024251	(000000–) Pump, Hyd, Piston, Var, 1.24 4000, Cw	1
▲	1 373681	(000000–) Shaft, Pump	1
▲	2 373427	(000000–) Cover, End	1
▲	3 373389	(000000–) Housing	1
▲	4 02706	(000000–) Pump Kit, Hyd, Rotating [Cessna]	1
▲	5 373493	(000000–) Plate, Cam	1
▲	6 70096	(000000–) Washer, Flat, Pump, Hyd	1
▲	7 55926	(000000–) Ring, Retaining, Pump, Hyd	1
▲	8 373434	(000000–) Ring, Retaining	2
▲	9 74225	(000000–) Bearing, Thrust, Pump, Hyd	1
▲	10 74226	(000000–) Race, Brg, Pump, Hyd	2
▲	11 373327	(000000–) Insert, Plt, Cam, Pump, Hyd	1
▲	12 373391	(000000–) Washer, Pump, Hyd [En]	6
▲	13 373346	(000000–) Screw, Cap	6
▲	14 373494	(000000–) Valve, Relief, 4000 Psi	1
▲	15 373678	(000000–) Valve, Relief, 3000 Psi	1
▲	16 373317	(000000–) Bearing, Cone, Pump, Hyd	2
▲	17 373393	(000000–) Plate, Cover	1
▲	18 373394	(000000–) Plate, Cover	1
▲	19 70100	(000000–) Pin, Dowel, Pump, Hyd	2
▲	20 373347	(000000–) Screw, Cap	2
▲	21 373348	(000000–) Screw, Cap	2
▲	22 74237	(000000–) Key, Shaft, Pump, Hyd	1
▲	23 373679	(000000–) Coupler, Pump	1
▲	24 373680	(000000–) Ring, Lock	1
▲	25 373395	(000000–) Bearing, Cup	2
▲	26 74180	(000000–) Plate, Valve, Pump, Hyd	1
▲	27 13907	(000000–) Fitting, Hyd, Plug, Om08	1
▲	28 373413	(000000–) Actuator, Valve, By-Pass [En]	1
▲	29 373398	(000000–) Seal Kit, Pump, Hyd	1
▲	30 373402	(000000–) Shim Kit	1
▲	31 373429	(000000–) Instr, Repair, Pump	1

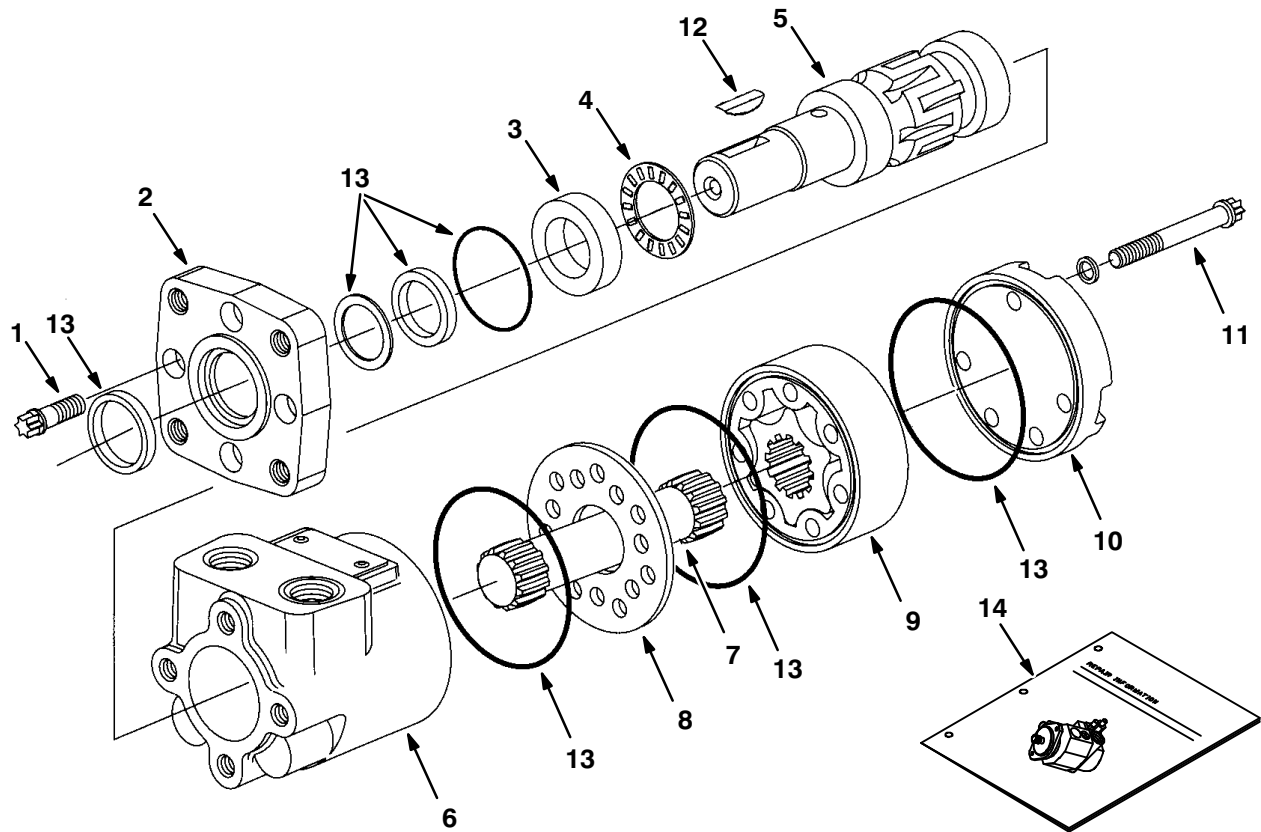
Fig. 4 – Hydraulic Motor Breakdown, 71729



09606-09670-ALL

Ref.	Tennant Part No.	Manufacturer Serial Number	Description	Qty.
▽	71729	(000000-)	Motor, Hyd Gear In 4.5 B 1500	1
▲	1	37555	(000000-) Screw	4
▲	2	31354	(000000-) Flange Mounting	1
▲	3	16695	(000000-) Race Thrust	1
▲	4	45628	(000000-) Thrust Bearing	1
▲	5	31375	(000000-) Shaft, Output	1
▲	6	74100	(000000-) Housingl	1
▲	7	31379	(000000-) Drive	1
▲	8	74094	(000000-) Spacer Plate	1
▲	9	31383	(000000-) Gerotor Set	1
▲	10	74095	(000000-) End Cap	1
▲	11	65241	(000000-) Cap Screw	5
▲	12	74098	(000000-) Plug #4	1
▲	13	74099	(000000-) Plug #10	2
▲	14	00500-15	(000000-) Key-Wdruff 0.25 1.00	1
▲	15	39527	(000000-) Nut-Hxslot .75-16 Pltd	1
▲	16	61490	(000000-) Seal Replmt Kit	1
▲	17	74250	(000000-) Instr. Repair Info, Motor	1

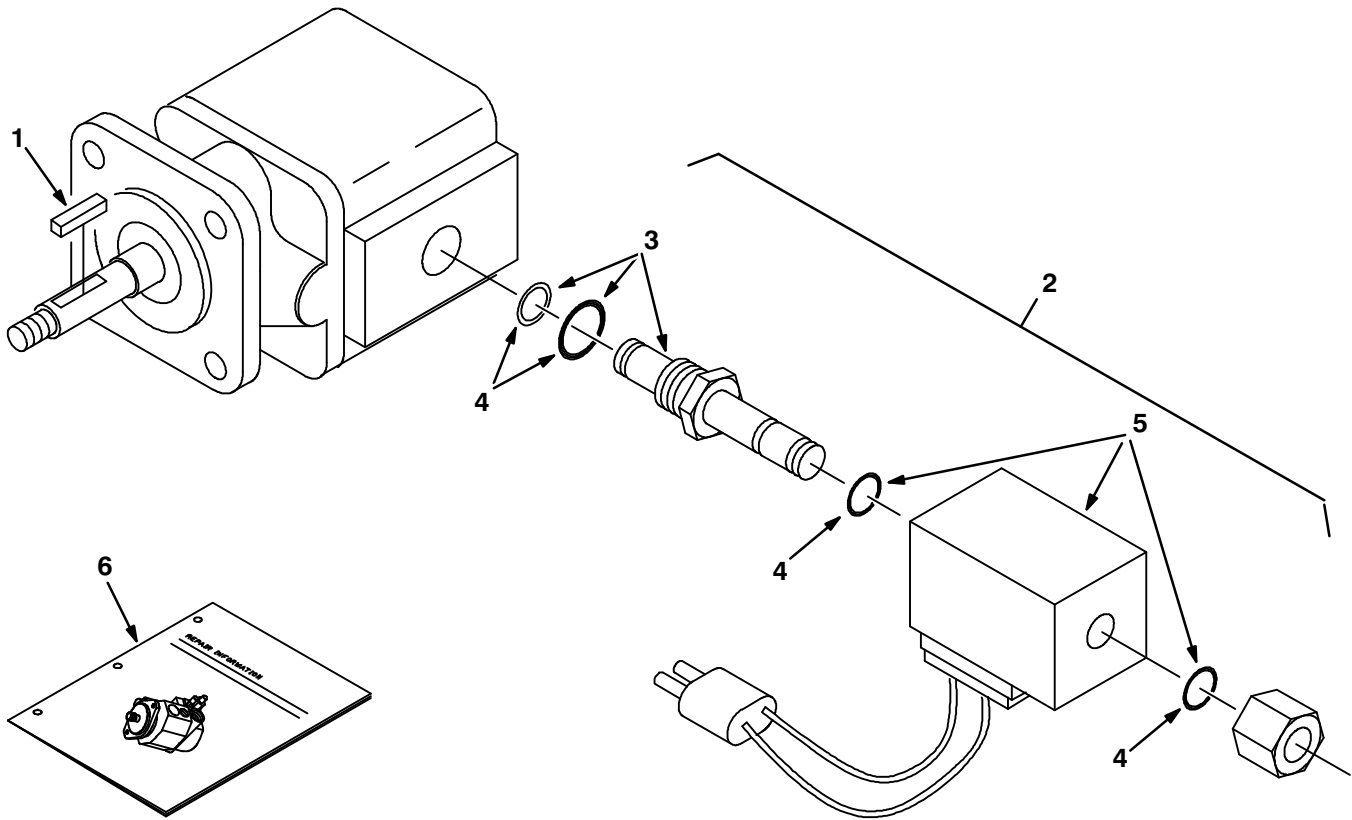
Fig. 5 – Hydraulic Motor Breakdown, 1029379



10859-09670- ALL

Ref.	Part No.	Serial Number	Description	Qty.	
▽	1029379	(000000-) Motor, Hyd, Gear, Int 08.9 Bi-Dir 2500	1	
▲	1	37555	(000000-) Screw, Motor, Hyd [En]	4
▲	2	31354	(000000-) Flange, Motor, Hyd [En]	1
▲	3	16695	(000000-) Ace, Thrust, Motor, Hyd [En]	1
▲	4	45628	(000000-) Bearing, Thrust	1
▲	5	28854	(000000-) Shaft, Output, Motor, Hyd [En]	1
▲	6	74100	(000000-) Housing, Motor, Hyd [En]	1
▲	7	21955	(000000-) Drive [CI]	1
▲	8	74094	(000000-) Plate, Spacer, Motor, Hyd [En]	1
▲	9	21956	(000000-) Gerotor Set [CI]	1
▲	10	65230	(000000-) End Cap, Motor, Hyd [En]	1
▲	11	21958	(000000-) Cap Screw CI	5
▲	12	00500-15	(000000-) Key, Woodruff, 0.25 1.00 [Asa#0808]	1
▲	13	61490	(000000-) Seal Kit, Motor [CI]	1
▲	14	74250	(000000-) Instr, Motor, Hyd, Repair [En]	1

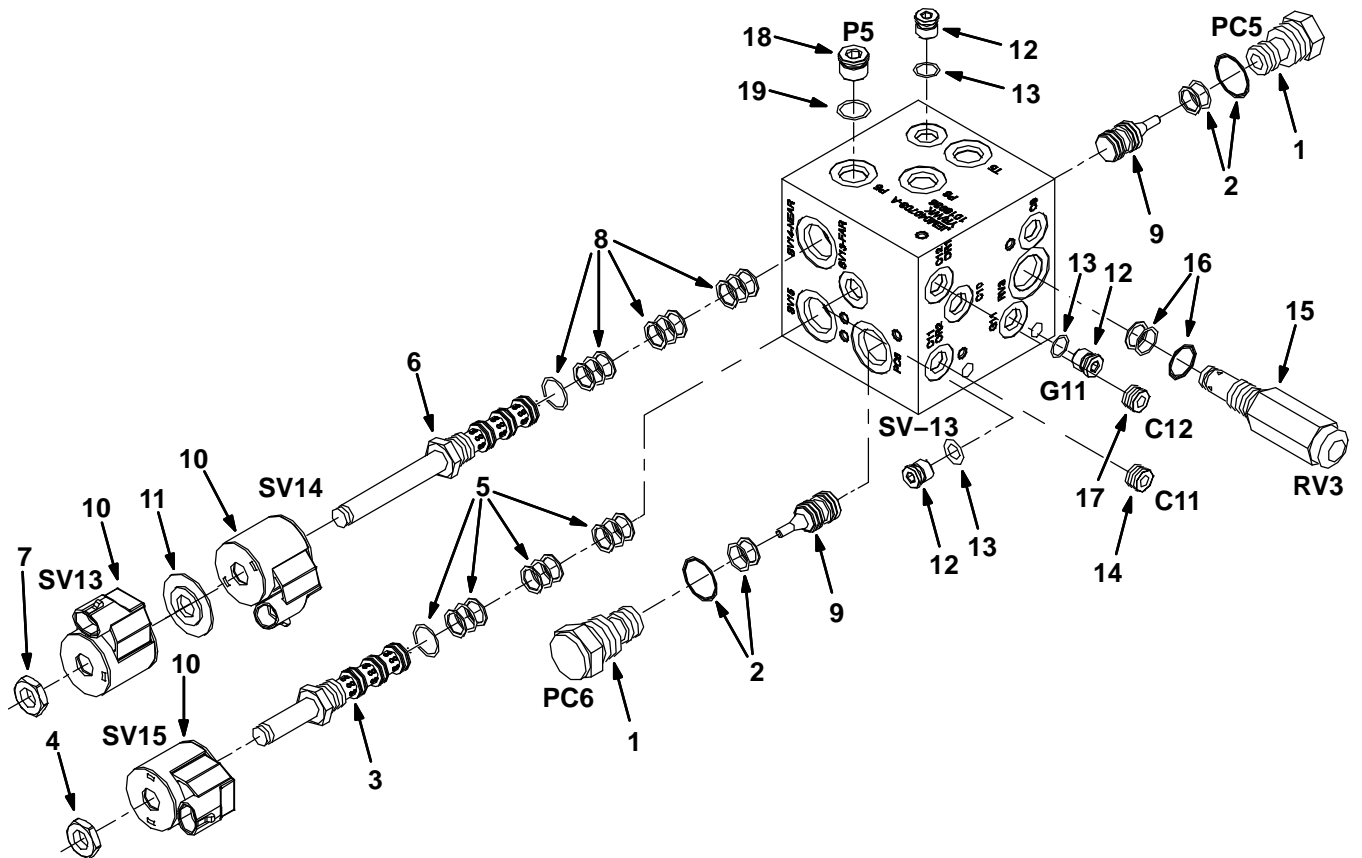
Fig. 6 – Hydraulic Motor Breakdown, 53485



07490 – 09670

Ref.	Part No.	Serial Number	Description	Qty.
▽	53485	(000000–) Motor, Hyd, Gear, Ext 0.19 Rh 3000	1
▲	74233	(000000–) Kit, Seal, Motor, Hyd, Gear[Barns]	1
▲	1 00966	(000000–) Key, Sq, 0.12 X 0.12, 0.75l	1
▲▽	2 54095	(000000–) Valve, Hyd Cartridge 10no/–0	1
▲▲	3 59378	(000000–) Valve Stem, N.O.Valve, Hyd	1
▲▲	4 48813	(000000–) Kit, Seal, Valve, Hyd [Cec]	1
▲▲	5 35493	(000000–) Solenoid, 12v, Valve, Hyd [Cec]	1
▲▲	6 IB3614	(000000–) Instr, Seal Kit, Motor	1

Fig. 7 – Hydraulic Valve Breakdown, 1018936



ALL

Ref.	Part No.	Serial Number	Description	Qty.
▽	1018936	(000000–) Valve, Cntrl, Hyd [M20]	1
▲▽	1	373656	(000000–) Valve, Check	2
▲▲	2	373647	(000000–) Seal Kit, Cartridge	1
▲▽	3	373657	(000000–) Stem, Valve, Hyd, 4w2p	1
▲▲	4	373648	(000000–) Nut, Coil, F/#8	1
▲▲	5	373647	(000000–) Seal Kit, Cartridge	1
▲▽	6	373637	(000000–) Valve, Cntrl, Solenoid	1
▲▲	7	373648	(000000–) Nut, Coil, F/#8	1
▲▲	8	373647	(000000–) Seal Kit, Cartridge	1
▲	9	373658	(000000–) Spool, Pilot, Hyd	2
▲	10	373640	(000000–) Solenoid, #8, 12vdc	3
▲	11	373639	(000000–) Spacer, Coil, #8	1
▲▽	12	74098	(000000–) Fitting, Hyd, Plug, Om04	3
▲▲	13	77003	(000000–) Seal, Org, .072 X 00.35id #04	1
▲	14	373633	(000000–) Plug, Orifice, Valve, Hyd, .040	1
▲▽	15	373659	(000000–) Valve, Hyd, Relief	1
▲▲	16	373647	(000000–) Seal Kit, Cartridge	1
▲	17	373660	(000000–) Plug, Orifice, Valve, Hyd, .030	1
▲▽	18	13904	(000000–) Fitting, Plug, Org, #6, Valve [Cec]	1
▲▲	19	77005	(000000–) Seal, Org, .078 X 00.47id #06	1

Fig. 8 – Hydraulic Valve Breakdown, 1018938

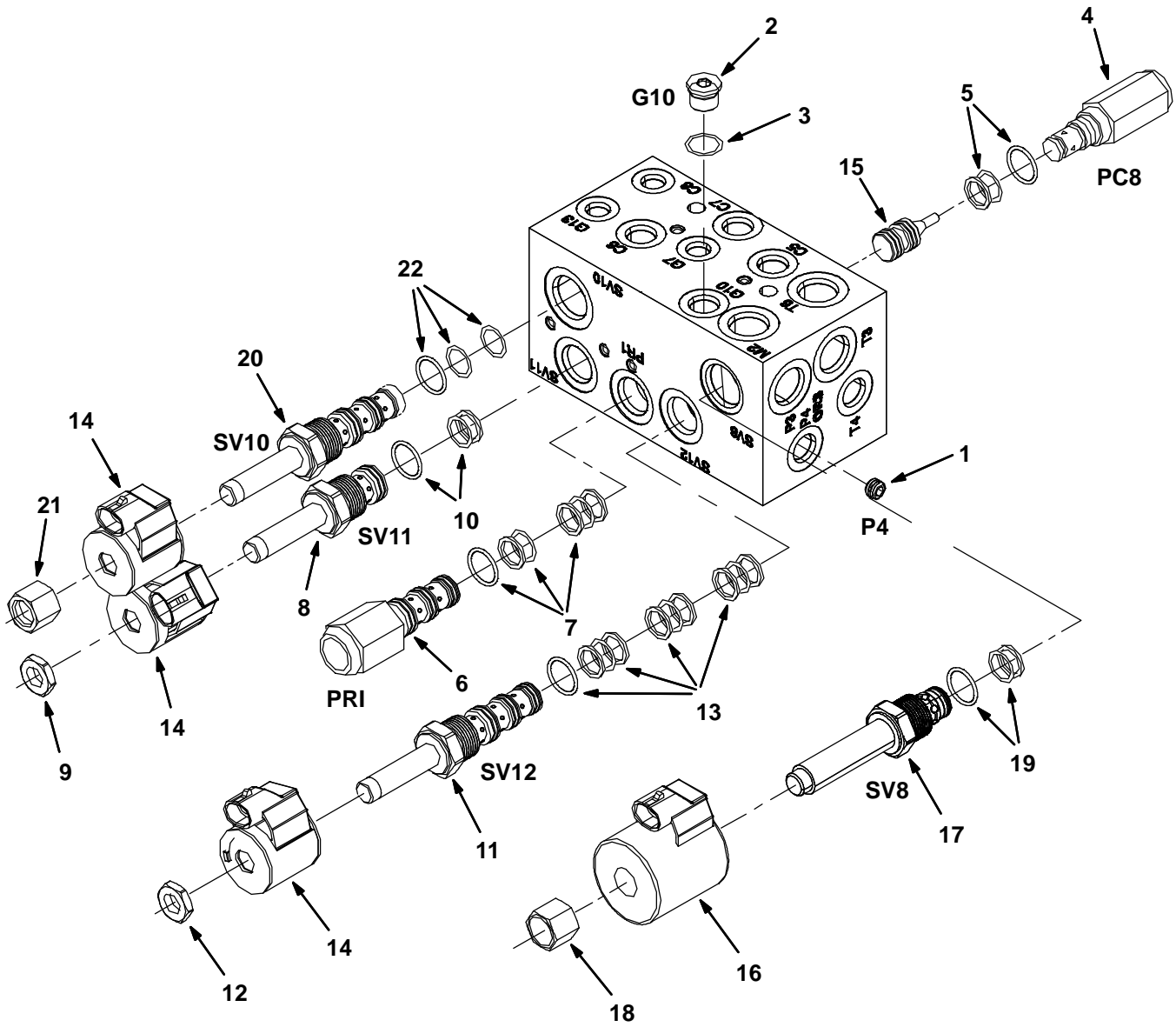


Fig. 8 – Hydraulic Valve Breakdown, 1018938

Ref.	Part No.	Serial Number	Description	Qty.
▽	1018938	(000000–) Valve, Cntrl, Hyd [M20 And T20]	1
▲	1 373633	(000000–) Plug, Orifice, Valve, Hyd, .040	1
▲▽	2 13904	(000000–) Fitting, Plug, Org, #6, Valve [Cec]	1
▲▲	3 77005	(000000–) Seal, Org, .078 X 00.47id #06	1
▲▽	4 373656	(000000–) Valve, Check	1
▲▲	5 373647	(000000–) Seal Kit, Cartridge	1
▲▽	6 373661	(000000–) Valve, Relief	1
▲▲	7 373647	(000000–) Seal Kit, Cartridge	1
▲▽	8 373662	(000000–) Stem, Valve, Hyd	1
▲▲	9 373648	(000000–) Nut, Coil, F/#8	1
▲▲	10 373647	(000000–) Seal Kit, Cartridge	1
▲▽	11 373657	(000000–) Stem, Valve, Hyd, 4w2p	1
▲▲	12 373648	(000000–) Nut, Coil, F/#8	1
▲▲	13 373647	(000000–) Seal Kit, Cartridge	1
▲	14 373640	(000000–) Solenoid, #8, 12vdc	3
▲	15 373658	(000000–) Spool, Pilot, Hyd	1
▲	16 373642	(000000–) Solenoid, #10, 12vdc	1
▲▽	17 373663	(000000–) Valve, Stem, No	1
▲▲	18 373670	(000000–) Nut, Solenoid	1
▲▲	19 373646	(000000–) Seal Kit, Cartridge	1
▲▽	20 373664	(000000–) Cartridge, Psi Cntrl, Valve, Hyd	1
▲▲	21 373673	(000000–) Nut, Solenoid	1
▲▲	22 373672	(000000–) Seal Kit, Cartridge	1

Fig. 9 – Hydraulic Valve Breakdown, 1037805

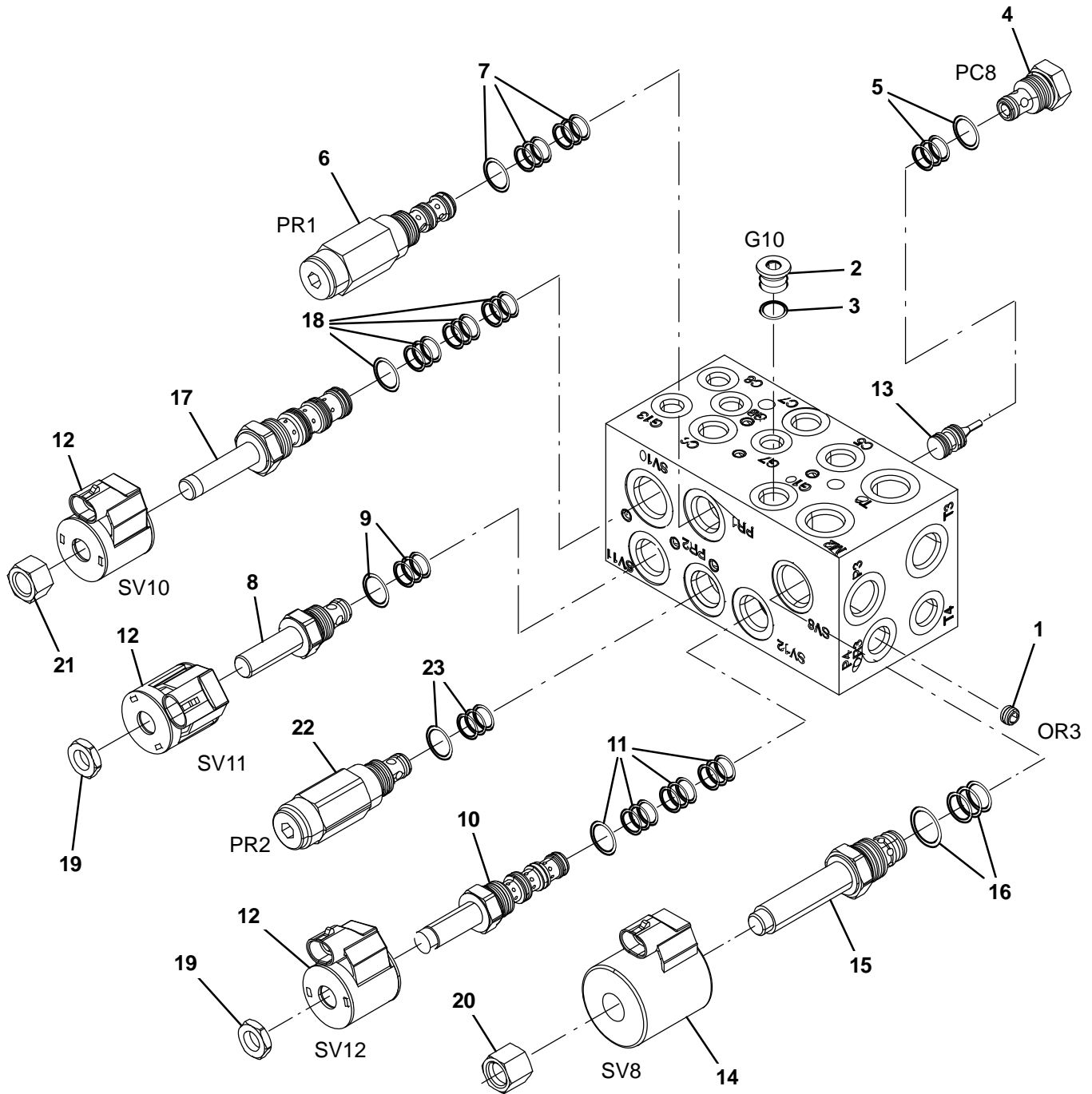


Fig. 9 – Hydraulic Valve Breakdown, 1037805

Ref.	Part No.	Serial Number	Description	Qty.
▽	1037805	(000000–) Valve, Cntrl, Hyd, Solenoid, 03/16gpm	1
▲	1 373633	(000000–) Plug, Orifice, Valve, Hyd, .040	1
▲▽	2 13904	(000000–) Fitting, Plug, Org, #6, Valve [Cec]	1
▲▲	3 77005	(000000–) Seal, Org, .078 X 00.47id 06	1
▲▽	4 373656	(000000–) Valve, Check	1
▲▲	5 373647	(000000–) Seal Kit, Cartridge	1
▲▽	6 373683	(000000–) Valve, Relief	1
▲▲	7 373647	(000000–) Seal Kit, Cartridge	1
▲▽	8 373662	(000000–) Stem, Valve, Hyd	1
▲▲	9 373647	(000000–) Seal Kit, Cartridge	1
▲▽	10 373657	(000000–) Stem, Valve, Hyd [4w2p]	1
▲▲	11 373647	(000000–) Seal Kit, Cartridge	1
▲	12 373640	(000000–) Solenoid, #8, 12vdc	1
▲	13 373658	(000000–) Spool, Pilot, Hyd	1
▲	14 373642	(000000–) Solenoid, #10, 12vdc	3
▲▽	15 373663	(000000–) Valve, Stem, No	1
▲▲	16 373646	(000000–) Seal Kit, Cartridge	1
▲▽	17 373664	(000000–) Cartridge, Psi Cntrl, Valve, Hyd	1
▲▲	18 373672	(000000–) Seal Kit, Cartridge	1
▲	19 373684	(000000–) Nut, Coil, Nyl Patch	1
▲	20 373685	(000000–) Nut, Coil, Nyl Patch	1
▲	21 373686	(000000–) Nut, Coil, Nyl Patch	1
▲▽	22 1047625	(000000–) Valve, Relief	1
▲▲	23 373647	(000000–) Seal Kit, Cartridge	1

Fig. 10 – Hydraulic Valve Breakdown, 1020394

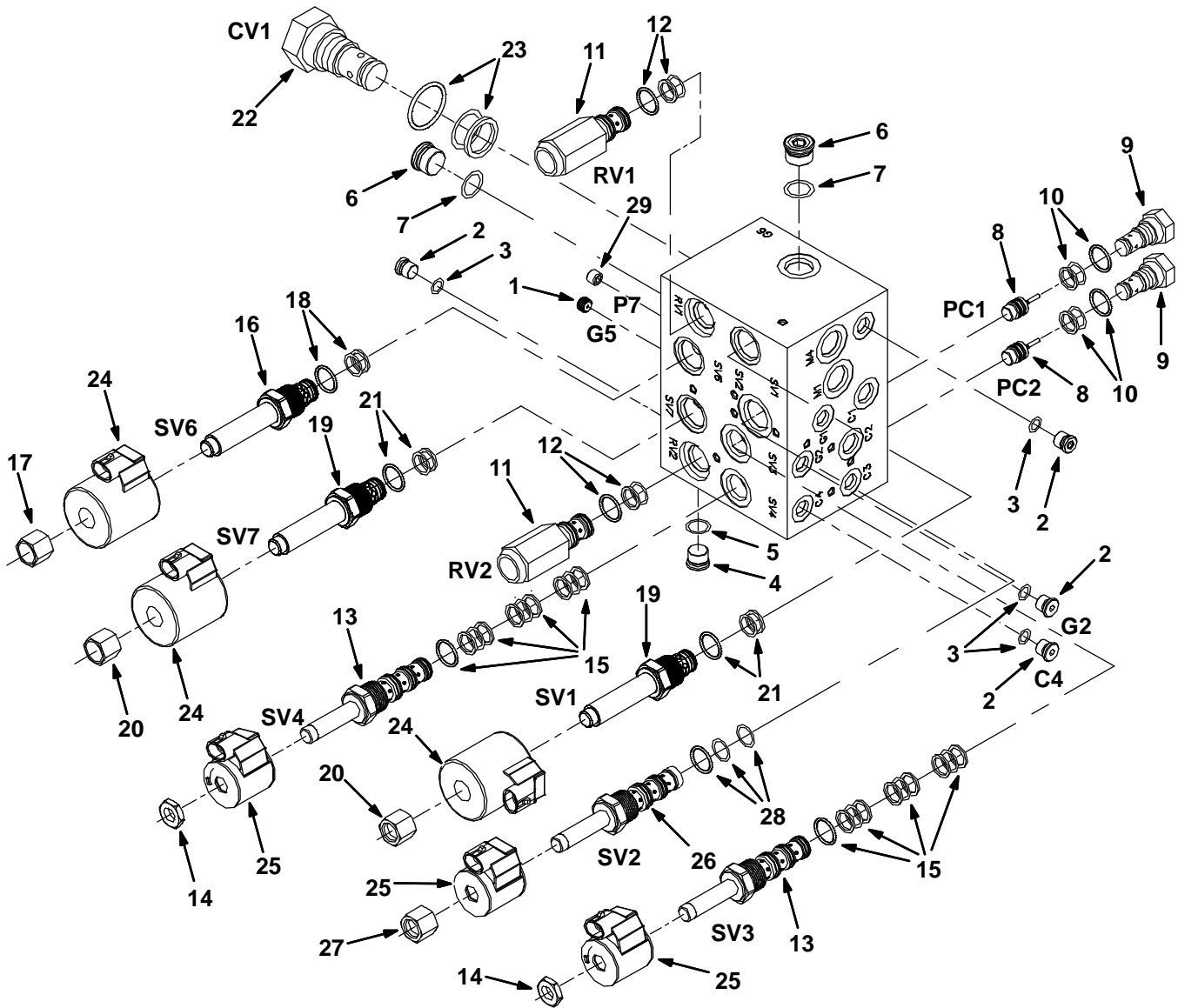


Fig. 10 – Hydraulic Valve Breakdown, 1020394

Ref.	Part No.	Serial Number	Description	Qty.
▽	1020394	(000000-) Valve, Cntrl, Hyd	1
▲	1 373665	(000000-) Plug, Orifice, Valve, Hyd, .046	1
▲▽	2 74098	(000000-) Fitting, Hyd, Plug, Om04	4
▲▲	3 77003	(000000-) Seal, Org, .072 X 00.35id #04	1
▲▽	4 13904	(000000-) Fitting, Plug, Org, #6, Valve [Cec]	1
▲▲	5 77005	(000000-) Seal, Org, .078 X 00.47id #06	1
▲▽	6 13907	(000000-) Fitting, Hyd, Plug, Om08	2
▲▲	7 77006	(000000-) Seal, Org, .087 X 00.64id #08	2
▲	8 373658	(000000-) Spool, Pilot, Hyd	2
▲▽	9 373631	(000000-) Valve, Check	2
▲▲	10 373647	(000000-) Seal Kit, Cartridge	1
▲▽	11 373666	(000000-) Valve, Relief	2
▲▲	12 373647	(000000-) Seal Kit, Cartridge	1
▲▽	13 373657	(000000-) Stem, Valve, Hyd, 4w2p	2
▲▲	14 373648	(000000-) Nut, Coil, F/#8	1
▲▲	15 373647	(000000-) Seal Kit, Cartridge	1
▲▽	16 373667	(000000-) Stem, Valve, Hyd	1
▲▲	17 373648	(000000-) Nut, Coil, F/#8	1
▲▲	18 373646	(000000-) Seal Kit, Cartridge	1
▲▽	19 373663	(000000-) Valve, Stem, No	2
▲▲	20 373670	(000000-) Nut, Solenoid	1
▲▲	21 373646	(000000-) Seal Kit, Cartridge	1
▲▽	22 373668	(000000-) Valve, Check	1
▲▲	23 373671	(000000-) Seal Kit, Cartridge	1
▲	24 373642	(000000-) Solenoid, #10, 12vdc	3
▲	25 373640	(000000-) Solenoid, #8, 12vdc	3
▲▽	26 373664	(000000-) Cartridge, Psi Cntrl, Valve, Hyd	1
▲▲	27 373673	(000000-) Nut, Solenoid	1
▲▲	28 373672	(000000-) Seal Kit, Cartridge	1
▲	29 373669	(000000-) Plug, Orifice, Valve, Hyd, .063	1

Fig. 11 – Hydraulic Steering Valve Breakdown, 1024260

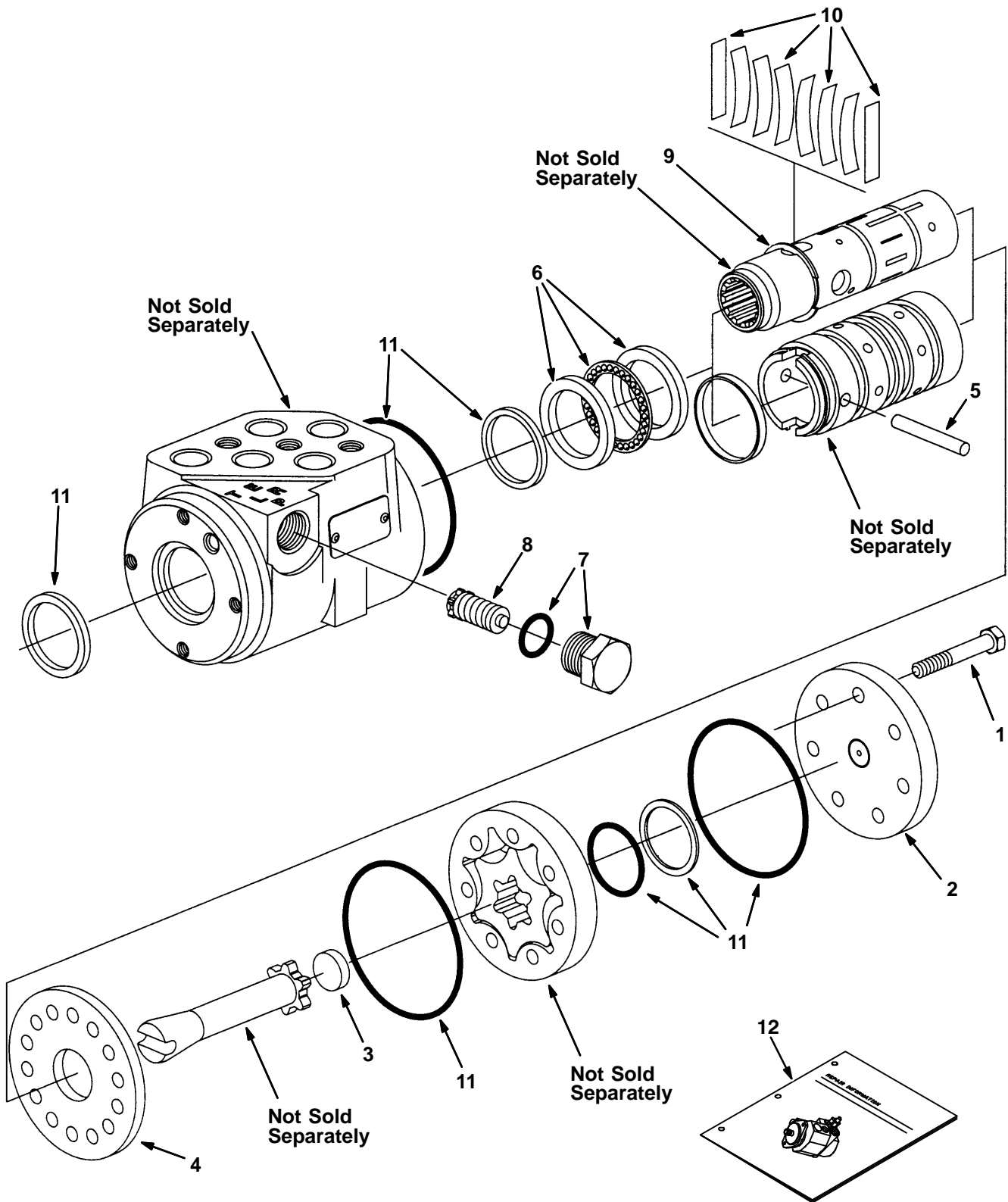
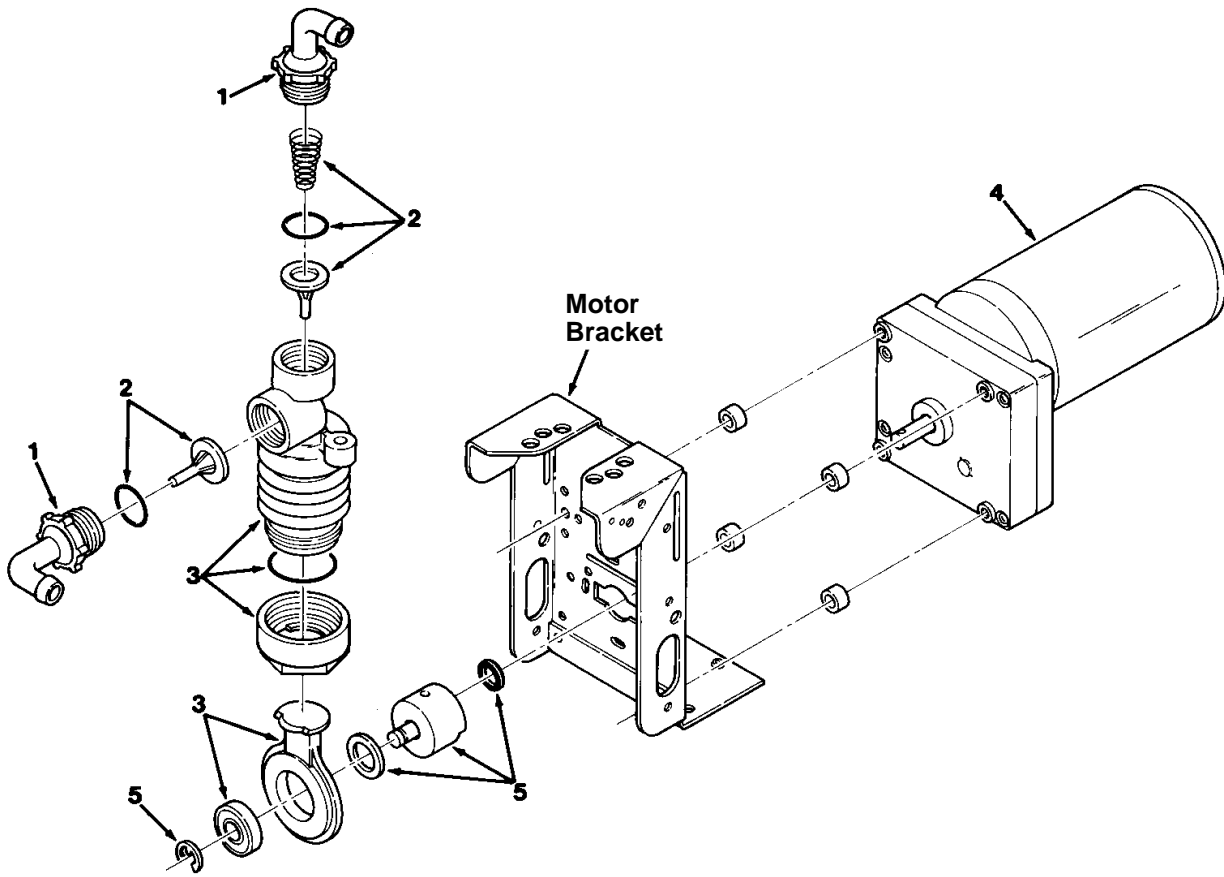


Fig. 11 – Hydraulic Steering Valve Breakdown, 1024260

Ref.	Part No.	Serial Number	Description	Qty.
▽	1024260	(000000–) Steer–Control, Hyd05, 06.1 2030	1
▲	1 74183	(000000–) Screw, Valve, Steering	7
▲	2 74185	(000000–) Cap, End, Valve, Steering	1
▲	3 74193	(000000–) Spacer, Valve, Steering	1
▲	4 74222	(000000–) Plate, Wear, Steering Valve	1
▲	5 74232	(000000–) Pin, Valve, Steering	1
▲	6 21935	(000000–) Bearing Kit [CI]	1
▲	7 21933	(000000–) Plug Assy [CI]	1
▲	8 21934	(000000–) Valve Assy, Relief [CI]	1
▲	9 74243	(000000–) Ring, Retainer, Steering Valve	1
▲	10 74196	(000000–) Spring Kit, Scu [CI]	1
▲	11 74244	(000000–) Seal Kit, Steering [CI]	1
▲	12 74245	(000000–) Instr, Valve, Steering, Repair	1

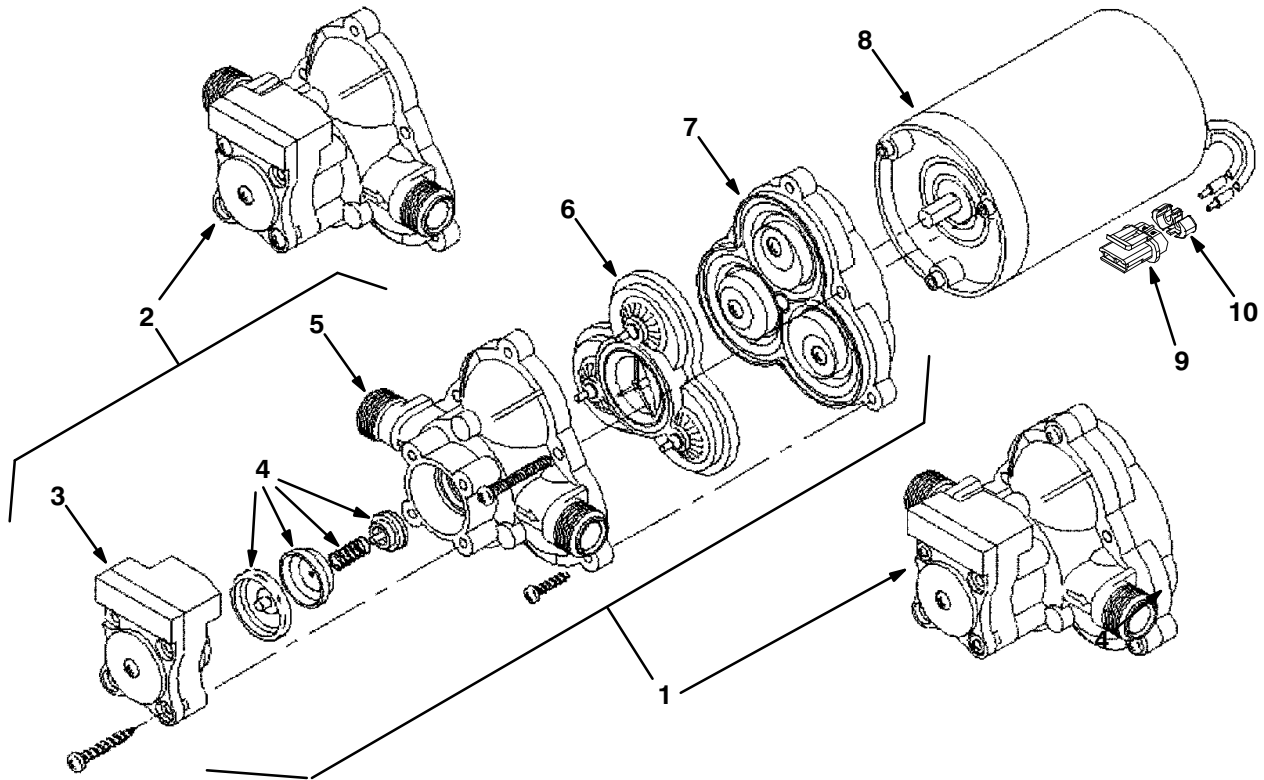
Fig. 12 – Metering Solution Pump Breakdown, 73260



00112 – ALL

Ref.	Part No.	Serial Number	Description	Qty.
▽	73260	(000000–) Pump, Detgt, 14vdc, 150ml/Min 20psi	1
▲	1 63923	(000000–) Tubing Connctr.Kit, Gorman Pmp	1
▲	2 21659	(000000–) Valve Kit, Poppet, Gorman Rupp	1
▲	3 21657	(000000–) Kit, Bellows, Pump, Detgt	1
▲	4 78875	(000000–) Motor, Ele, Gear, 14vdc, Pump, Detgt	1
▲	5 02430	(000000–) Crank Kit, Pump, F/79323, Replmt	1

Fig. 13 – Water Pump Breakdown, 1026743



07490 – 09670

Ref.	Part No.	Serial Number	Description	Qty.
▽	1026743	(000000–) Pump, Diaphragm	1
▲	1	1031802	(000000–) Complete Pump Kit, Pump, Repair,	1
▲	2	1031803	(000000–) Hsg & Switch Kit, Pump, Repair,	1
▲	3	1031796	(000000–) Switch Kit, Pump, Repair,	1
▲	4	1031797	(000000–) Check Valve Kit, Pump, Repair,	1
▲	5	1031798	(000000–) Upper Hsg Kit, Pump, Repair,	1
▲	6	1031799	(000000–) Bypass Valve Kit, Pump, Repair,	1
▲	7	1031800	(000000–) Diaphragm Kit, Pump, Repair,	1
▲	8	1031801	(000000–) Motor Kit, Pump, Repair,	1
▲	9	78950	(000000–) Connector, Fem, 02cav, Mp280 Sealed	1
▲	10	78952	(000000–) Lock, Secondary, 2cav, Mp280 Sealed	1
▲		78951	(000000–) Terminal, Fem, Mp280, Sealed, 18–16ga	2
▲		10917	(000000–) Seal, Wire, 14/16ga [Wp / Mp280 Sealed]	2

Fig. 14 – ec-H2O Module Assembly Breakdown, 9007882

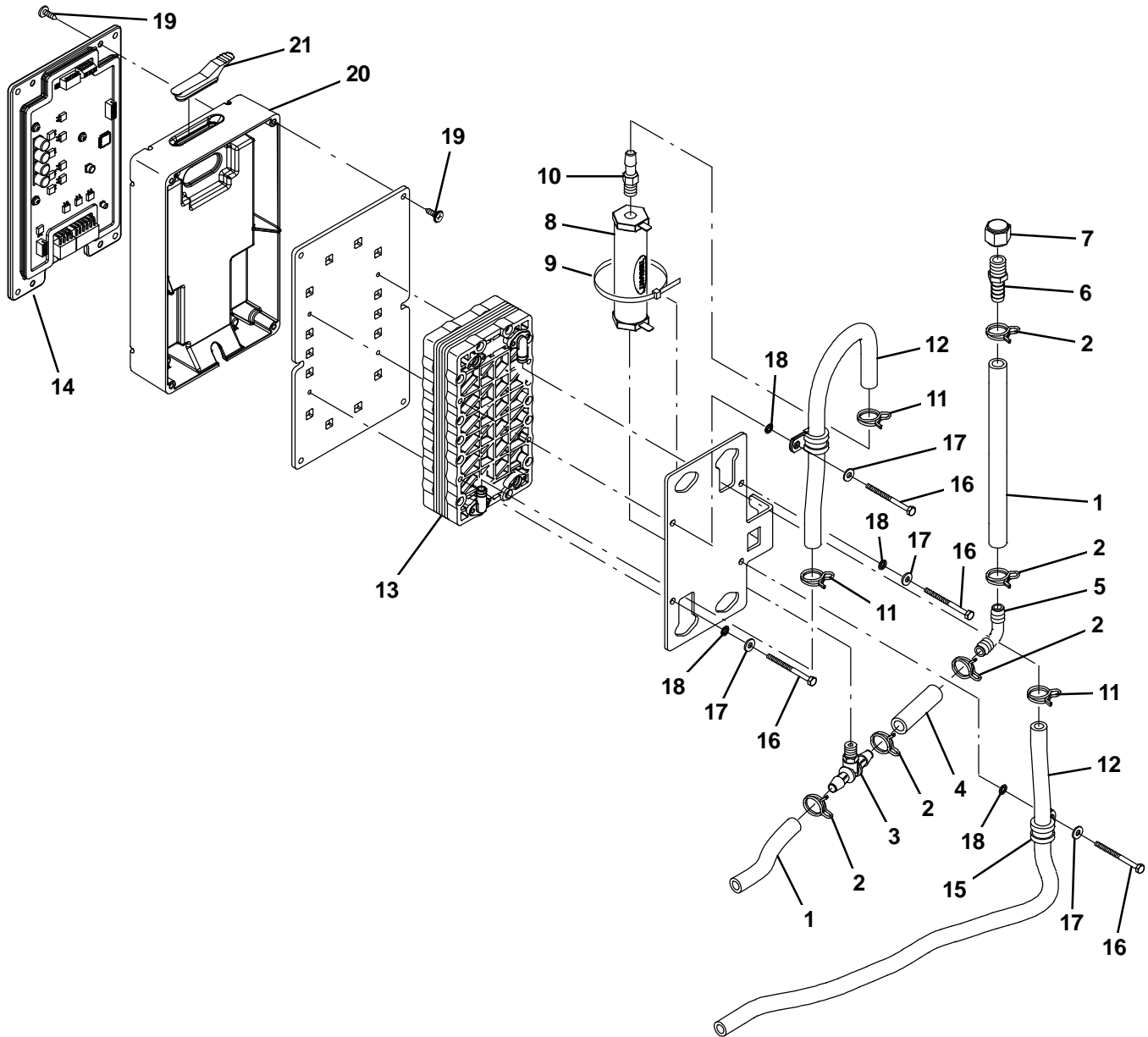
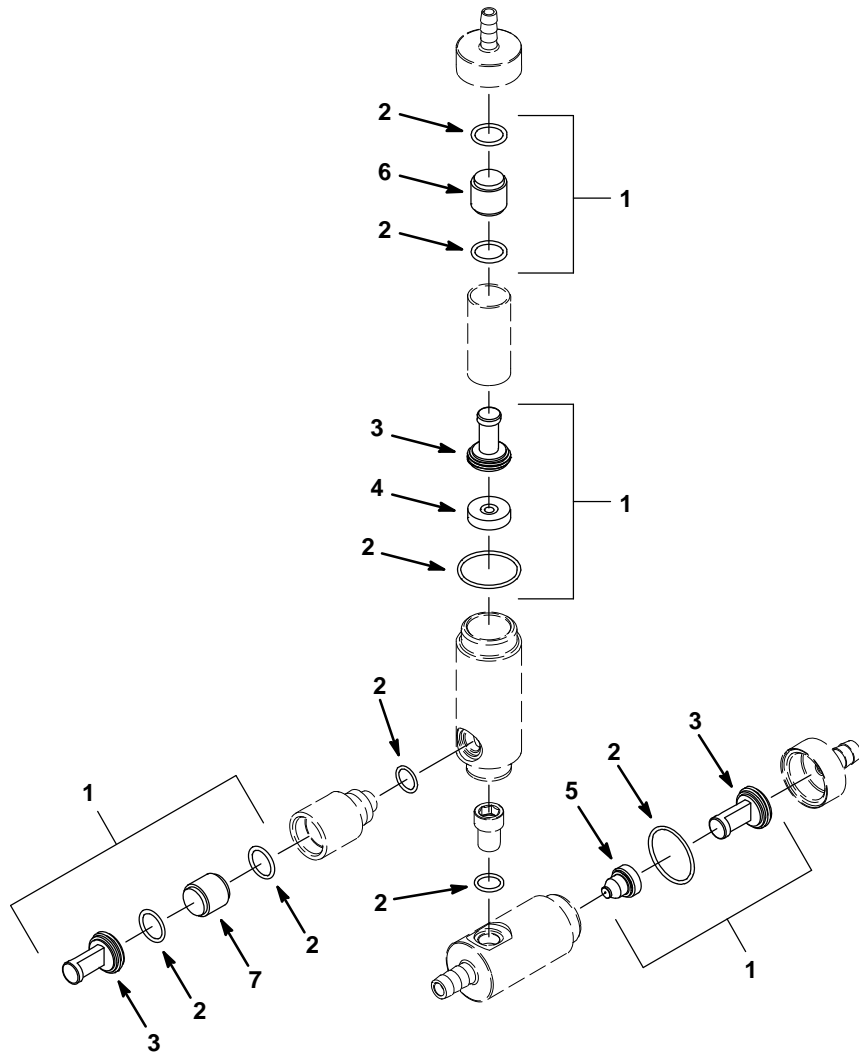


Fig. 14 – ec–H20 Module Assembly Breakdown, 9007882

Ref.	Part No.	Serial Number	Description	Qty.
▽	9007882	(000000–) Module Kit, Replmt [Ec–H20]	1
▲	1 1014974	(000000–) Hose, Afmkt, Pvc, Brd, 0.38id, 02ft, Clr	2
▲	2 607775	(000000–) Clamp, Hose, Wir, .63 – .66, Blk	5
▲	3 1060517	(000000–) Fitting, Plstc, Tee, Bm06/Pm02/Bm06	1
▲	4 1014971	(000000–) Hose, Afmkt, Pvc, Brd, 0.38id, 01ft, Clr	1
▲	5 20951	(000000–) Fitting, Plstc, E90, Bm06/Bm06	1
▲	6 150540	(000000–) Fitting, Plstc, Str, Bm06/Pm04	1
▲	7 1005435	(000000–) Fitting, Plstc, Pipe, Cap, Pf04	1
▲	8 1038159	(000000–) Electrode, Cylindrical	1
▲	9 44961	(000000–) Tie, Cable, Nyl, 14.5l .30w 4.0 Max D	1
▲	10 1060695	(000000–) Fitting, Plstc, Str, Pm02/Bm05	1
▲	11 1053464	(000000–) Clamp, Hose, Wir, .52 – .56, Yel	3
▲	12 1052336	(000000–) Hose, Afmkt, PVC, Brd, 0.31ld, 03Ft, Clr	1
▲	13 1057637	(000000–) Electrode, 5 Plate, High Flow	1
▲	14 9007883	(000000–) Controller Kit, Replmt [Ec–H20]	1
▲	15 1016354	(000000–) Clamp, Cable, Ss, 0.50d X 0.50w [Insul]	2
▲	16 32509	(000000–) Screw, Hex, M4 X 0.70 X 50, Ss	4
▲	17 41579	(000000–) Washer, Flat, 08, Ss	4
▲	18 02938	(000000–) Washer, Lock, Int, 08, Ss	4
▲	19 1018155	(000000–) Screw, Pan, Phl, M5 X 0.80 X 16, Tcut,Ss	8
▲	20 1037032	(000000–) Housing, Bottom	1
▲	21 1054776	(000000–) Grommet, Blind	1

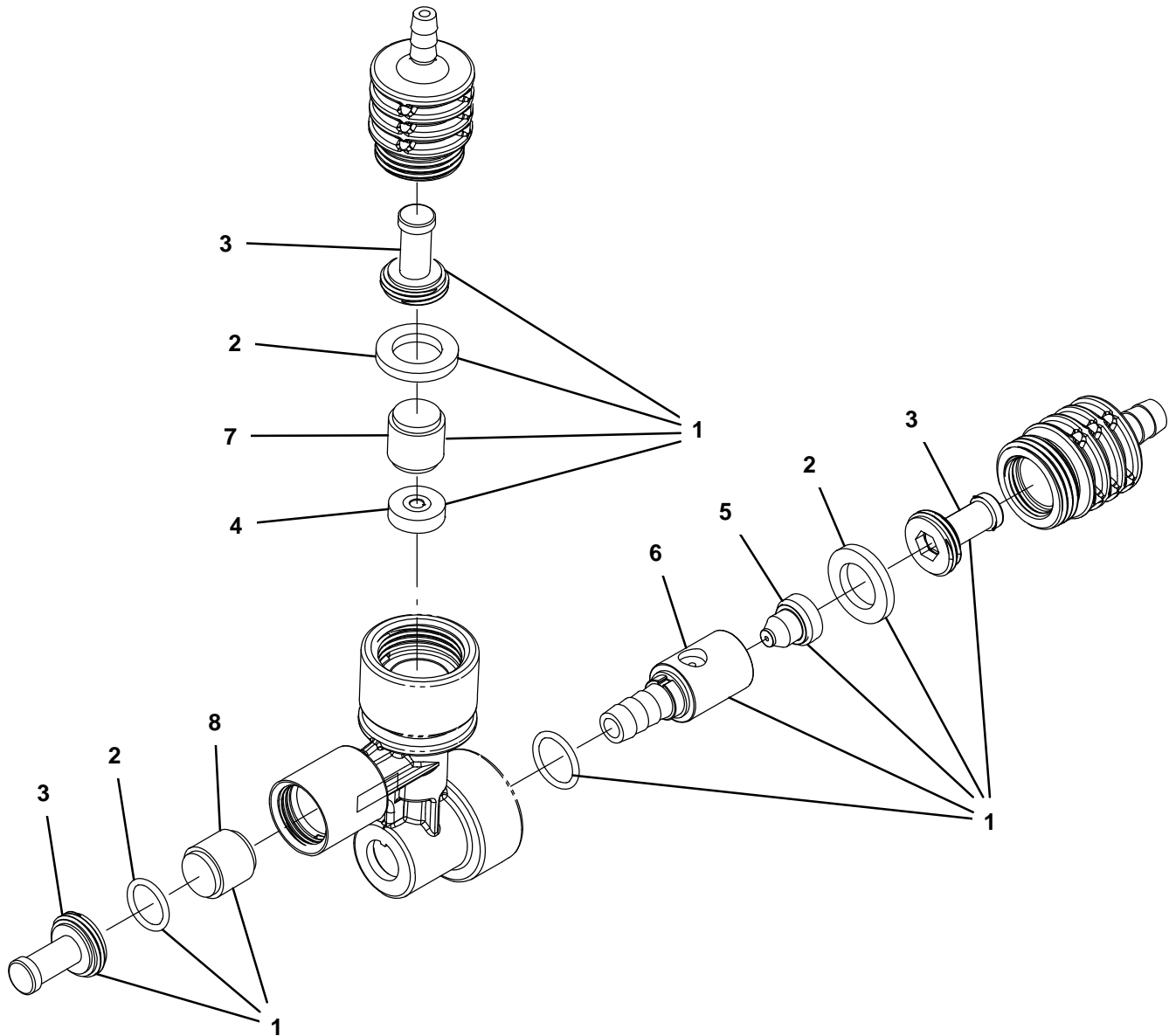
Fig. 15 – FaST Injector Assembly Breakdown, 9004515



354649

Ref.	Part No.	Serial Number	Description	Qty.
▽	9004515	(000000–) FaST Kit, Injector, CI[M20/M30 FaST II+]	1
▲▽	1	9004514	(000000–) FaST Kit, Ci, Injector Rebuild[FaST II+]	1
▲▲	2	9003008	(000000–) Fast Kit, Ci, Injector Seals [Fast li+]	1
▲▲	3	9003009	(000000–) Fast Kit, Ci, Injector Filters[Fast li+]	1
▲▲	4	1042711	(000000–) Plate Assy, Orifice, 0.0105id, Green	1
▲▲	5	1042710	(000000–) Plug, Orifice, 0.060, Ss [Fast li+]	1
▲▲	6	1030444	(000000–) Valve, Check, 0002psi [Fast li+]	1
▲▲	7	1030441	(000000–) Valve, Check, 0005psi [Fast li+]	1

Fig. 16 – FaST Injector Assembly Breakdown, 9008868



356271

Ref.	Part No.	Serial Number	Description	Qty.
▽	9008868	(000000–) Fast Kit, Injector [M20/T20/m30 Fast III}	1
▲▽	1 9008757	(000000–) FaST Kit, Ci [inj Reblid, M30/M20 III]	1
▲▲	2 9008848	(000000–) Fast Kit, Seal, injector, Ci [Fast III]	1
▲▲	3 9003009	(000000–) Fast Kit, Ci, Injector Filters[Fast li+]	1
▲▲	4 1059878	(000000–) Plate Assy, Orifice, 0.0105ld, Green	1
▲▲	5 1042710	(000000–) Plug, Orifice, 0.060, Ss [Fast li+]	1
▲▲	6 1059234	(000000–) Insert, :Lrg [Venturi, FaST III]	1
▲▲	7 1030444	(000000–) Valve, Check, 0002psi [Fast li+]	1
▲▲	8 1030441	(000000–) Valve, Check, 0005psi [Fast li+]	1

SECTION 5

Contents	Page
Fig. 1 – Cylinder Head and Valves Group . . .	5-2
Fig. 2 – Crankshaft and Pistion Group	5-4
Fig. 3 – Oil and Water Pump Group	5-6
Fig. 4 – Oil Pan and Filter Group	5-8
Fig. 5 – Manifold Group	5-9
Fig. 6 – Camshaft Group	5-10
Fig. 7 – Ignition Group	5-12

Fig. 1 - Cylinder Head and Valves Group

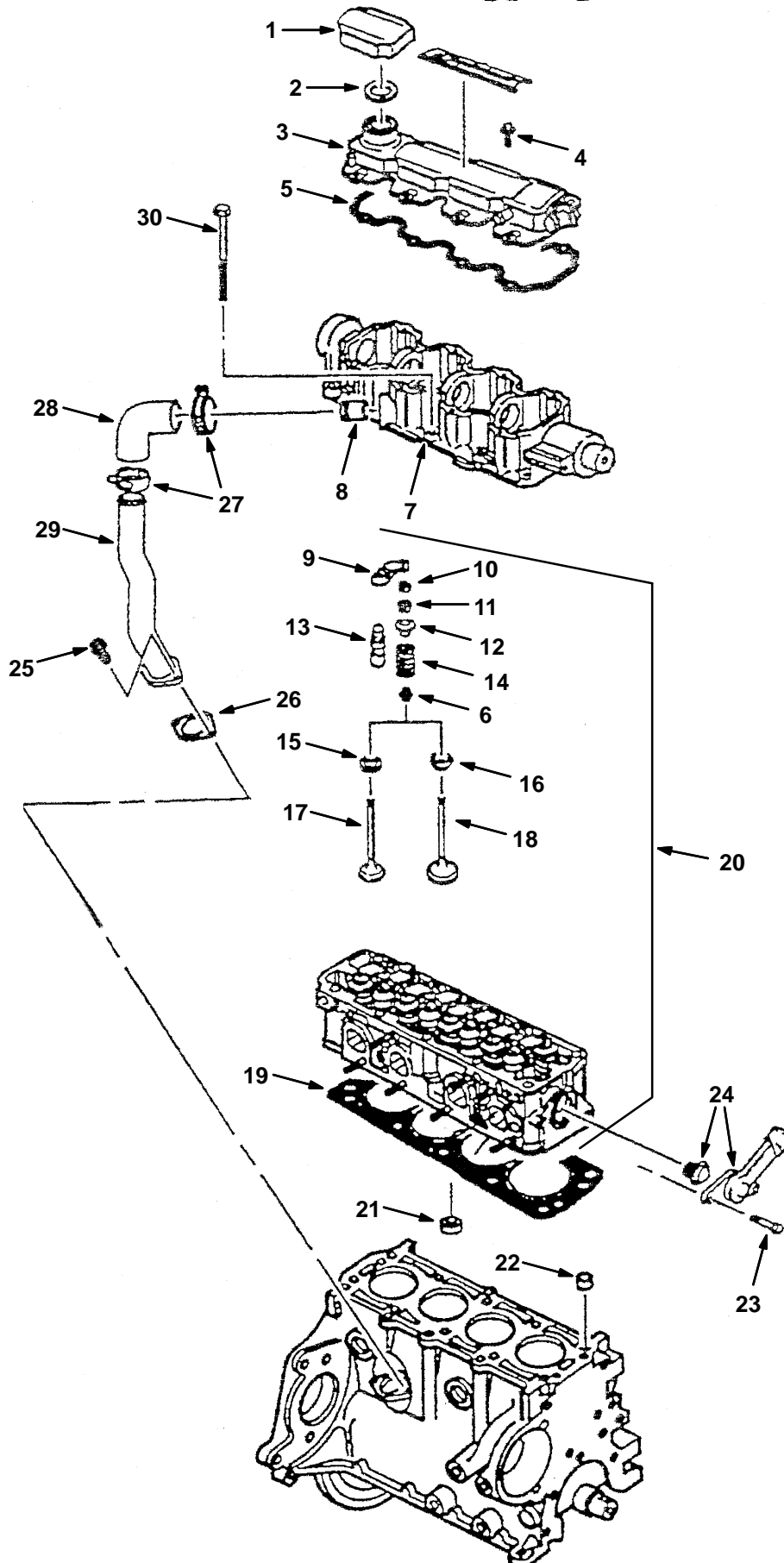


Fig. 1 – Cylinder Head and Valves Group

Ref.	Part No.	Description	Qty.
1	372574	Cap, Filler, Oil, W/ Org	1
2	372573	Seal, Org, Cap	1
3	372007	Cover, Hsng, Camshaft	1
4	371990	Bolt, Camshaft Cover	8
5	372008	Gasket, Cover, Hsng, Camshaft	1
6	9003345	Seal, Seat, Valve	8
7	372018	Housing, Camshaft	1
8	372019	Tube [Pcv]	1
9	372030	Arm, Rocker, Valve	8
10	372031	Seat, Spring, Valve, 0.333	8
11	372033	Key, Valve Stem	16
12	372034	Cap, Spring, Valve	4
13	372035	Screw, Adj, Valve, Hyd	8
14	372036	Spring, Valve	8
15	372037	Seat, Rotator, Valve	4
16	372032	Seat, Spring, Valve	4
17	372038	Valve, Exhaust	4
18	372039	Valve, Intake	1
19	372022	Gasket, Head, Cyl	1
20	372023	Head, Cyl	1
21	372024	Seat, Valve, Exhaust, [+0.2mm]	4
21	372025	Seat, Valve, Exhaust, Std	4
21	372026	Seat, Valve, Exhaust, [+0.4mm]	4
21	372027	Seat, Valve, Intake, Std	4
21	372028	Seat, Valve, Intake, [+0.2mm]	4
21	372029	Seat, Valve, Intake, [+0.4mm]	4
22	371999	Pin, Lock, Cyl Head, 14mm X 17mm	2
23	372048	Bolt, Hsng, Thermostat	2
24	372047	Thermostat, W/ Hsng And Seal	1
25	371957	Bolt, Tube [Pvc], M6 X 1 X 15	2
26	371958	Gasket, Tube [Pcv]	1
27	371954	Clamp, Hose, 1.75 [Pcv]	2
28	371955	Hose [Pcv]	1
29	371956	Tube [Pcv]	1
30	372882	Bolt, Head. Cyl	10

Fig. 2 - Crankshaft and Piston Group

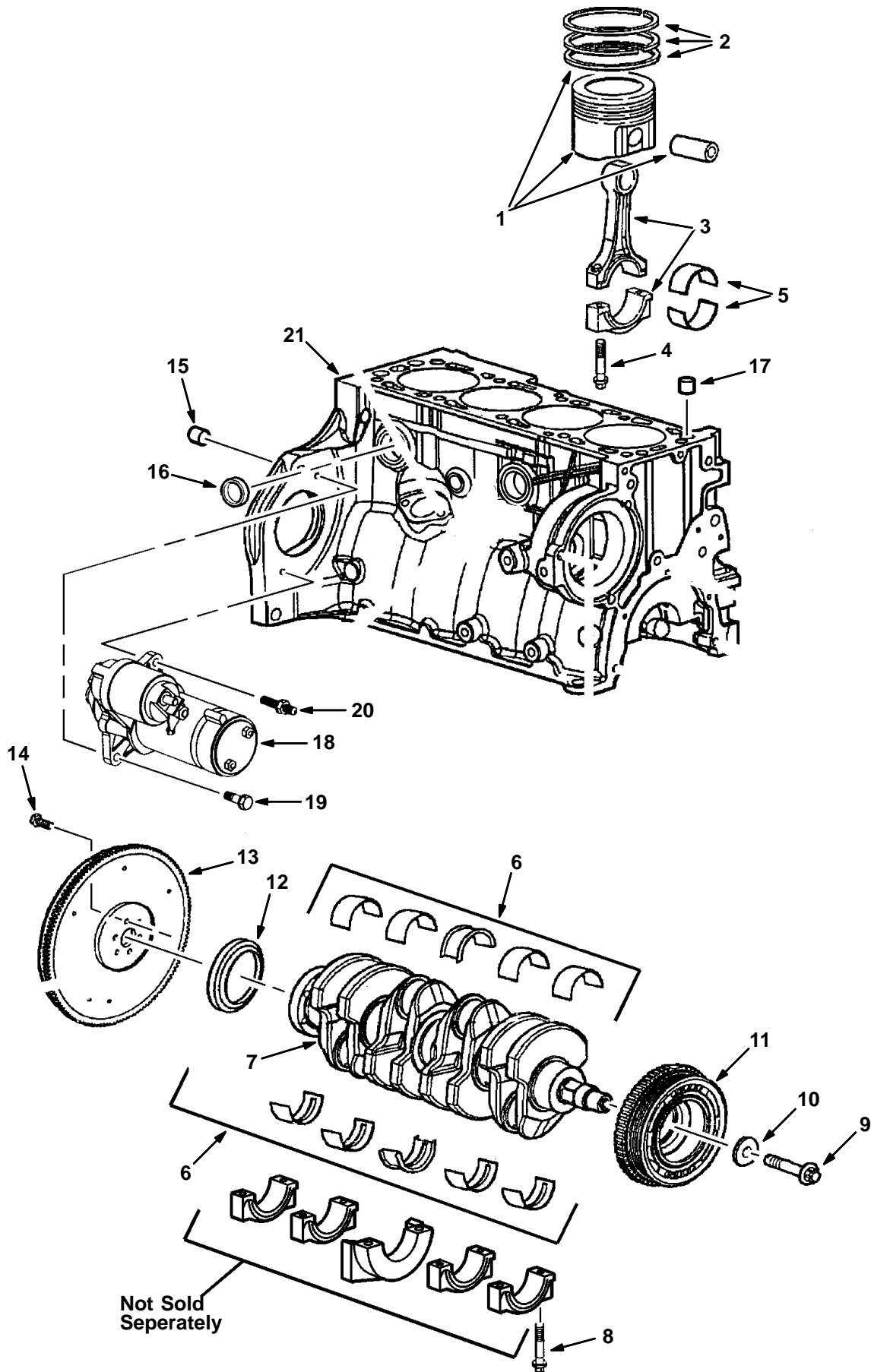


Fig. 2 – Crankshaft and Piston Group

	Ref.	Part No.	Description	Qty.
▽	1	371932	Piston, W/ Pin, Std	1
▲	2	371931	Ring Kit, Piston, Std 78.95–79.02mm	4
	3	371934	Rod, Connecting, M08 X 45	4
	4	371935	Bolt, Connecting Rod	8
	5	371933	Bearing Kit, Rod, Connecting, Std	1
	6	371966	Bearing Kit, Cshft, 1.995–2.001mm (Brown Blue)	4
	6	371967	Bearing Kit, Cshft, 2.120–2.126mm	4
	6	371968	Bearing Kit, Cshft, 2.114–2.120mm	4
	6	371969	Bearing Kit, Cshft, 1.989–1.995mm (Brown)	4
	6	371970	Bearing Kit, Cshft, 1.989–1.995mm (Green Blue)	4
	6	371971	Bearing Kit, Cshft, 1.995–2.001mm (Green)	4
	7	371965	Crankshaft	1
	8	371946	Bolt, M10 X 1.50 X 75mm	10
	9	371938	① Bolt, M12 X 1.75 X 62mm	1
	9	384961	② Bolt, Pulley, Cshft	1
	10	371937	Washer, Sheave, Cshft	1
	11	371936	Sheave, Cshft	1
	12	371945	Seal, Oil, Cshft	1
▽	13	371979	Flywheel	1
▲		371977	Gear, Ring, Starter	1
	14	371976	Bolt, Flywheel	6
	15	371978	Pin, Lock, Transmission	2
	16	371942	Plug, Hole, Coolant, Eng Block	6
	17	371999	Pin, Lock, Cyl Head, 14mm X 17mm	2
	18	371962	③ Starter, 12vdc [Gm] (Before Mar. 2006)	1
	18	384963	④ Starter, 12vdc [Delco] (Mar. 2006 and Newer)	1
	19	371963	① Bolt, M08 X 1.25 X 25mm	1
	19	384964	② Bolt, M08 X 1.25 X 25mm	1
	20	371964	Stud, Starter, M08 X 1.25	1
	21	371944	Block, Short, Eng, W/ Piston & Ring	1

① Serial Number (000000–xxxxxx)

② Serial Number (xxxxxx–)

③ Serial Number (000000000–1PGL13150)

④ Serial Number (1PGL13151–)

Fig. 3 – Oil and Water Pump Group

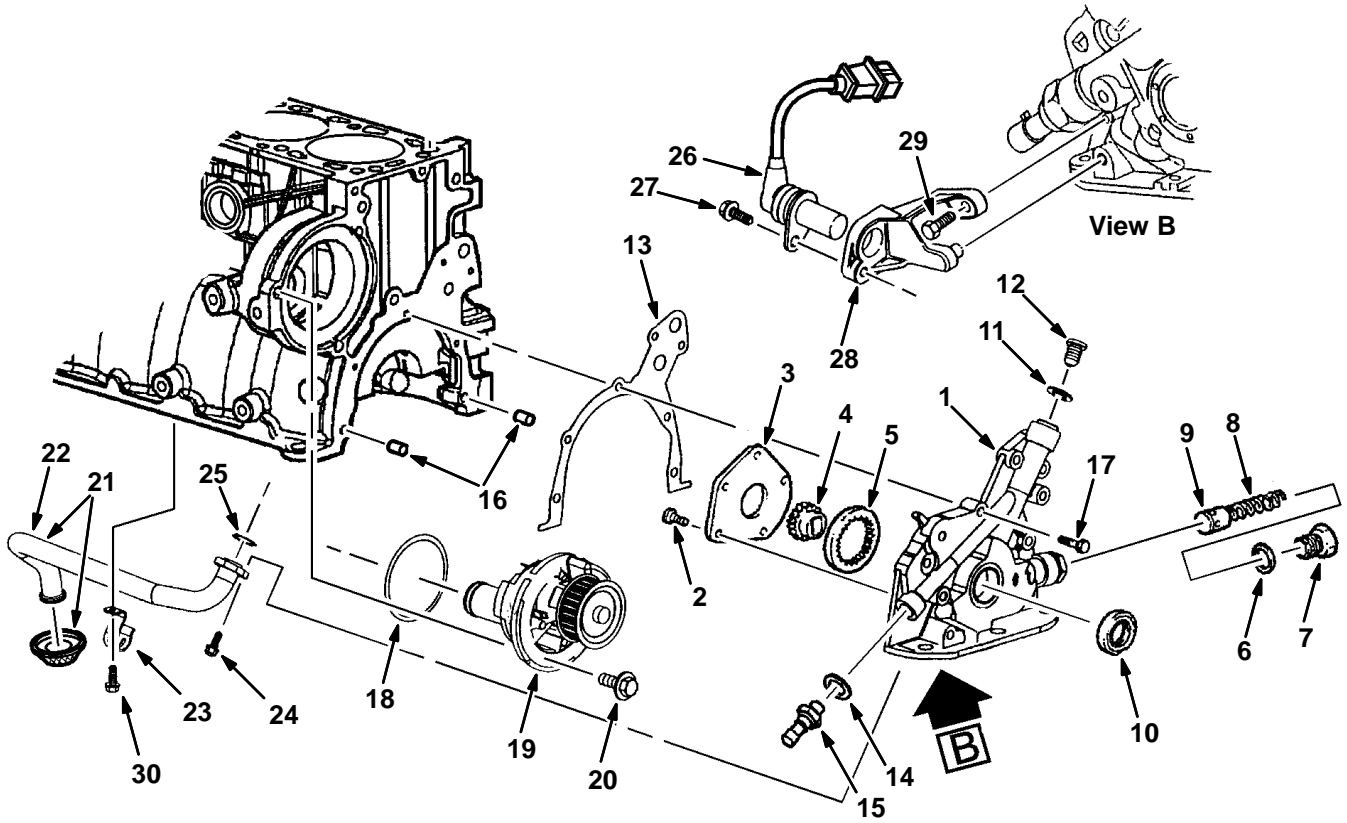


Fig. 3 – Oil and Water Pump Group

	Ref.	Part No.	Description	Qty.
▽	1	372572	Pump, Oil	1
▲	2	371947	Bolt, Cover, Oil Pump, M6 X 14	5
▲	3	371948	Cover, Pump, Oil	1
▲	4	371949	Gear, Ring, Drive, Oil Pump	1
▲	5	371950	Gear, Drive, Oil Pump	1
▲	6	371998	Gasket, Plug, Relief Valve, Oil Press	1
▲	7	371994	Plug, Bore, Valve, Relief, Oil Press	1
▲	8	371993	Spring, Valve, Relief, Oil Press	1
	9	371997	Valve, Relief, Oil Press	1
	10	372005	Seal, Org, Oil Pump	1
	11	371951	Seal, Org, Hsng, Oil Pump	1
	12	371952	Plug, Hsng, Oil Pump	1
	13	371984	Gasket, Pump, Oil	1
	14	371987	Seal, Org, Press Switch / Drain Plug	1
	15	371996	③ Switch, Indicator, Oil Press	1
	15	9008197	④ Switch, Indicator, Oil Press [2010]	1
	16	371983	Pin, Ring, Lock, Hsng, Water Pump	2
	17	371986	Bolt, Pump, Oil	6
	18	372567	Seal, Org, Water Pump	1
	19	371981	Pump, Water [Gm]	1
	20	371980	Bolt, Cover, Water Pump	3
	21	372001	Screen, Oil Pump, W/ Suc Pipe	1
	22	371991	Bolt, Bracket, Screen, Oil Pump, M6x1x1	1
	23	372000	① Bracket, Screen, Oil Pump	1
	23	384966	② Bracket, Screen, Oil Pump	1
	24	371990	Bolt, Oil Pump Screen/Camshaft Cover	2
	25	371988	Seal, Ring, Pipe, Suc, Oil Pump	1
	26	372002	Sensor, Position, Cshft	1
	27	384968	Bolt, Bracket, Sensor, Cshft Position	1
	28	372003	Bracket, Sensor, Position, Cshft	1
	29	372004	Bolt, Sensor, Position, Cshft	3

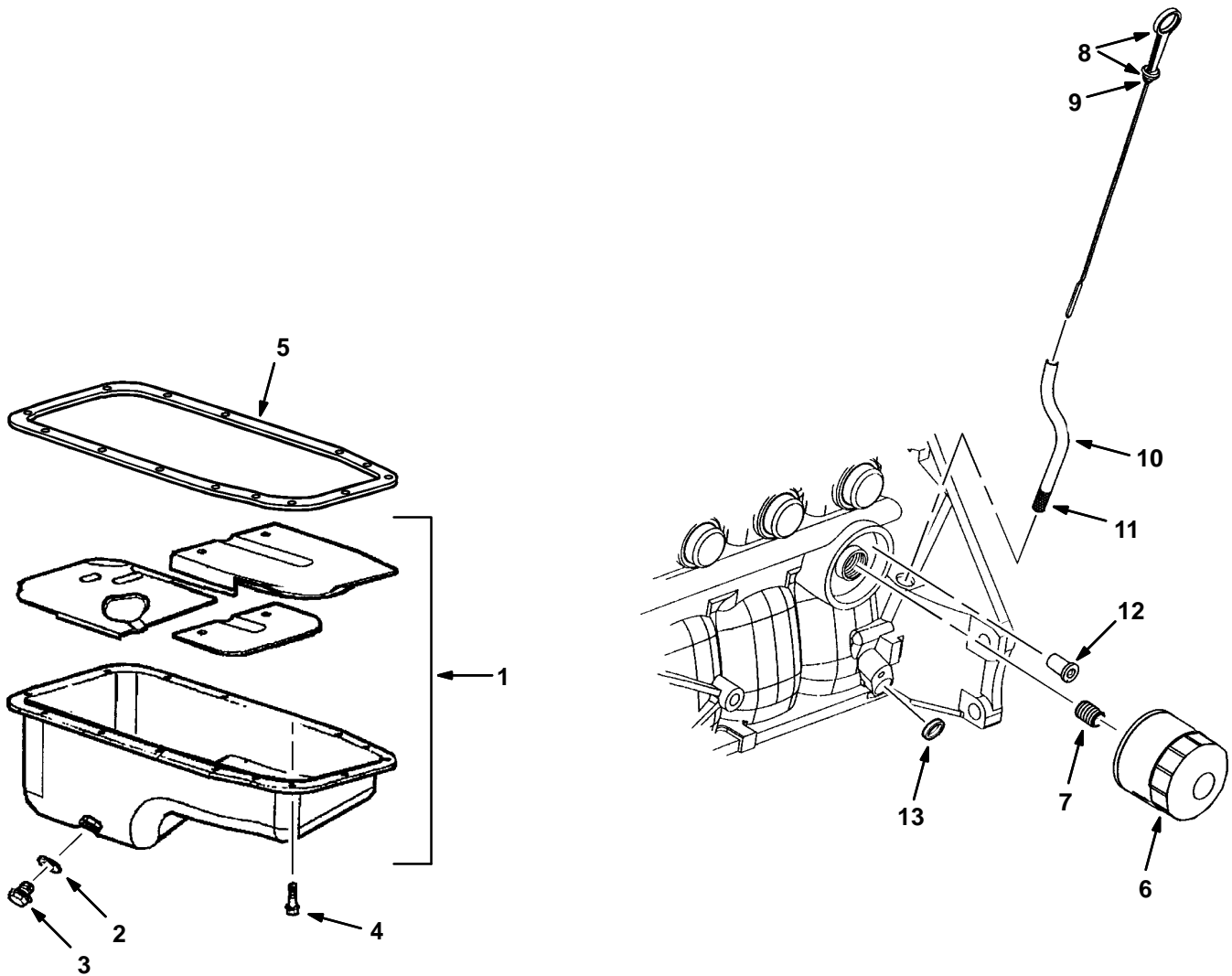
① Serial Number (000000–xxxxxx)

② Serial Number (xxxxxx–)

③ Serial Number (0000–0222)

④ Serial Number (0223–)

Fig. 4 – Oil Pan and Filter Group



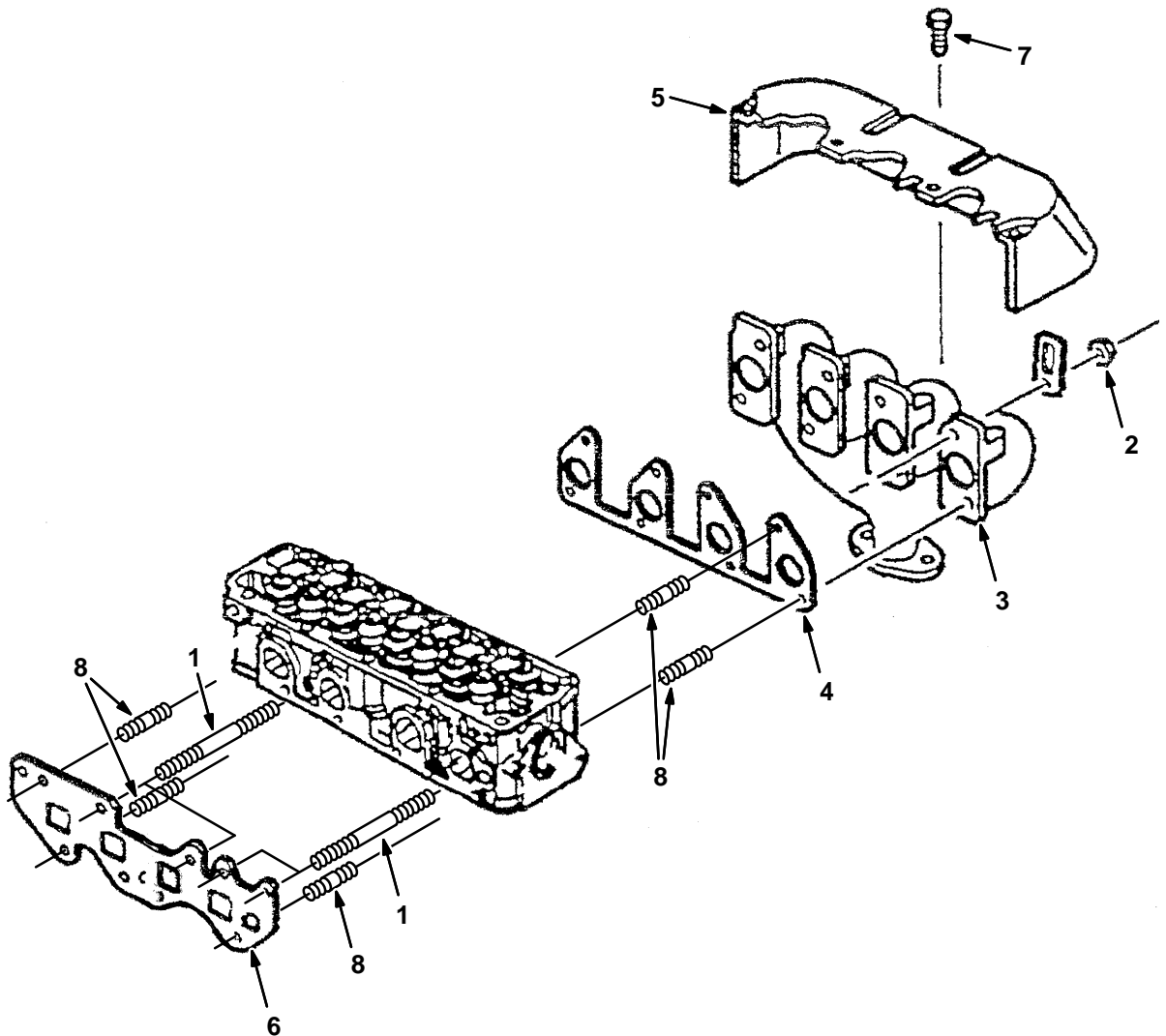
G, LP

Ref.	Part No.	Description	Qty.
▽	1 371960	Pan, Oil, W/ Baffle / Plug / Seal	1
▲	2 371987	Seal, Org, Press Switch / Drain Plug	1
▲	3 371992	Plug, Drain, Oil Pan, M14 X 1.5 X 12	1
	4 371961	① Bolt, M06 X 1.00 X 13mm	15
	4 384962	② Bolt, Pan, Oil	15
	5 371959	Gasket, Pan, Oil	1
	6 371972	Element, Fltr, Oil, Eng, Spin-On	4
	7 371973	Fitting, Fltr, Oil	1
▽	8 372560	Dipstick, Oil	1
▲	9 371995	Seal, Org, Cap, Fltr, Oil	1
	10 371940	Tube, Ds	1
	11 371941	Sealant, Tube, Ds	1
	12 371975	Valve, By-Pass, Oil Fltr	1
	13 371943	Plug, Hole, Core, Eng Block	1

① Serial Number (000000–xxxxxx)

② Serial Number (xxxxxx–)

Fig. 5 – Manifold Group



G, LP

Ref.	Part No.	Description	Qty.
1	372021	Stud, Manifold, M8 X 96	4
2	372049	Nut, Manifold, Exhaust, M8 X 1.25	8
3	372050	Manifold, Exhaust	1
4	372051	Gasket, Manifold, Exhaust	1
5	372052	Shield, Manifold, Exhaust	1
6	372053	Gasket, Manifold, Intake	1
7	372066	Bolt, Shield, Manifold, Exhaust	5
8	372020	Stud, Manifold, M8 X 28	13

Fig. 6 - Camshaft Group

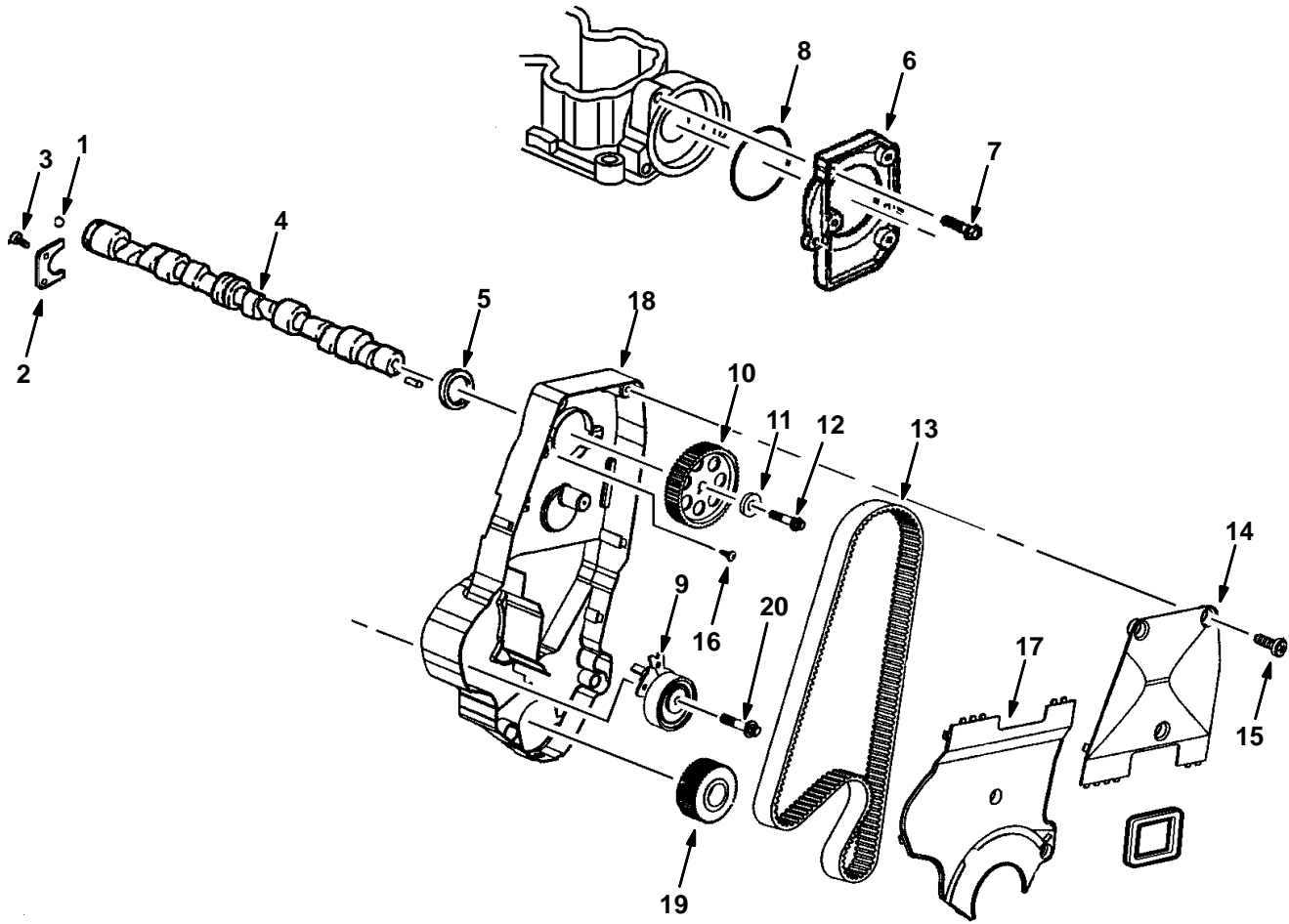
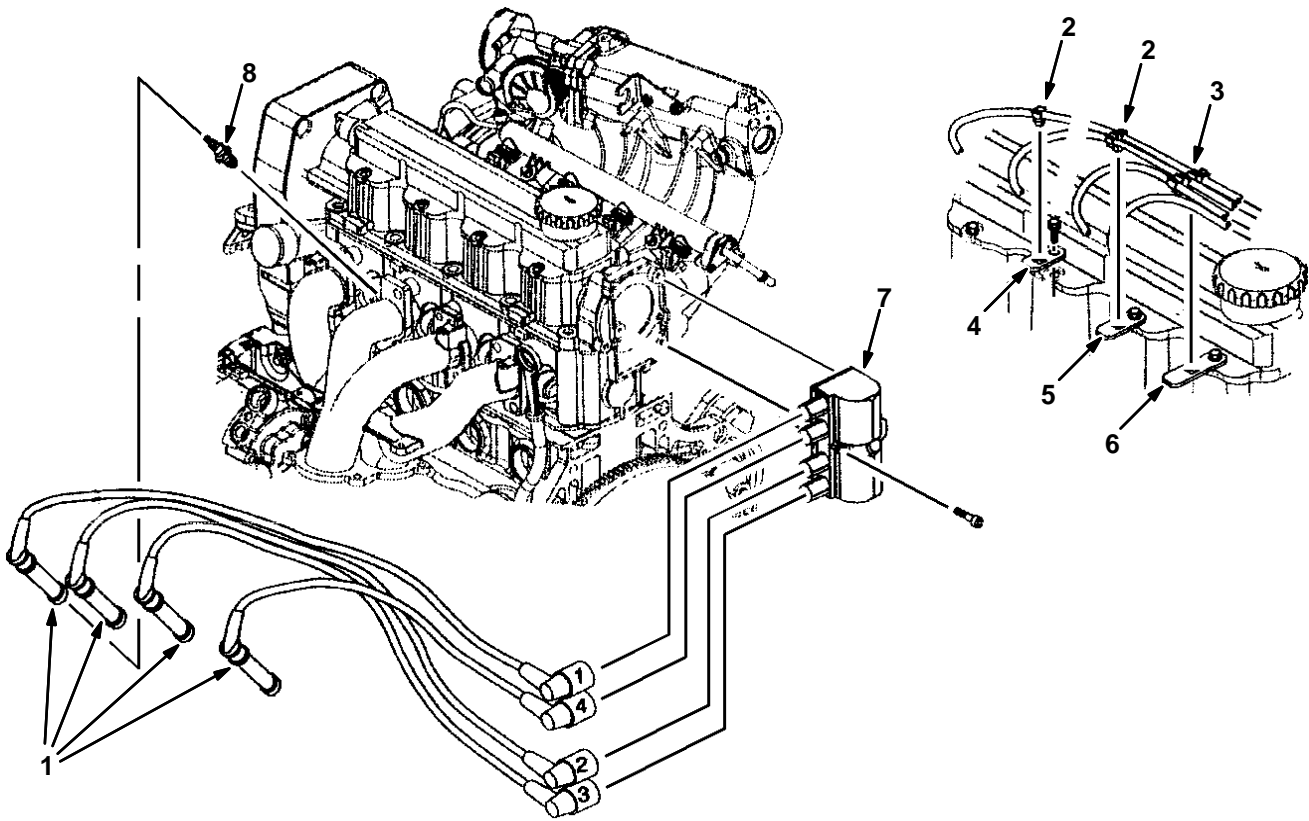


Fig. 6 – Camshaft Group

Ref.	Part No.	Description	Qty.
1	372009	Ball, Camshaft	1
2	372010	Retainer, Camshaft	1
3	372011	Bolt, Retainer, Camshaft, M6 X 1 X 16	2
4	372012	Camshaft	1
5	372013	Seal, Org, Bolt, Cover, Camshaft Hsng	1
6	372014	Cover, Hsng, Camshaft	1
7	372015	Bolt, Cover, Camshaft, M6 X 1 X 22	3
8	372016	Seal, Org, Bolt, Cover, Camshaft Hsng	1
9	9004674	Pulley, Tension, Belt, Timing	1
10	372040	Sprocket, Camshaft	1
11	372017	Washer, Sprkt, Camshaft	1
12	372041	Bolt, Sprocket, Camshaft, M10x1.25x60	1
13	1057029	Belt, Timing	1
14	372043	Cover, Belt, Timing, Front	1
15	371961	Bolt, Eng Cover, M6 X 1 X 13	6
16	372046	Bolt, Tensioner, Timing Belt, M8x1.25x48	1
17	372044	Cover, Belt, Timing, Upper Front	1
18	372616	Housing, Camshaft	1
19	388552	Sprocket, Crankshaft	1
20	9004675	Bolt, Tensioner [GM]	1

Fig. 7 – Ignition Group



G, LP

Ref.	Part No.	Description	Qty.
1	372603	Wire Set, Sparkplug [1.6l]	1
2	372055	Retainer, Sparkplug, 2 Way	2
3	372056	Retainer, Sparkplug, 3 Way	1
4	372057	Bracket, Retaining, Wire, Sparkplug	1
5	372058	Bracket, Retaining, Wire, Sparkplug	1
6	372059	Bracket, Retaining, Wire, Sparkplug	1
7	372060	Coil, Ignition	1
8	372575	Sparkplug	4

SECTION 6

Contents	Page
Fig. 1 – Cylinder Block Group	6-2
Fig. 2 – Rocker Cover Group	6-4
Fig. 3 – Cylinder Head Group	6-5
Fig. 4 – Front Cover and Oil Pan Group	6-6
Fig. 5 – Camshaft and Valve Group	6-8
Fig. 6 – Piston and Crankshaft Group	6-10
Fig. 7 – Balancer Group	6-11
Fig. 8 – Oil Pump and Pressure Switch Group	6-12
Fig. 9 – Water Pump Group	6-13
Fig. 10 – Intake Manifold Gasket Group ...	6-14
Fig. 11 – Exhaust Manifold Gasket Group ..	6-16
Fig. 12 – Fan Tensioner and Pump Mount Group	6-17
Fig. 13 – Flywheel Group	6-18
Fig. 14 – Ignition Coil and Spark Plug Group	6-19
Fig. 15 – Starter / Alternator Group	6-20
Fig. 16 – Remote Oil Filter	6-21
Fig. 17 – Coolant Group	6-22
Fig. 18 – DSR Coolant Group, LPG Engine	6-23
Fig. 19 – Electrical Group	6-24
Fig. 20 – Fuel Rail Group, Gasoline Engine	6-26
Fig. 21 – Throttle Body Group, Gasoline Engine	6-27
Fig. 22 – Throttle Body Group, LPG Engine	6-28
Fig. 23 – Vaporizer Group, LPG Engine ...	6-29
Fig. 24 – Electronic Pressure Regulator (EPR) Group, LPG Engine	6-30



Fig. 1 – Cylinder Block Group

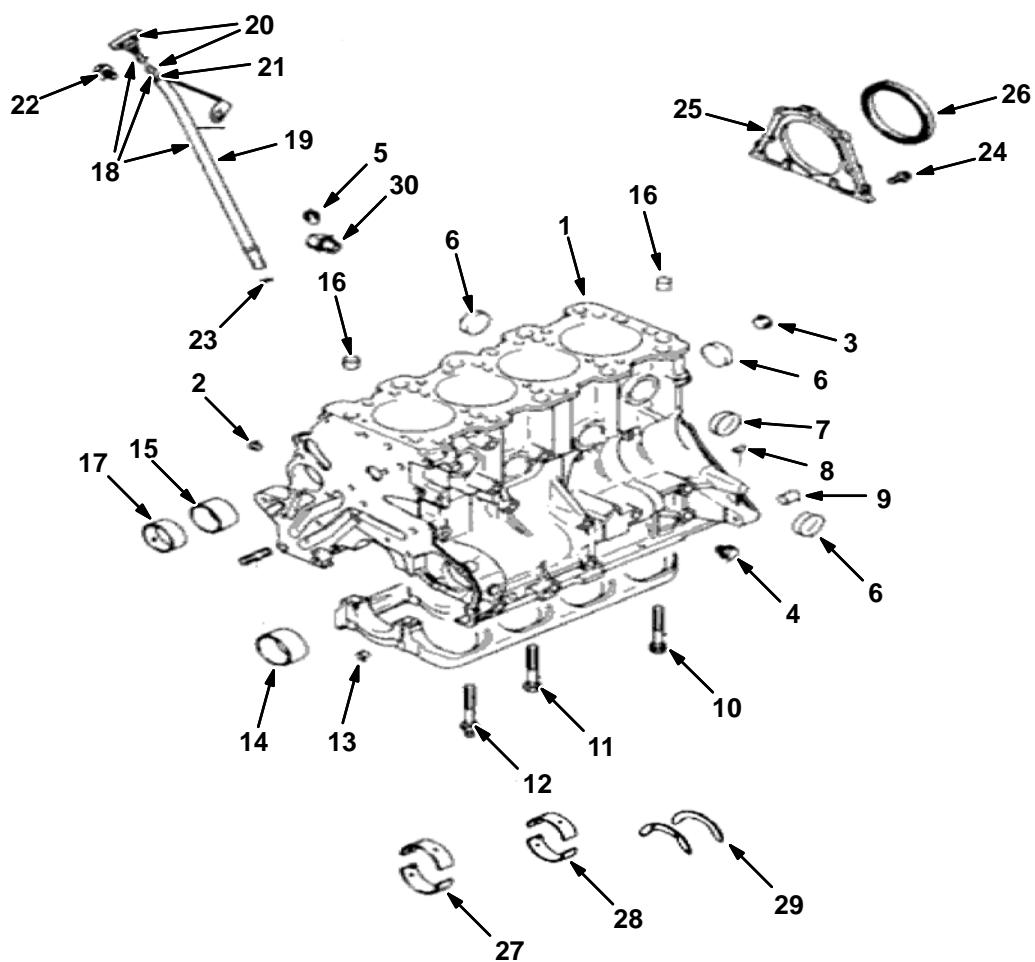
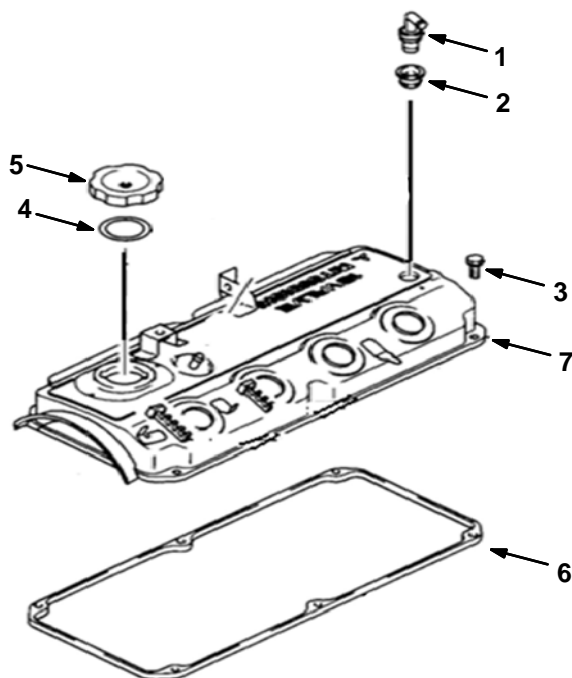


Fig. 1 – Cylinder Block Group

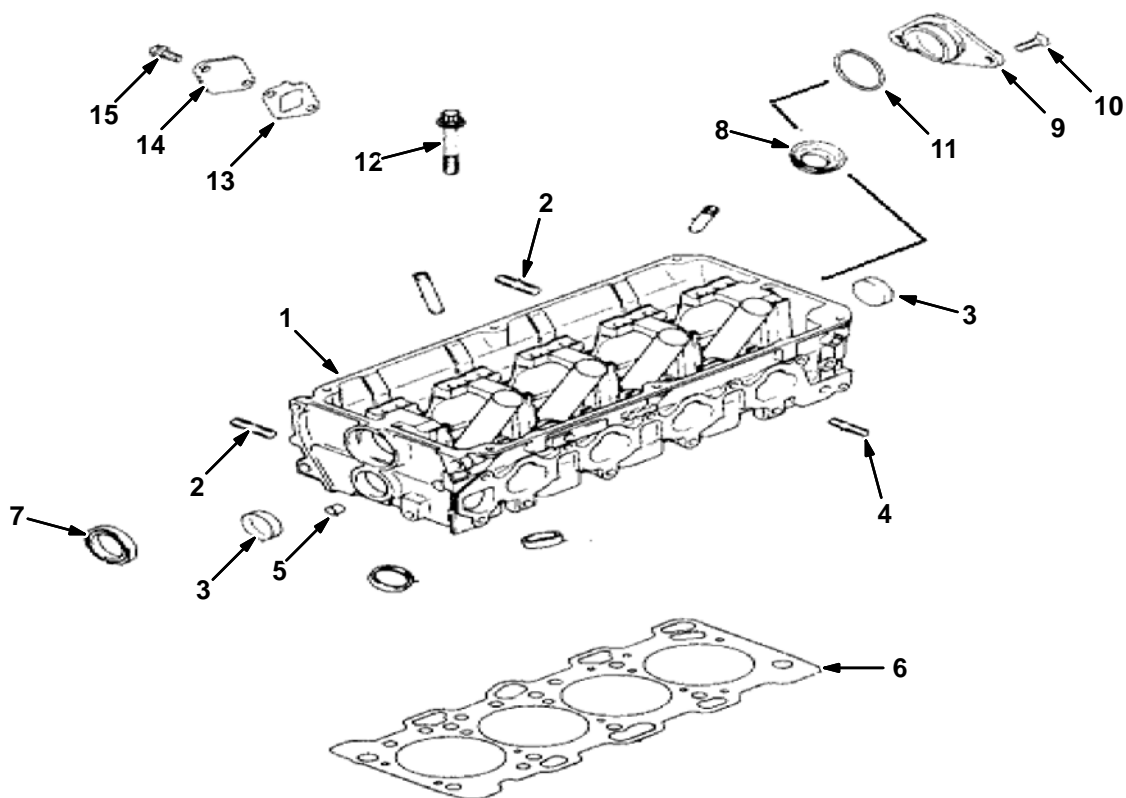
	Ref.	Part No.	Description	Qty.
▽	1	9010419	Block Assy, Cylinder	1
▲	2	9010420	Plug, Taper	2
▲	3	9010421	Plug, Taper	1
▲	4	9010422	Plug	1
▲	5	9010423	Plug, Taper	1
▲	6	9010424	Cap, Seal	7
▲	7	9010425	Cap, Seal	2
▲	8	9010426	Pin, Dowel	2
▲	9	9010427	Bushing, Knock	2
▲	10	9010428	Bolt, Cap, Bearing	2
▲	11	9010429	Bolt, Cap, Bearing	7
▲	12	9010430	Bolt, Cap, Bearing	1
▲	13	9010431	Bushing	2
▲	14	9010432	Bearing, Std, Balancer	1
▲	14	9010433	Bearing, Oversize [1.0]	1
▲	15	9010434	Bearing, Std, Balancer	1
▲	15	9010435	Bearing, Oversize [1.0]	1
▲	16	9010436	Bushing, Knock	2
▲	17	9010458	Bearing, Shaft, Std, Balancer	1
▲	17	9010459	Bearing, Shaft, Balancer [Ovrshz]	1
▽	18	9010439	Dipstick Assy, Guage	1
▲	19	9010440	Dipstick, Guage, Guide	1
▲▽	20	9010437	Dipstick, Rod, Guage	1
▲▲	21	9010438	O-Ring	1
	22	9010441	Bolt, Flange	1
	23	9010442	O-Ring	1
	24	9010444	Bolt, Flange	5
	25	9010445	Seal, Case, Oil, Rear	1
	26	9010446	Seal, Oil	1
	27	9010447	Bearing, Cshft [Green Std 1,2,4,5]	4
	27	9010448	Bearing, Cshft [Yellow Std 1,2,4,5]	4
	27	9010449	Bearing, Cshft[No Color Std 1,2,4,5]	4
	27	9010450	Bearing, Cshft [Lan Std 1,2,4,5]	4
	27	9010451	Bearing, Cshft [Red Std 1,2,4,5]	4
	28	9010452	Bearing, Cshft [Green Std 3]	1
	28	9010453	Bearing, Cshft [Yellow Std 3]	1
	28	9010454	Bearing, Cshft [No Color Std 3]	1
	28	9010455	Bearing, Cshft [Lan Std 3]	1
	28	9010456	Bearing, Cshft [Black Std 3]	1
	29	9010457	Bearing, Thrust, Cshft	1
	30	9010443	Drain, Water, Joint	1

Fig. 2 – Rocker Cover Group



Ref.	Part No.	Description	Qty.
1	9010460	Valve, Pcv	1
2	9010461	Valve, Gasket, Pcv	1
3	9010462	Bolt, Rocker, Cover	6
4	9010463	Gasket, Oil, Filler, Cap	1
5	9010464	Cap, Oil, Filler	1
6	9010465	Gasket, Cover, Rocker	1
7	9010466	Cover Assy, Rocker	1

Fig. 3 – Cylinder Head Group



Ref.	Part No.	Description	Qty.	
▽	1	9010467	Head Assy, Cylinder	1
▲	2	9010473	Stud	2
▲	3	9010469	Seal, Cap	2
▲	4	9010470	Stud	3
▲	5	9010431	Bushing	2
	6	9010468	Gasket, Cylinder, Hear	1
	7	9010471	Seal, Oil	1
	8	9010479	Seal, Oil	4
	9	9010480	Thurst, Case	1
	10	9010481	Screw	2
	11	9010482	O-Ring	1
	12	9010484	Cylinder Assy, Head, Bolt	10
	13	9010483	Gasket	1
	14	9010485	Cover	1
	15	9010441	Bolt, Flange	2

Fig. 4 – Front Cover and Oil Pan Group

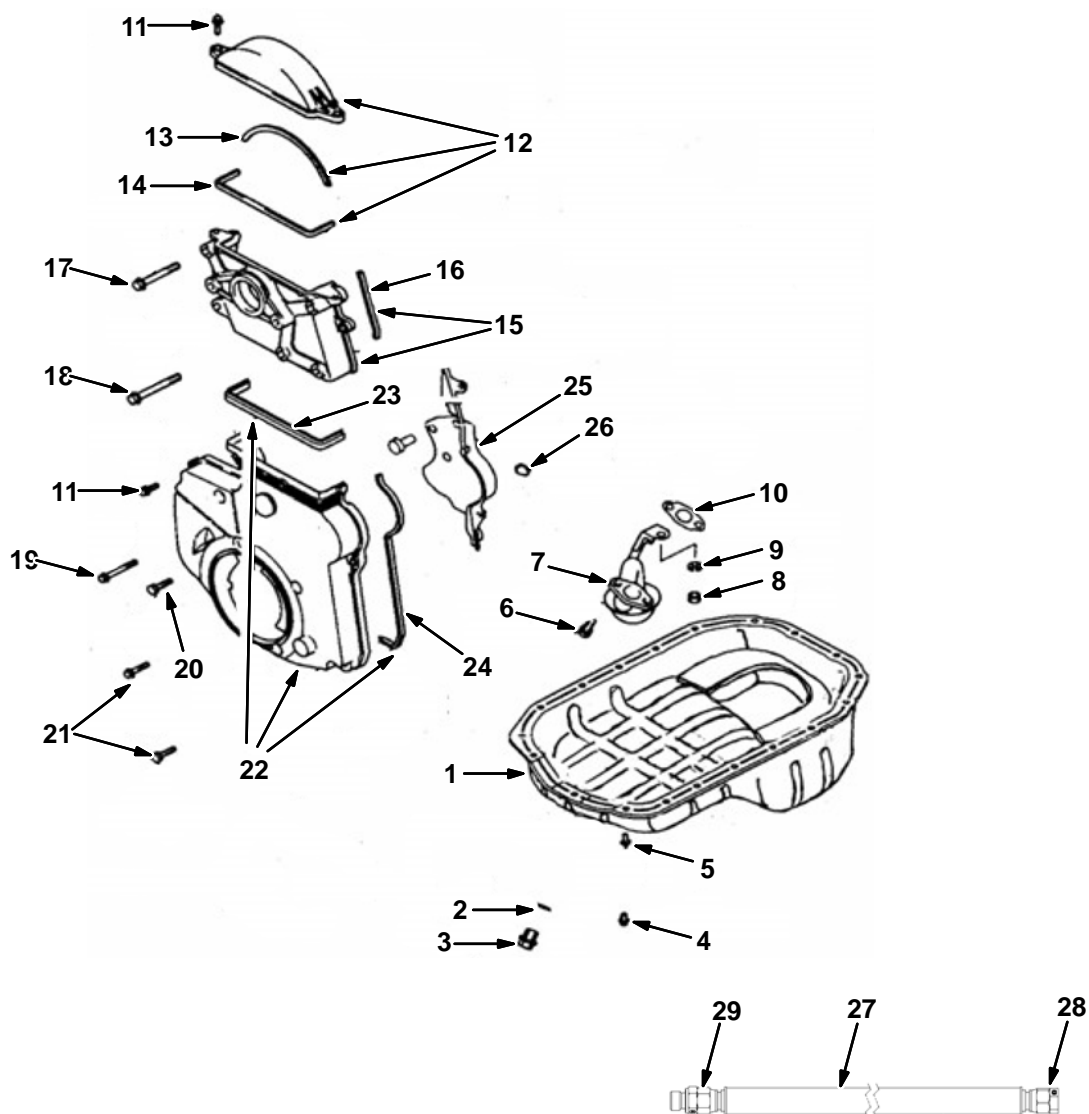


Fig. 4 – Front Cover and Oil Pan Group

	Ref.	Part No.	Description	Qty.
▽	1	9010487	Pan, Oil	1
▲	2	9010488	Gasket, Plug, Drain, Oil	1
▲	3	9010489	Plug, Oil, Drain	1
	4	9010490	Bolt, Flange	17
	5	9010491	Bolt, Flange	2
	6	9010492	Washer, Bolt	2
	7	9010493	Screen, Oil	1
	8	9010494	Nut, Strainer	1
	9	9010495	Washer, Strainer	1
	10	9010496	Gasket, Screen	1
	11	9010497	Bolt, Flange	8
▽	12	9010498	Cover Assy, Front, Upper [T-Belt]	1
▲	13	9010499	Gasket, Cover [Timing Belt]	1
▲	14	9010500	Gasket, Cover [Timing Belt]	1
▽	15	9010502	Bracket Assy, Coil, Ignition	1
▲	16	9010501	Gasket, Cover [Timing Belt]	1
	17	9010503	Bolt, Flange	3
	18	9010504	Bolt, Flange	1
	19	9010505	Bolt, Flange	1
	20	9010506	Bolt	2
	21	9010507	Bolt	2
▽	22	9010508	Cover, Lower, Front [T-Belt]	1
▲	23	9010509	Gasket, Cover, Lower [T-Belt]	1
▲	24	9010510	Gasket, Cover [T-Belt]	1
	25	9010511	Cover, Rear [T-Belt]	1
	26	9010512	Plug, Rubber	1
	27	9010311	Hose, Drain, Oil [Mit 20/24m]	1
	28	9010312	Plug, Flare, 37deg [Mit]	1
	29	9010313	Fitting, 37deg [Mit]	1

Fig. 5 – Camshaft and Valve Group

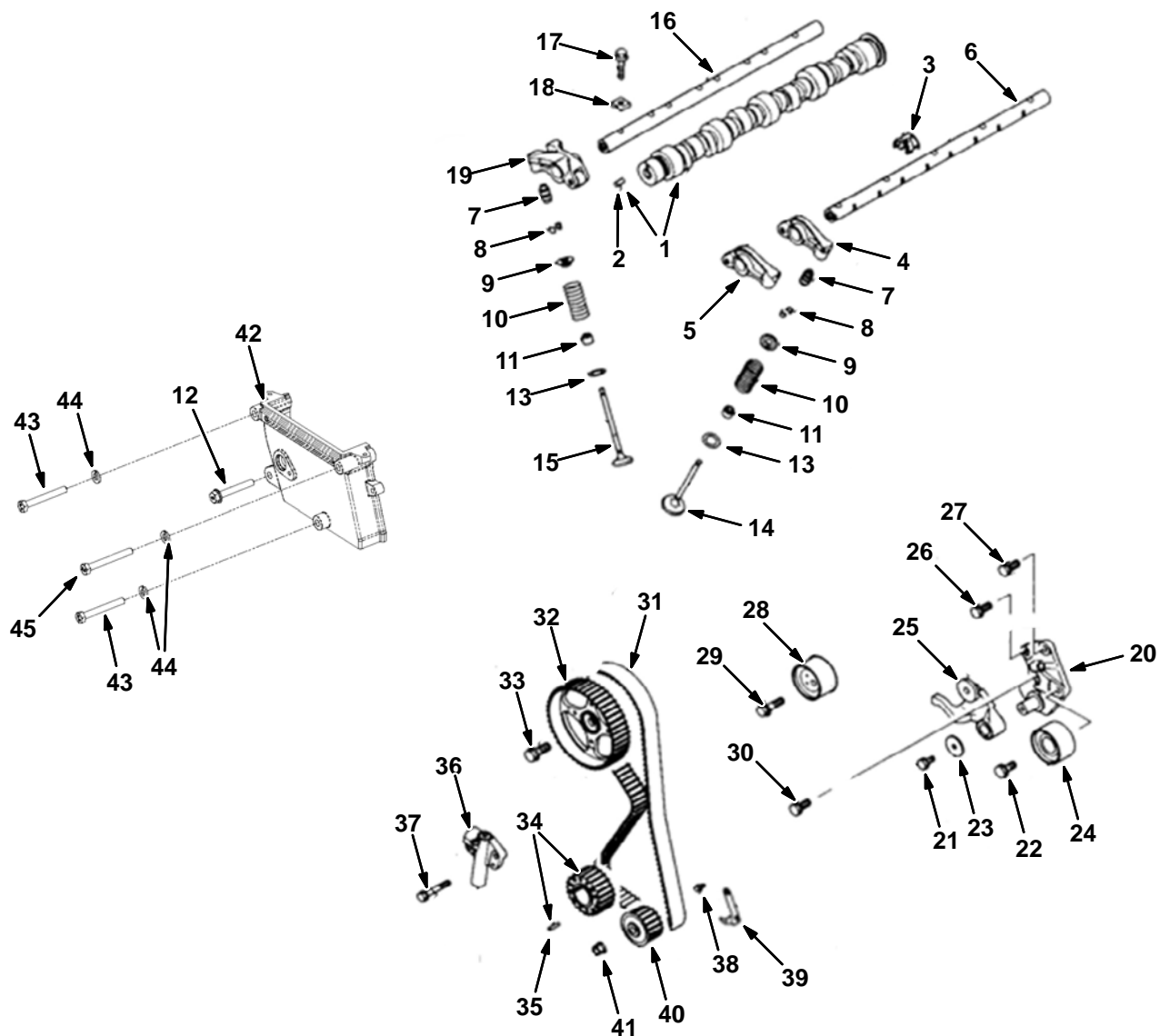
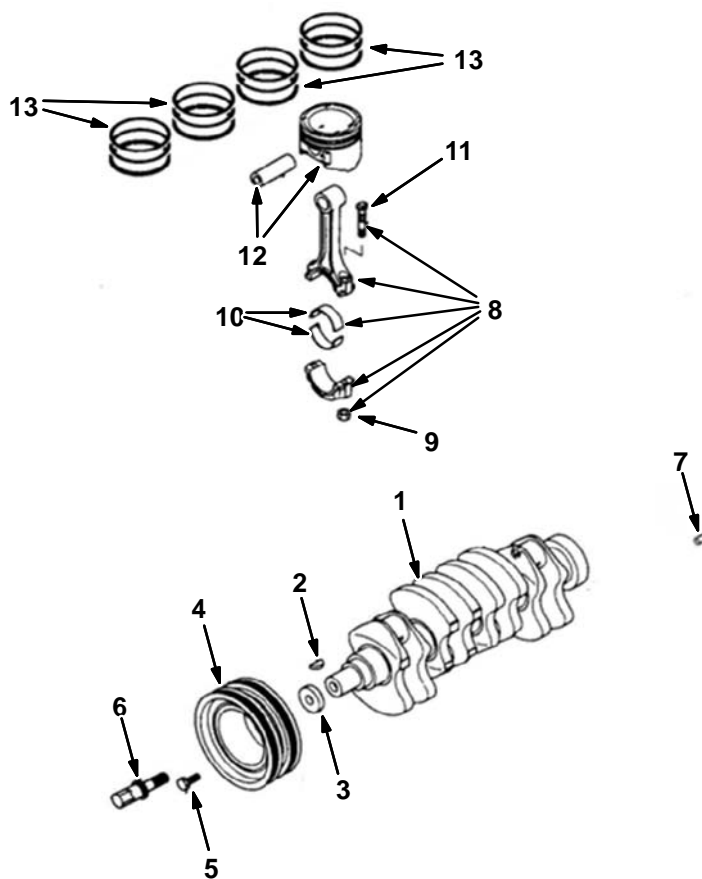


Fig. 5 – Camshaft and Valve Group

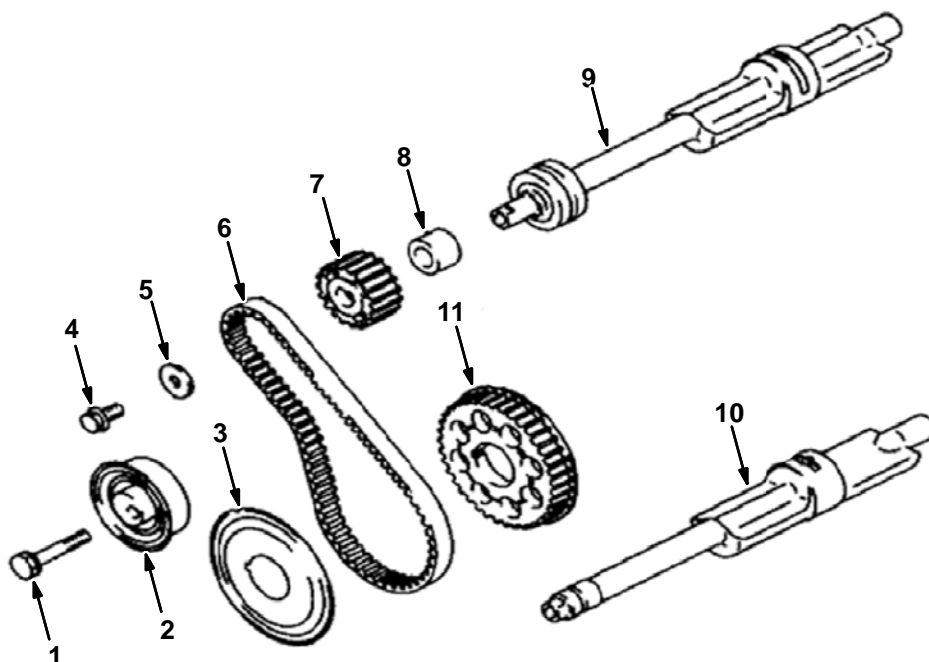
	Ref.	Part No.	Description	Qty.
▽	1	9010530	Camshaft Assy	1
▲	2	9010535	Pin, Dowel	1
	3	9010532	Shaft, Spring, Rocker	4
	4	9010533	Arm Assy, Rocker [B]	4
	5	9010534	Arm Assy, Rocker [A]	4
	6	9010531	Shaft, Arm , Rocker	1
	7	9010536	Adjuster Assy, Lash	16
	8	9010537	Valve, Spring, Lock	32
	9	9010538	Valve, Spring, Retainer	16
	10	9010539	Valve, Spring	16
	11	9010540	Valve, Seal, Stem	16
	12	9010254	Bolt, M8–1.25 X 55 Fl Hd [Mit]	1
	13	9010541	Valve, Spring, Seat	16
	14	9010542	Valve, Inlet	8
	15	9010543	Valve, Exhaust	8
	16	9010544	Shaft, Arm, Rocker	1
	17	9010545	Bolt, Flange	13
	18	9010546	Shaft, Cap, Rocker	13
	19	9010547	Arm Assy, Rocker [C]	4
▽	20	9010548	Bracket, Pulley, Tensioner	1
▲	21	9010549	Bolt, Washer	1
▲	22	9010550	Bolt, Washer	1
▲	23	9010551	Washer	1
▲	24	9010552	Pulley, Idler	1
▲	25	9010553	Arm Assy, Tensioner	1
	26	9010554	Bolt, Seal	1
	27	9010555	Bolt, Washer	1
	28	9010556	Pulley, Tensioner	1
	29	9010557	Bolt, Washer	1
	30	9010550	Bolt, Washer	1
	31	9010559	Belt, Timing	1
	32	9010560	Sprocket, Camshaft	1
	33	9010561	Bolt, Flange	1
▽	34	9010562	Sprocket Assy, Cshft	1
▲	35	9010563	Pin, Spring	1
	36	9010564	Tensioner	1
	37	9010565	Bolt, Flange	2
	38	9010491	Bolt, Flange	2
	39	9010567	Bracket, Indicator, Timing	1
	40	9010568	Sprocket, Pump, Oil	1
	41	9010569	Nut	1
	42	9010250	Cover, Timing, Gear [Mit 2.0/2.4l]	1
	43	9010251	Bolt, M8–1.25 X 65 Hxhd [Mit]	2
	44	9010252	Washer, Lock, M8 [Mit]	3
	45	9010253	Bolt, M8–1.25 X 70 Hxhd [Mit]	1

Fig. 6 – Piston and Crankshaft Group



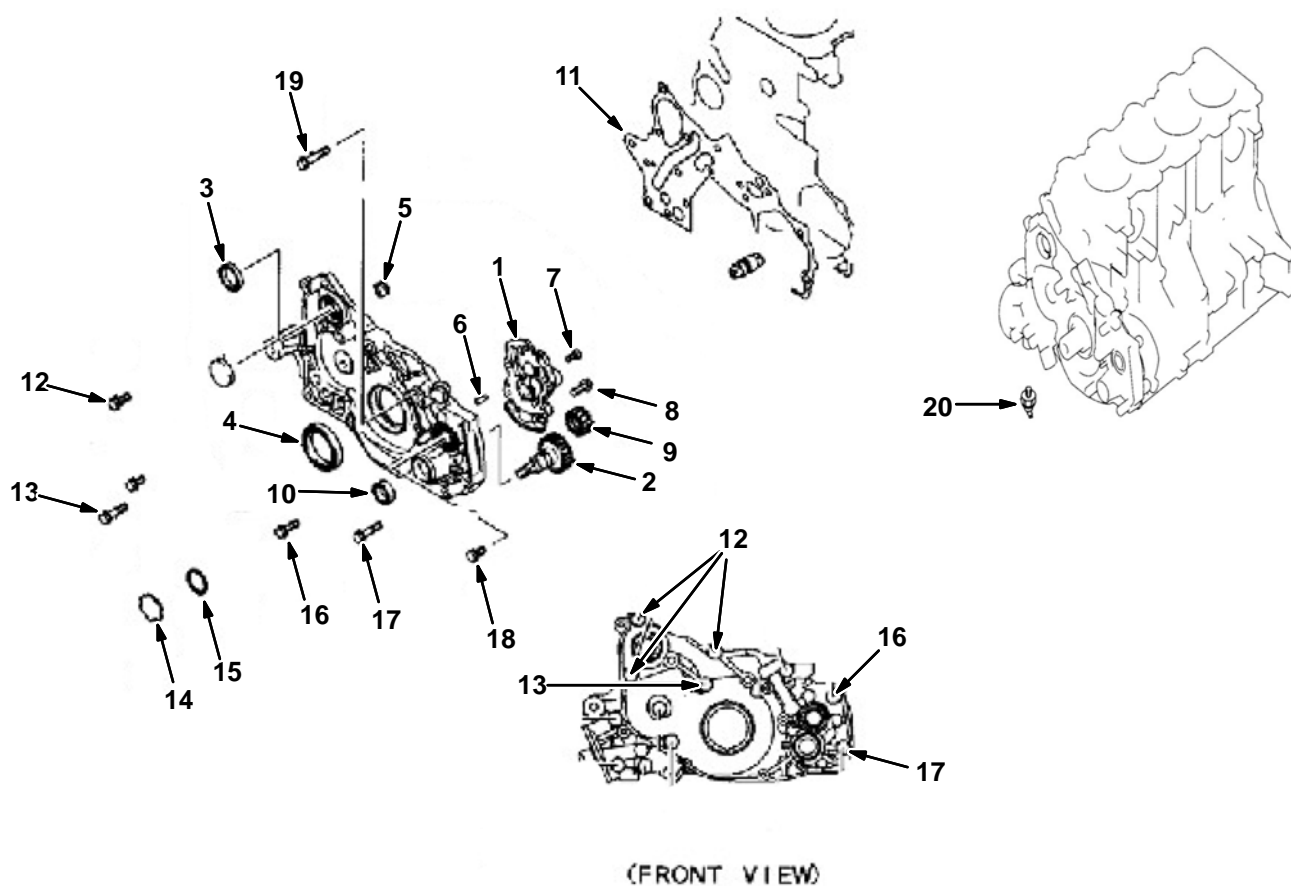
Ref.	Part No.	Description	Qty.	
1	9010513	Crankshaft Assy	1	
2	9010514	Key	1	
3	9010515	Washer, Special	1	
4	9010516	Pulley Assy, Damper, Torsional	1	
5	9010517	Bolt, Washer	4	
6	9010518	Bolt, Sprocket, Cshft	1	
7	9010519	Pin, Dowel	1	
▽	8	9010520	Rod Assy, Connecting	4
▲	9	9010521	Nut	8
▲	10	9010522	Bearing, Rod, Connect [Yellow Std]	4
▲	10	9010523	Bearing, Rod, Connect [No Color Std]	4
▲	10	9010524	Bearing, Rod, Connect [Lan Std]	4
▲	11	9010525	Bolt, Connecting	8
	12	9010526	Piston, Pin [Std A]	4
	12	9010527	Piston, Pin [Std B]	4
	12	9010528	Piston, Pin [Std C]	4
	13	9010529	Piston Set, Ring	1

Fig. 7 – Balancer Group



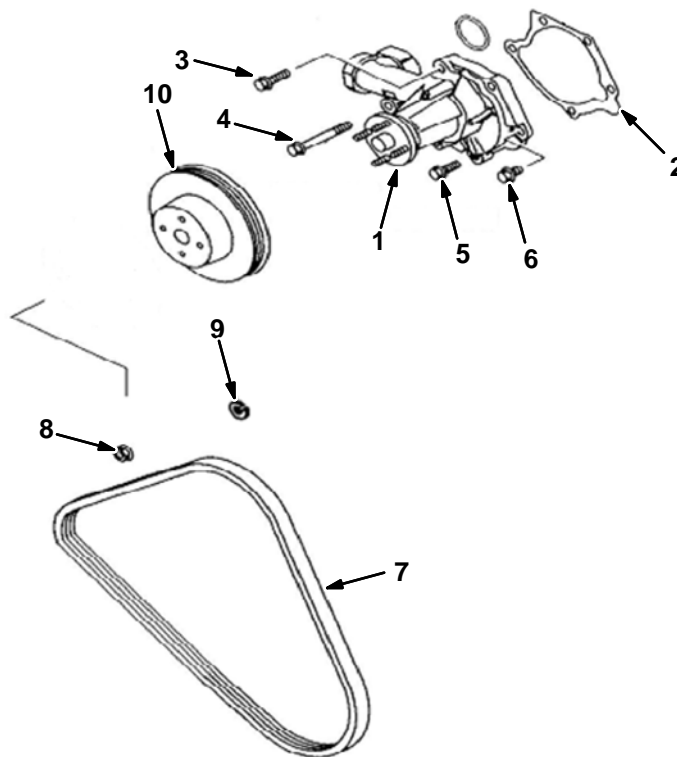
Ref.	Part No.	Description	Qty.
1	9010570	Bolt, Belt, Balancer, Train	1
2	9010571	Tensioner, Timing, Belt	1
3	9010572	Flange, Sprocket, Cshft	1
4	9010600	Bolt, Flange	1
5	9010574	Washer, Belt, Balancer, Train	1
6	9010575	Belt, Timing	1
7	9010576	Sprocket, Shaft, Balancer	1
8	9010577	Spacer, Belt, Balancer, Train	1
9	9010578	Shaft, Right, Balancer	1
10	9010579	Shaft, Left, Balancer	1
11	9010580	Sprocket, Cshft	1

Fig. 8 – Oil Pump and Pressure Switch Group



Ref.	Part No.	Description	Qty.	
▽	1	9010582	Pump, Oil	1
▲	2	9010592	Pump, Gear, Drive, Oil	1
▲	3	9010585	Seal, Oil	1
▲	4	9010586	Seal, Oil	1
▲	5	9010587	Plug, Tapper	1
▲	6	9010426	Pin, Dowel	2
▲	7	9010589	Screw	1
▲	8	9010590	Bolt, Flange	4
▲	9	9010591	Pump, Gear, Oil	1
▲	10	9010601	Seal, Oil	1
	11	9010593	Gasket, Case, Front	1
	12	9010594	Bolt, Washer	3
	13	9010595	Bolt, Washer	1
	14	9010596	Plug, Cap	1
	15	9010597	O-Ring	1
	16	9010598	Bolt, Flange	1
	17	9010599	Bolt, Flange	1
	18	9010600	Bolt, Flange	1
	19	9010583	Bolt, Flange	1
	20	9010581	Switch, Pressure, Oil	1

Fig. 9 – Water Pump Group



Ref.	Part No.	Description	Qty.
1	9010602	Pump, Water	1
2	9010603	Gasket, Pump, Water	1
3	9010604	Bolt, Flange	1
4	9010503	Bolt, Flange	1
5	9010606	Bolt, Flange	2
6	9010607	Bolt, Flange	1
7	9010608	Belt, Ribbed [V]	1
8	9010609	Nut, Flange	4
9	9010610	Washer, Spring	4
10	9010612	Pulley, Pump, Water	1

Fig. 10 – Intake Manifold Gasket Group

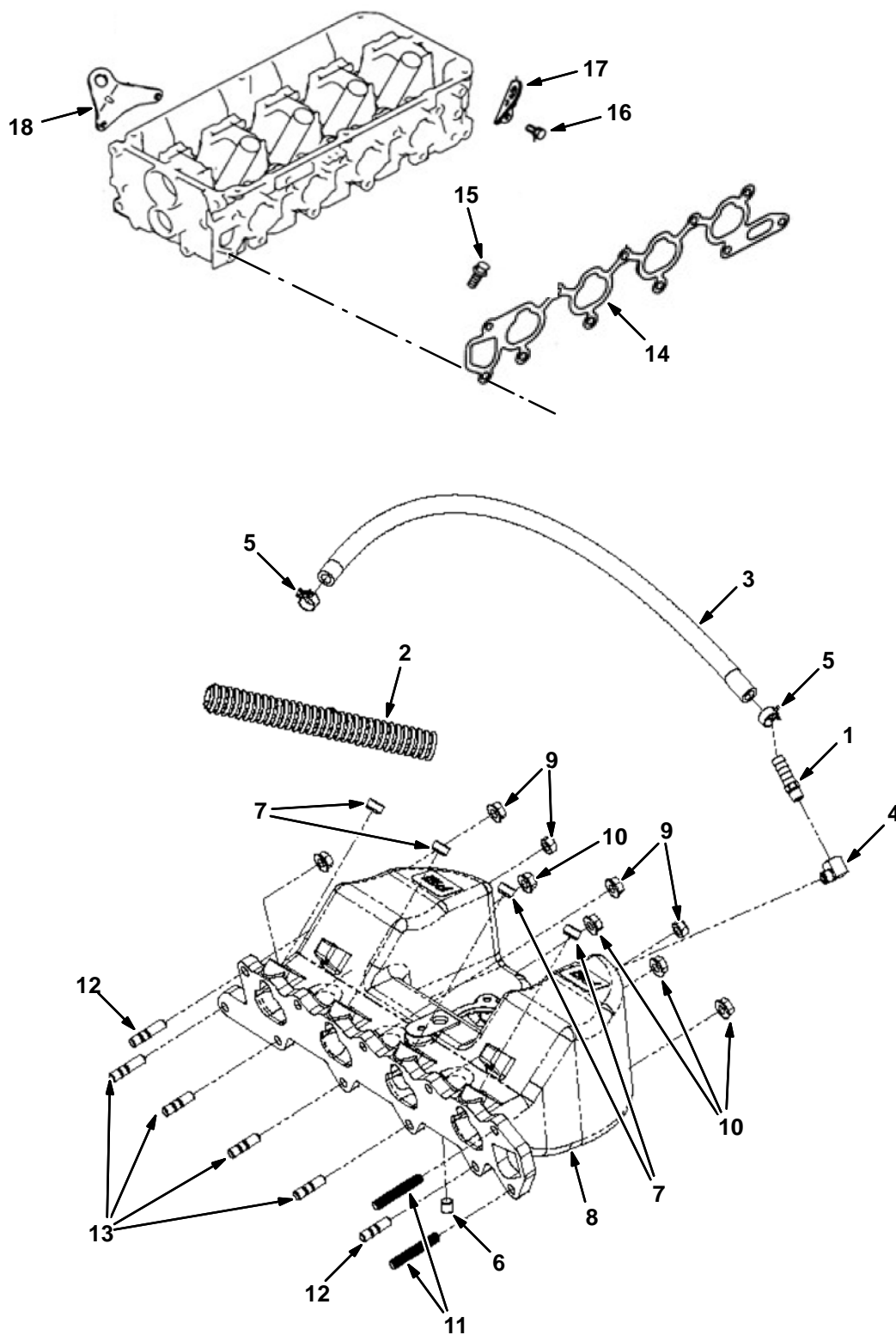
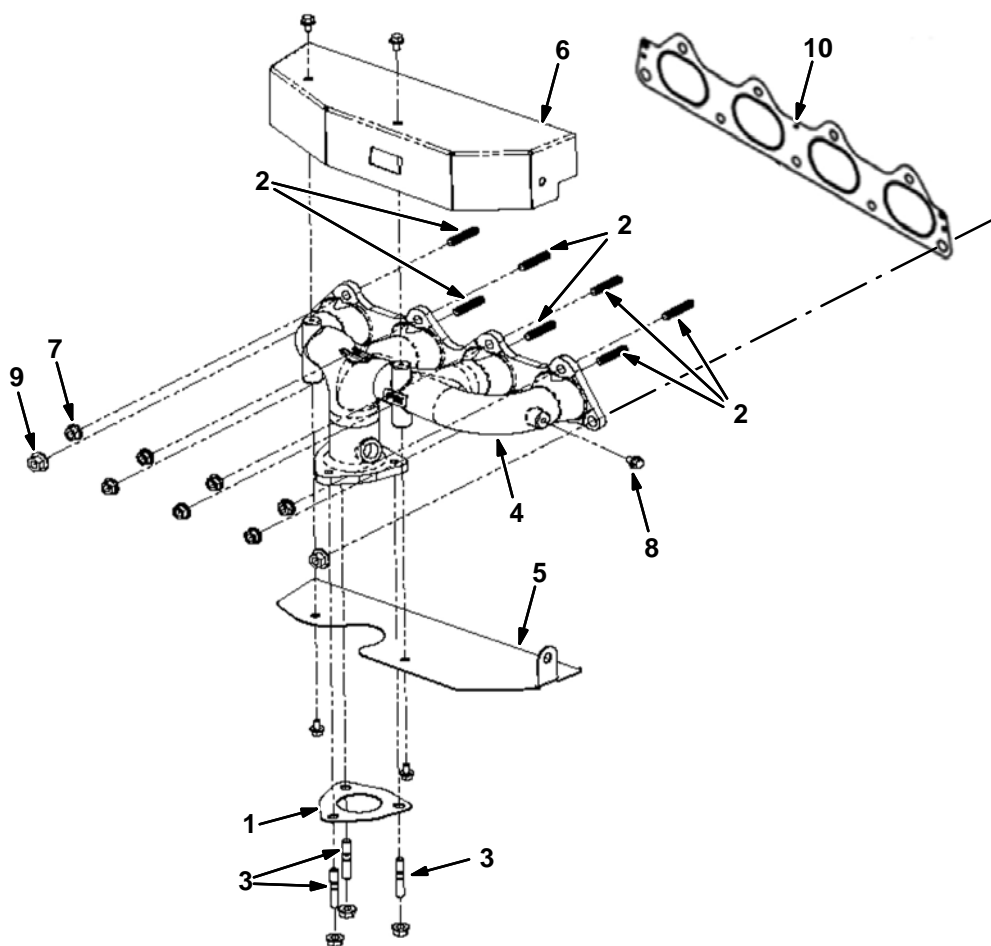


Fig. 10 – Intake Manifold Gasket Group

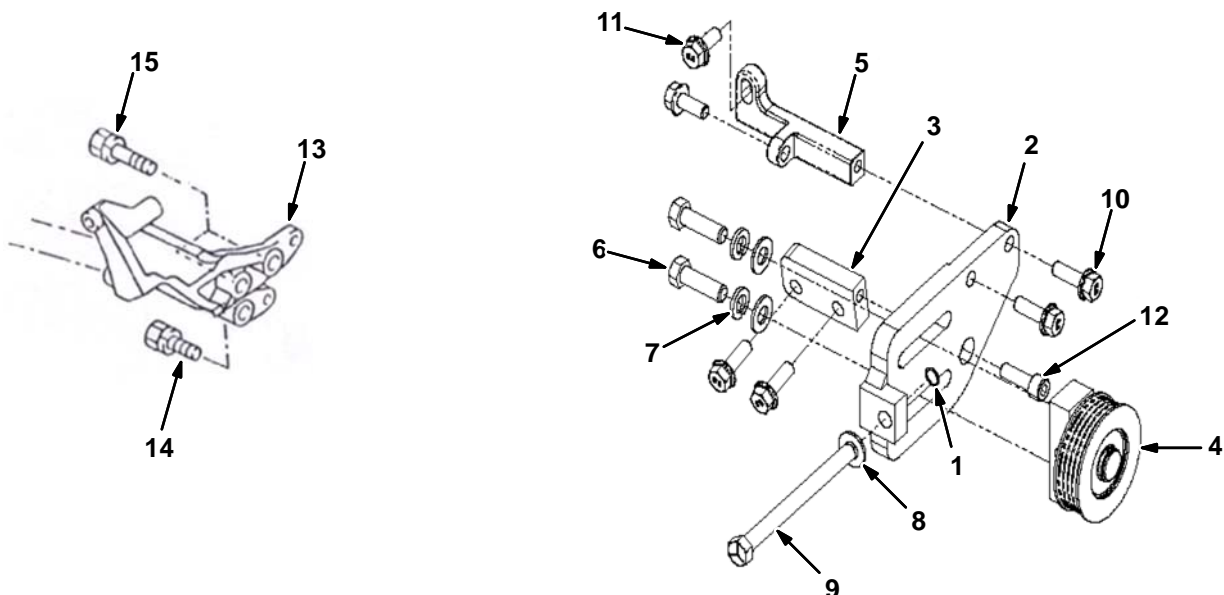
Ref.	Part No.	Description	Qty.
1	9010382	Fitting, 1/8 Mpt X 3/8 Hb [Mit]	1
2	9010281	Loom, Convolutd, Split 5/8 [Mit]	17"
3	385001	Hose, Fuel, .38d, Rbr[16"L]	20"
4	9010383	Elbow, 1/8m X 1/8f, 90 [Mit]	1
5	9010282	Clamp, 3/8id [Mit Olive Green]	2
6	9010283	Plug, 1/8 Npt, Brs, Skt Hd [Mit]	1
7	9010284	Plug, Injector [Mit]	4
8	9010285	Manifold, Intake [Mit 20/24m Tilt]	1
9	9010286	Nut, M8-1.25 [Mit]	2
10	385015	Nut, Flng, M8	7
11	9010287	Stud, M8-1.25 X 50 Full Thrd [Mit]	2
12	9010288	Stud, M8-1.25 X 35 [Mit Double End]	2
13	9010384	Stud, M8-1.25 X 30 [Mit Double End]	4
14	9010613	Gasket, Manifold, Intake	1
15	9010606	Bolt, Flange	2
16	9010615	Bolt, Manifold, Inlet	1
17	9010617	Hanger, Engine	1
18	9010618	Hanger, Engine	1

Fig. 11 – Exhaust Manifold Gasket Group



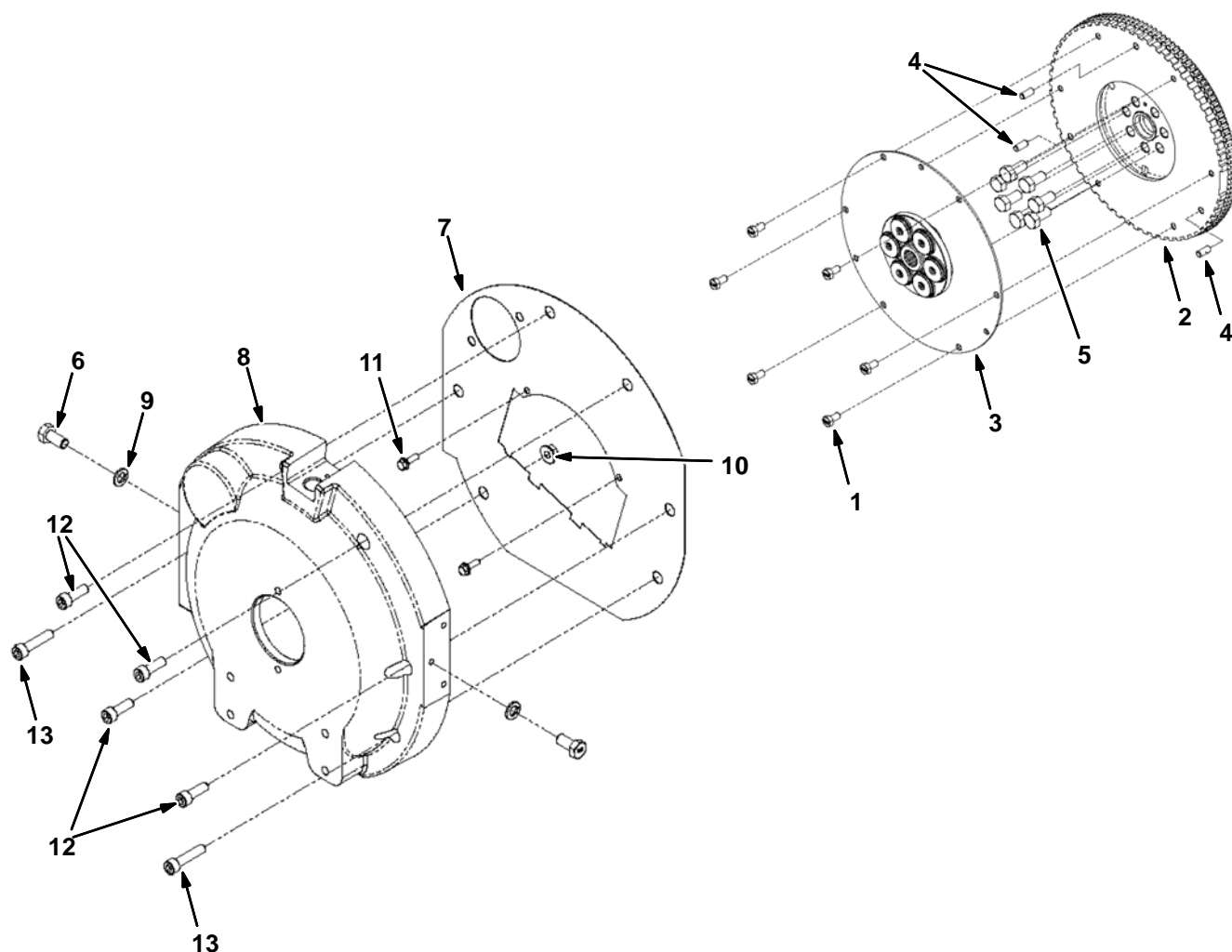
Ref.	Part No.	Description	Qty.
1	9010296	Gasket, Manifold, Exh [Mit]	1
2	9010297	Stud, M8-1.25 X 40 [Mit]	7
3	372020	Stud, Manifold, Intake, M8 X 28	3
4	9010298	Manifold, Exhaust [Mit 2.0/2.4l]	1
5	9010302	Shield, Heat, Lower [Mit 20/24m]	1
6	9010303	Shield, Heat, Upper [Mit 20/24m]	1
7	385015	Nut, Flng, M8	10
8	9010262	Bolt, M6-1.0 X 10 Fl Hd [Mit]	5
9	9010239	Nut, M10-1.25 Flg [Mit]	2
10	9010619	Gasket, Manifold, Exhaust	1

Fig. 12 – Fan Tensioner and Pump Mount Group



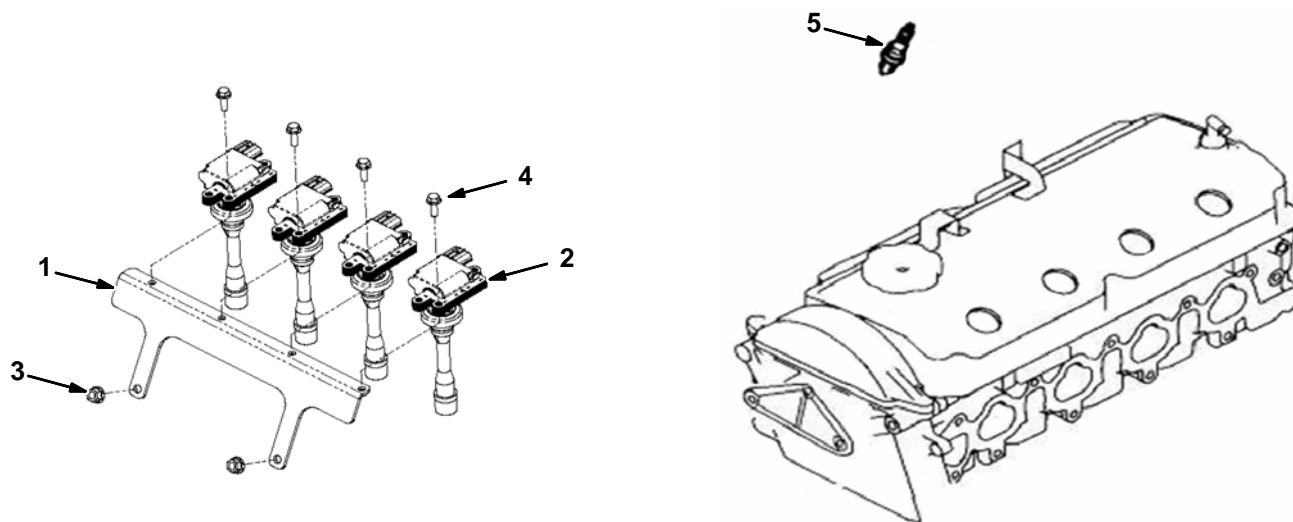
Ref.	Part No.	Description	Qty.
1	371562	Ring, Retaining	1
2	9010222	Plate, Tensioner, Adj [Mit 2.0/2.4]	1
3	9010223	Bar, Tensioner, Mtg [Mit 2.0/2.4]	1
4	9010224	Pulley, Tensioner, Assy[Mit2.0/2.4]	1
5	9010225	Bracket, Tensioner, [Mit 2.0/2.4]	1
6	9010226	Bolt, 3/8-16 X 1 1/4 Hxhd [Mit]	2
7	371509	Washer, Lock, 0.38	2
8	9010227	Washer, Flat 3/8, Sae	3
9	9010228	Bolt, 3/8-16 X 4.5 [Mit]	1
10	9010229	Bolt, M8-1.25 X 25 [Mit]	4
11	9010230	Bolt, M8-1.25 X 20 Fl Hd [Mit]	2
12	9010231	Bolt, M8-1.25 X 25 Soc Hd [Mit]	1
13	9010623	Bracket, Pump, Mtg	1
14	9010624	Bolt, Washer	1
15	9010625	Bolt, Washer	2

Fig. 13 – Flywheel Group



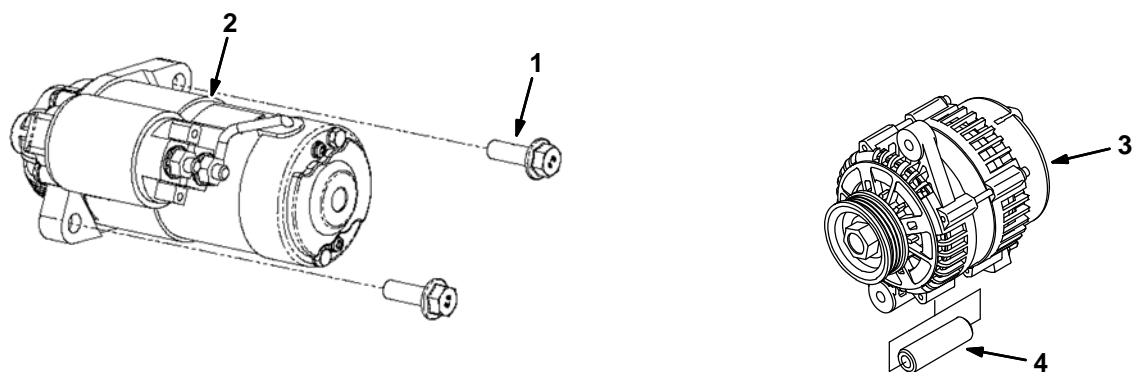
Ref.	Part No.	Description	Qty.
1	9010232	Bolt, M8-1.25 X 15, Hx Hd [Mit]	6
2	9010233	Flywheel, Flatface [Mit 20/24m]	1
3	9010234	Coupling, Flywheel [Mit20/24m]	1
4	9010235	Pin, Flywheel [Mit 20/20m]	3
5	9010236	Bolt, Flywheel [Mit 20/24m]	7
6	9010359	Bolt, M12-1.75 X 25, Hex Hd [Mit]	2
7	9010237	Cover, Dust [Mit 2.0]	1
8	9010238	Housing, Flywheel [Mit 2.0]	1
9	9010360	Washer, Lock, M12 [Mit]	2
10	9010239	Nut, M10-1.25 Flg [Mit]	1
11	9010240	Bolt, M6-1.0 X 20 Fl Hd [Mit]	2
12	9010241	Bolt, M10-1.25 X 30 Soc Hd [Mit]	4
13	9010242	Bolt, M10-1.25 X 45 Soc Hd [Mit]	2

Fig. 14 – Ignition Coil and Spark Plug Group



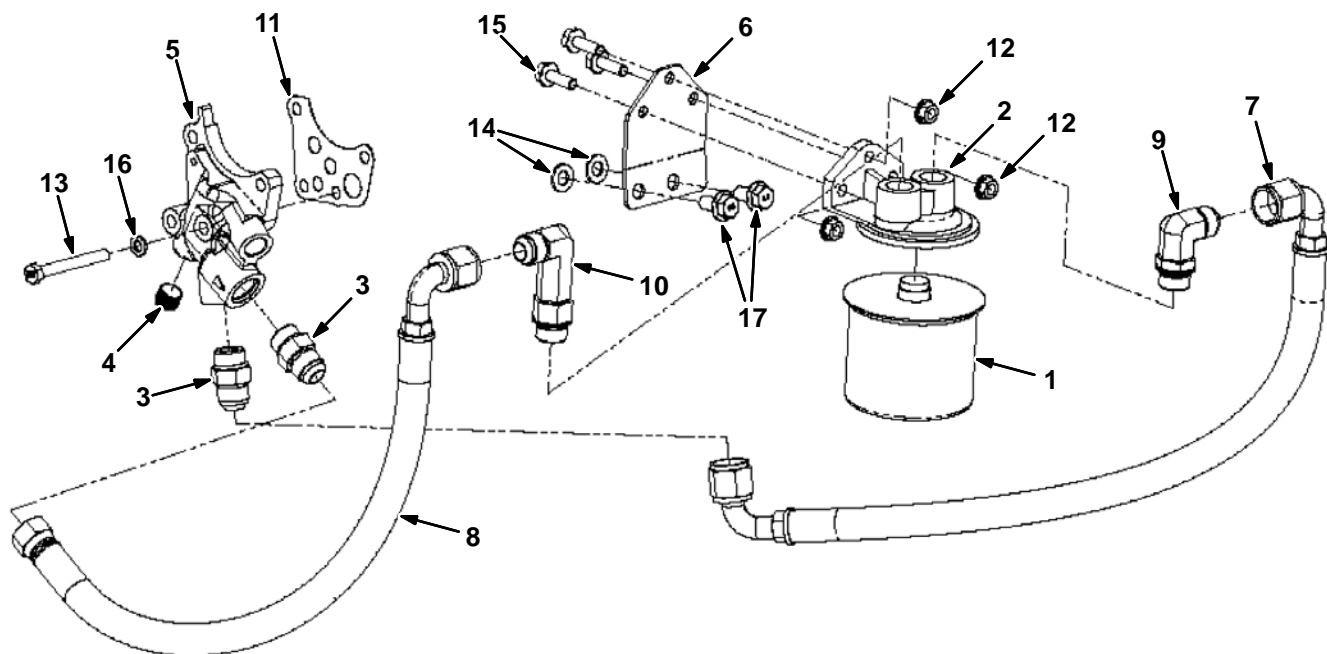
Ref.	Part No.	Description	Qty.
1	9010243	Bracket, Coil [Mit 2.0/2.4l]	1
2	9010244	Coil, Ignition [Mit 2.0/2.4l]	4
3	385015	Nut, Flng, M8	2
4	9010240	Bolt, M6-1.0 X 20 Fl Hd [Mit]	4
5	9010622	Plug, Spark	4

Fig. 15 – Starter / Alternator Group



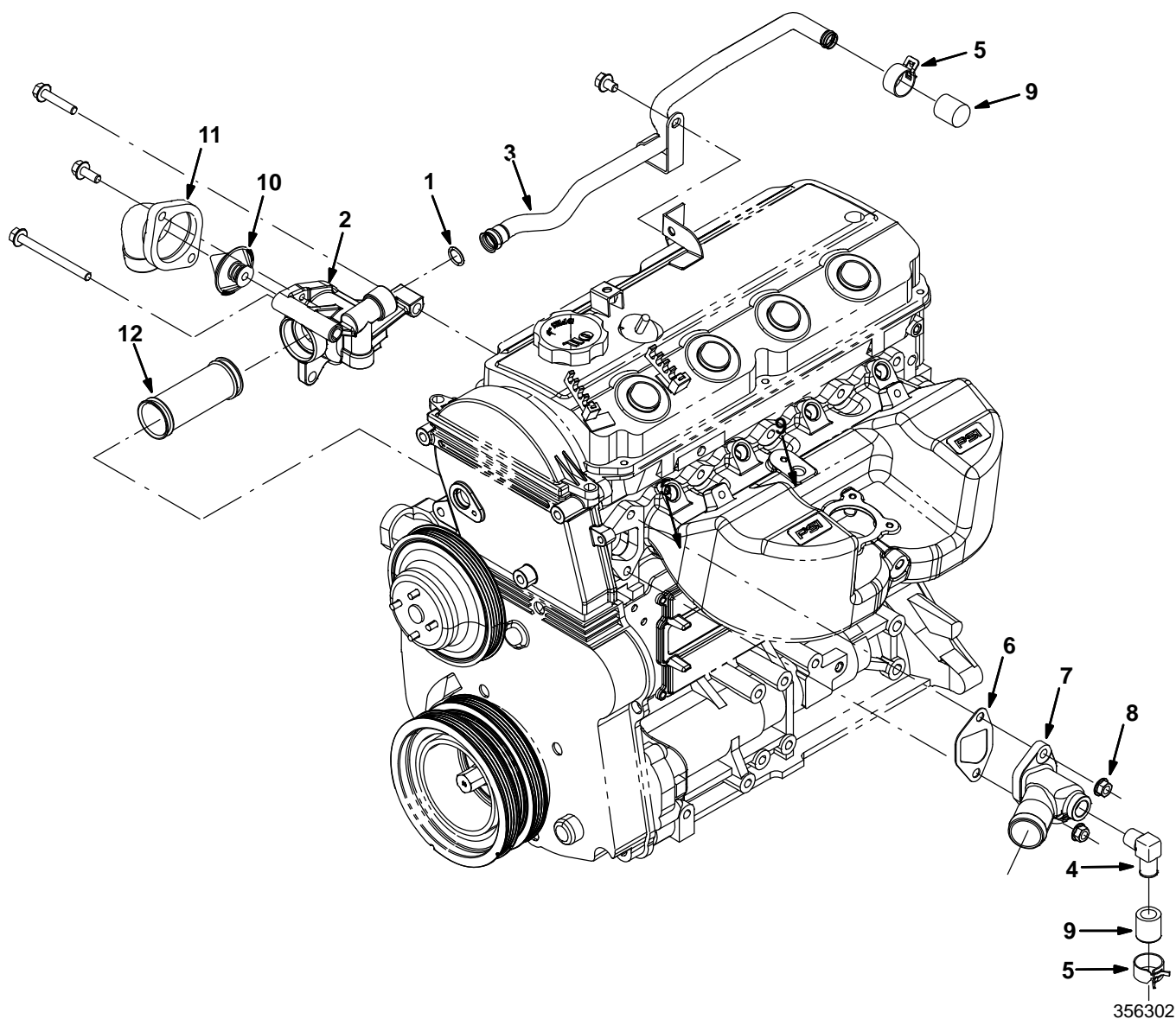
Ref.	Part No.	Description	Qty.
1	9010245	Bolt, M10-1.50 X 30 [Mit]	2
2	9010246	Starter, Motor [Mit 2.0/2.4]	1
3	9010217	Alternator, 7si [Mit Df Sur-Belt]	1
4	9010219	Spacer, Alternator [Mit 2.0/2.4]	1

Fig. 16 – Remote Oil Filter



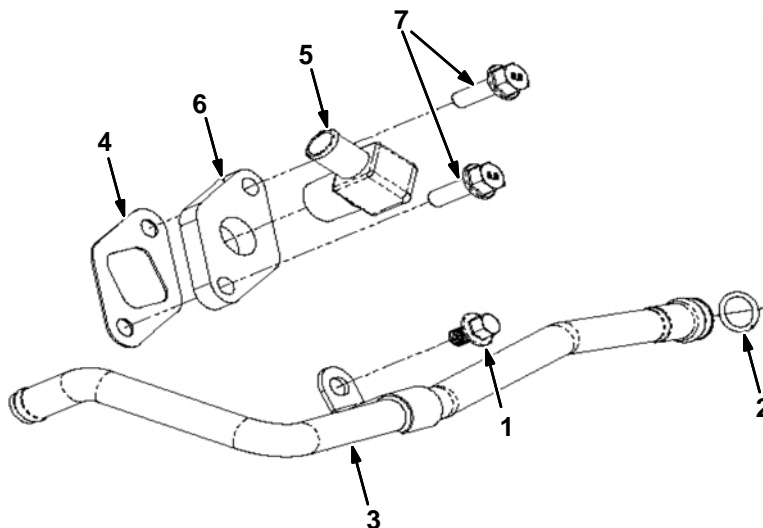
Ref.	Part No.	Description	Qty.
1	9010627	Filter, Oil	1
2	371503	Mount, Fltr, Remote	1
3	9010371	Fitting, Str, 10-10 Orb, 37fi [Mit]	4
4	9010372	Plug, 3/8npt X 5/16, Brs [Mit]	1
5	9010373	Adapter, Filter, Oil, Remote [Mit]	1
6	9010374	Bracket, Filter, Oil, Remote [Mit]	1
7	9010375	Hose, 90x90,Filter, Oil, Remote[Mit]	1
8	9010376	Hose, 90xstr,Fltr, Oil, Remote[Mit]	1
9	9010628	Elbow	1
10	9010629	Elbow	1
11	9010377	Gasket, Oil, Adapter [Mit 2.0/2.4]	1
12	385015	Nut, Flng, M8	3
13	9010253	Bolt, M8-1.25 X 70 Hxhd [Mit]	1
14	9010630	Washer	2
15	9010229	Bolt, M8-1.25 X 25 [Mit]	3
16	9010380	Washer, Lock, M8 [Mit]	1
17	9010631	Bolt	2

Fig. 17 – Coolant Group



Ref.	Part No.	Description	Qty.
1	9010289	O-Ring [Mit 208 Buna-N]	1
2	9010290	Housing, T-Stat, 2 Holes [Mit]	1
3	9010291	Tube, Water, Line [Mit]	1
4	385011	Fitting, E90	1
5	384979	Clamp, Hose, Spring, 0.62d	2
6	9010293	Gasket, Water [Mit 2.0/2.4]	1
7	9010294	Outlet, Water, W/Plug [Mit 2.0/2.4]	1
8	385015	Nut, Flng, M8	2
9	9010295	Cap, Rubber, 5/8id [Mit 2.0/2.4]	2
10	9010905	Thermostat Kit, Coolant, Replmt [Mitsub]	1
11	9010215	Housing, Thermostat	1
12	9010910	Tube, Pump, Water	1

Fig. 18 – DSR Coolant Group, LPG Engine



Ref.	Part No.	Description	Qty.
1	9010305	Bolt, M8-1.25 X 12 [Mit]	1
2	9010289	O-Ring [Mit 208 Buna-N]	1
3	9010306	Tube, Cooling, Line [Mit]	1
4	9010307	Gasket, Water Supply [Mit 2.0/2.4]	1
5	9010308	Fitting, 1/2 Mpt X 5/8bh 90deg [Mit]	1
6	9010309	Plate, Water, Outlet [Mit Bypass]	1
7	9010310	Bolt, M8-1.25 X 25 Flg Hd [Mit]	2

Fig. 19 – Electrical Group

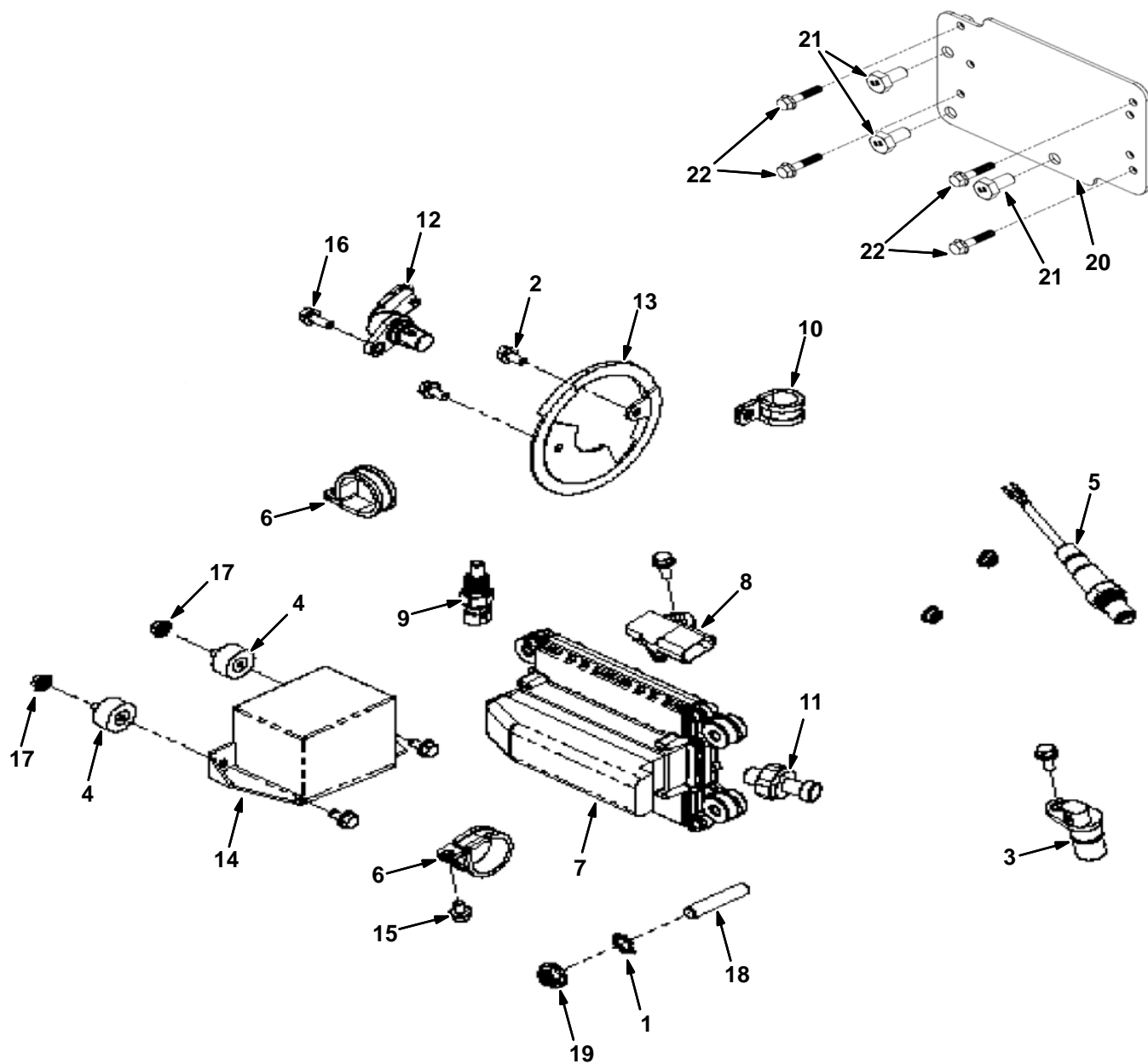
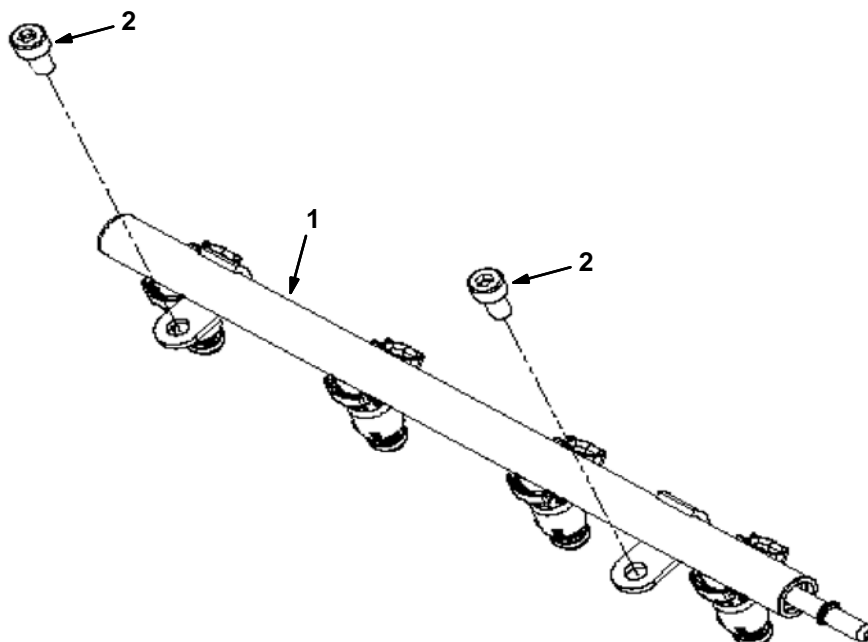


Fig. 19 – Electrical Group

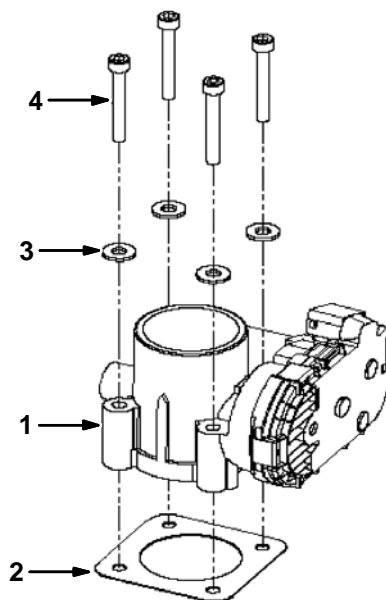
Ref.	Part No.	Description	Qty.
1	9010255	Washer, Star, M10 [Mit]	1
2	9010256	Bolt, M6–1.0 X 12 FI Hd PI [Mit]	2
3	372492	Sensor, Spd, Timing Wheel [3.0l]	1
4	9008805	Isolator	2
5	1028558	Sensor, Exhaust, Tailpipe	1
6	9010257	Clamp, 1/4 Hole [Mit #20]	2
7	1071397	Module, Ecu, Gas [Mit 2.0l 2013]	1
7	1071398	Module, Ecu, Lpg [Mit 2.0l 2013]	1
8	372493	Sensor [Tmap]	1
9	372891	Sensor, Temp, Coolant	1
10	9010258	Clamp, 0.75d [Mit]	1
11	9010259	Sender, Oil, Press [Mit]	1
12	9010260	Sensor, Camshaft [Mit]	1
13	9010261	Cam, Sensor, Wheel [Mit 2.0/2.4l]	1
14	1071653	Harness, Wire, Eng, Gas [Mit, 2.0l]	1
14	1071654	Harness, Wire, Eng, Lpg [Mit, 2.0l]	1
15	9010262	Bolt, M6–1.0 X 10 FI Hd [Mit]	3
16	9010263	Bolt, M6–1.0 X 16 FI Hd [Mit]	3
17	9010264	Nut, M6–1.0 Flange [Mit]	4
18	9010366	Stud, M10–1.25 X 50, Full Thrd [Mit]	1
19	9010367	Nut, M10–1.25, Hx Flg [Mit]	1
20	9010247	Plate, Mtg, Ecu [Mit 2.0/2.4l]	1
21	9010248	Bolt, M10–1.25 X 20 Hxhd [Mit]	3
22	9010249	Bolt, M6–1.0 X 30 FI Hd [Mit]	4

Fig. 20 – Fuel Rail Group, Gasoline Engine



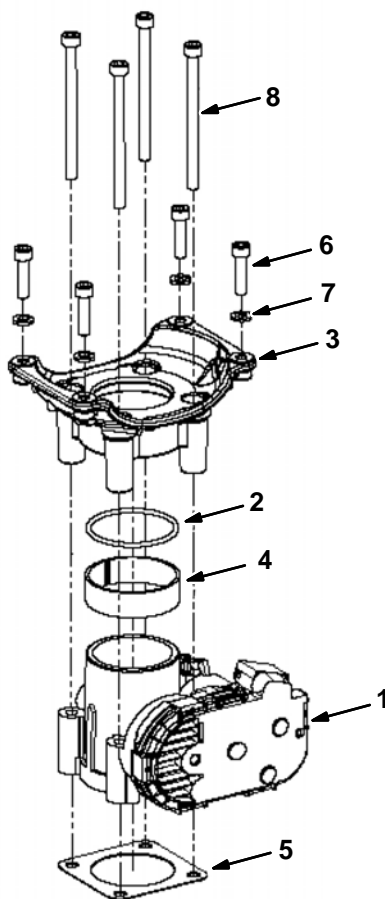
Ref.	Part No.	Description	Qty.	
29	1	9010306	Tube, Cooling, Line [Mit]	1
29	2	9010327	Bolt, M8-1.25 X 16, Soc Hd [Mit]	2

Fig. 21 – Throttle Body Group, Gasoline Engine



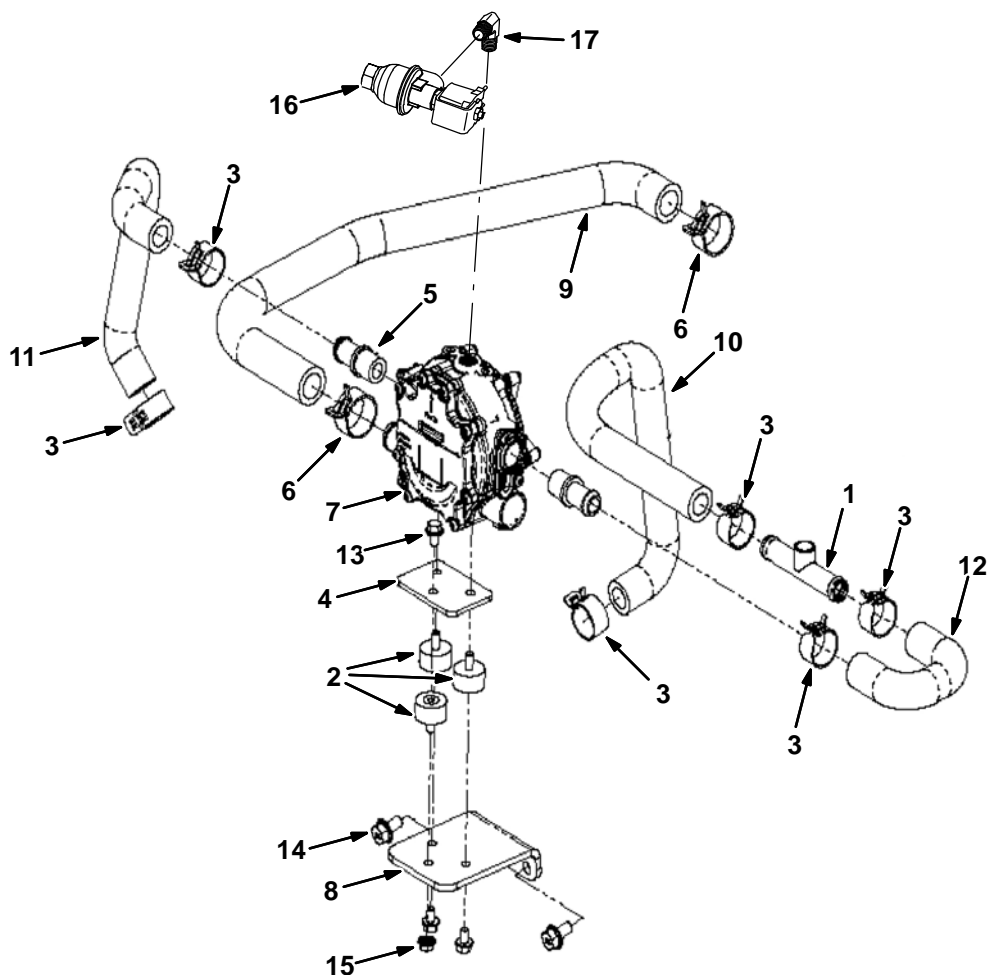
Ref.	Part No.	Description	Qty.	
33	1	9010266	Actuator [Mit , Bosch]	1
33	2	9010268	Gasket, Throttle [Mit 40mm]	1
33	3	9010330	Washer, 1/4 Flat [Mit]	4
33	4	9010331	Bolt, M6-1.0 X 45, Skt Hd [Mit]	4

Fig. 22 – Throttle Body Group, LPG Engine



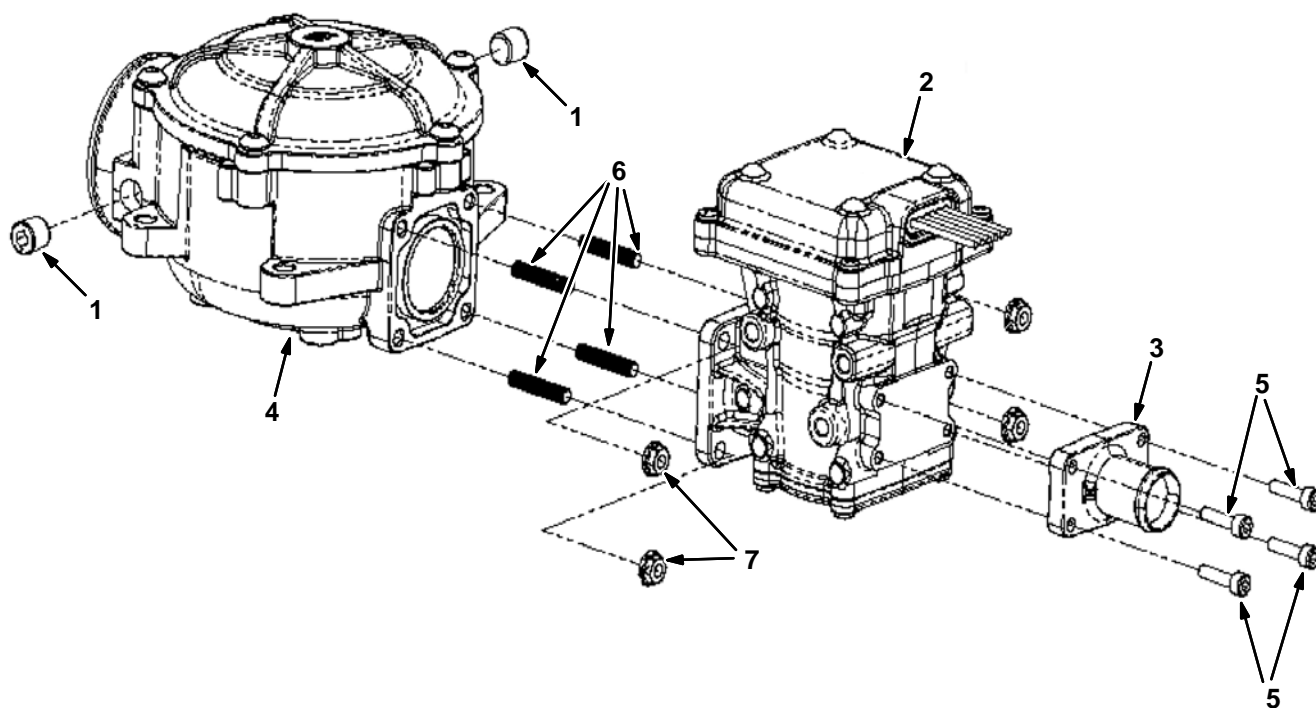
Ref.	Part No.	Description	Qty.
1	9010266	Actuator [Mit , Bosch]	1
2	1037311	Seal, Org, Lpg, Mixer [Gm 2007]	1
3	9006619	Adapter [E100 Mixer Gm 1.6l 2010]	1
4	9010267	Spacer, Ring, Throttle [Mit 40mm]	1
5	9010268	Gasket, Throttle [Mit 40mm]	1
6	9010269	Bolt, M6-1.0 X 25 Soc Hd [Mit]	4
7	9010270	Washer, Lock, M6 [Mit]	4
8	9010271	Bolt, M6-1.0 X 85 Soc Hd [Mit]	4

Fig. 23 – Vaporizer Group, LPG Engine



Ref.	Part No.	Description	Qty.
	1	Hose Assy, Upper, Tap [Mit]	1
	2	Isolator	3
	3	Clamp, Hose, Spring, 0.62d	6
	4	Plate, Mtg [Epr]	1
	5	Fitting, 1/2 X 5/8 Hose, Plastic [Mit]	2
	6	Clamp, Tension [Mit #29]	2
▽	7	Regulator [Gm3.0l 2010]	1
▲	9010626	Repair Kit, Vaporizer	
	8	Bracket, Vaporizer [Mit 20/24m Tilt]	1
	9	Hose, Fuel, Molded [Mit 20/24m]	1
	10	Hose, Coolant, Molded [Mit 20/24m]	1
	11	Hose, Coolant, Molded [Mit 20/24m]	1
	12	Hose, Coolant, Molded [Mit 20/24m]	1
	13	Bolt, M6-1.0 X 10 Fl Hd [Mit]	3
	14	Bolt, M8-1.25 X 16 Fl Hd [Mit]	2
	15	Nut, M6-1.0 Flange [Mit]	1
	16	Lock-Off, 12v, Lpg [Mit]	1
	17	Fitting, 1/4mpt X 1/4mpt, 90deg [Mit]	1

Fig. 24 – Electronic Pressure Regulator (EPR) Group, LPG Engine



Ref.	Part No.	Description	Qty.
1	9010314	Plug, 1/8npt, Brs [Mit]	2
2	9008806	Regulator, Press, Electronic [Epr]	1
3	9008807	Fitting, Barb, 3/4" [Epr]	1
▽	4	Mixer [E100p Gm 2010]	1
▲	9010634	Repair Kit, Mixer	1
5	9008808	Screw, Soc, M4 X 0.70 X 16	4
6	9007424	Stud, M05-0.8 [Gm1.6l Lp 2010]	4
7	9007423	Nut, Flng, M05-0.8 [Gm1.6l Lp 2010]	4

SECTION 7

CONTENTS	PAGE
PART NUMBER TO PAGE NUMBER CROSS REFERENCE LIST	7-2
PART DESCRIPTION TO PAGE NUMBER CROSS REFERENCE LIST	7-16

CROSS REFERENCE

PART NUMBER TO PAGE NUMBER CROSS REFERENCE LIST

Part Number	Page Number	Part Number	Page Number	Part Number	Page Number
C460919	2-237	06956	2-49, 2-51	08714	2-101, 2-109, 2-119, 2-123
IB3614	4-10	06957	2-103, 2-119	08716	2-71, 2-73, 2-75, 2-107, 2-109, 2-127, 2-131, 2-137, 2-139
00500-15	4-8, 4-9	06960	2-17	08875	2-133
00927	2-111, 2-113	06961	2-67, 2-73	09005	2-111, 2-113
00954	2-143	06962	2-79, 2-81, 3-59	09007	2-127, 2-131, 2-139
00960	2-67, 2-69	06963	2-103	09010	2-83, 2-97, 2-101, 2-107, 2-109, 2-111, 2-113, 2-117, 2-119, 2-133, 3-7, 3-11, 3-15
00966	4-10	06965	3-59	09023	2-119
01316	3-3, 3-57	06968	2-25, 2-27	09028	2-99, 2-105, 2-115, 2-127, 2-131
01493	2-9	06969	2-91, 2-115	09037	2-41
01681	2-17	06972	2-23, 2-25, 2-27	09081	2-125, 2-129
01683	2-29, 2-37, 2-93, 2-97, 3-3, 3-19, 3-25, 3-29, 3-33, 3-37, 3-43, 3-57, 3-59	06988	2-19	09145	2-67
01684	2-5, 2-103, 2-107, 2-109, 2-117, 2-133, 2-137, 2-139, 3-29, 3-37	07255	2-29, 2-31, 2-33	09198	2-97
01685	2-71, 2-73, 2-75, 2-77, 2-83, 2-103, 2-107, 2-109, 2-117, 2-119, 2-121, 2-123, 2-127, 2-131, 2-135, 2-141, 3-3, 3-7, 3-11	07259	2-99, 2-107, 2-109, 2-115, 2-123	09200	2-15, 2-21, 2-53, 2-103, 2-137, 3-19, 3-25, 3-29, 3-33
01686	2-7, 2-99, 2-119, 3-13	07299	2-25, 2-27	09206	3-21, 3-37
01714	2-93, 2-95	07449	2-123	09252	2-15, 2-97, 2-99, 3-37
01754	2-103	07514	3-19	09291	2-103, 2-107, 2-109
01760	2-15	07782	2-19	09738	3-13, 3-37
01762	2-111, 2-113, 3-7, 3-9	07786	2-127, 2-131	09739	2-93, 2-111, 2-113, 2-137, 3-13, 3-19, 3-25, 3-33, 3-43, 3-47, 3-49
02430	4-20	07788	2-127, 2-131	09740	2-9, 2-15, 2-21, 2-53, 2-77, 2-83, 2-103, 2-111, 2-113, 2-115, 2-117, 2-127, 2-131, 2-133, 2-135, 2-139, 2-141, 2-143, 2-167, 2-169, 3-3, 3-5, 3-21, 3-29, 3-37, 3-47, 3-49, 3-57
02706	4-7	07789	2-99	09741	2-115, 2-119
02850	2-15, 2-21, 2-77, 3-21	07790	2-69, 2-79, 2-81	09744	2-133, 3-37
02931	2-123	07791	2-45, 2-47, 2-125, 2-129, 2-163	09832	2-77, 2-79, 2-81
02938	2-105, 4-23	07797	2-163, 2-169	1002789	3-23, 3-25
02942	2-99	07805	2-117, 3-37	1002898	3-21, 3-29
03026	2-55, 2-61	07810	2-107, 2-145	1002899	3-21, 3-29
03192	3-51	08085	2-15	1005086	3-23, 3-25
03495	2-121	08165	2-75, 2-79	1005219	3-39
03922	2-143	08166	2-71, 2-73, 2-75	1005255	3-21
04375	2-69	08170	2-93	1005302	3-19, 3-29, 3-39
04414	2-9, 2-23, 2-25, 2-27, 2-119, 2-121	08171	2-91, 2-105	1005435	3-21, 3-29, 4-23
04706	2-17	08175	2-111, 2-113	1005506	3-19
04733-12	2-115	08179	2-93, 2-99, 2-107, 2-109, 2-119, 3-7, 3-11	1005507	3-19
06532	2-29, 2-31, 2-33, 2-41	08180	2-89	1005508	3-19
06548	2-93	08182	2-95, 2-127, 2-131	1005552	3-19, 3-23, 3-25, 3-29, 3-39
06549	2-15, 2-29, 2-37, 2-87, 3-37, 3-57	08236	2-115	1006400	3-29
06922	2-103	08708	2-9, 2-15, 2-17, 2-19, 2-29, 2-37, 2-55, 2-57, 2-59, 2-61, 2-63, 2-65, 2-77, 2-79, 2-81, 2-93	1006401	3-19
06927	2-21, 2-77	08709	2-7, 2-9, 2-21, 2-49, 2-51, 2-53, 2-55, 2-57, 2-59, 2-61, 2-63, 2-65, 2-67, 2-69, 2-77, 2-81, 2-83, 2-85, 2-87, 2-93, 2-97, 2-127, 2-131, 2-145, 2-167, 3-15	1006415	3-21, 3-39
06928	2-105	08711	2-23, 2-25, 2-27, 2-91	1006416	3-29
06929	2-15	08712	2-13, 2-71, 2-103, 2-107, 2-109, 2-117, 2-119, 2-137, 2-139	1006447	3-19
06938	2-29, 2-37	v08713	2-71, 2-73, 2-75, 2-77, 2-83, 2-97, 2-101, 2-103, 2-107, 2-109, 2-111, 2-113, 2-115, 2-117, 2-119, 2-121, 2-123, 2-125, 2-127, 2-129, 2-131, 2-133, 2-135, 2-141, 3-7, 3-13, 3-15	1007220	2-119
06939	3-57			1007482	2-77, 2-83, 2-85
06942	2-9, 2-19, 2-29, 2-31, 2-33, 2-37, 2-41, 2-45, 2-77, 2-93			1008640	2-67
06943	2-15, 2-23, 2-55, 2-61, 2-75, 2-77				
06944	2-105				
06946	2-31, 2-33, 2-41				
06949	2-51				
06955	2-93, 2-135, 2-141				

CROSS REFERENCE

Part Number	Page Number	Part Number	Page Number	Part Number	Page Number
1008916	2-19	1017218	2-9, 2-15, 2-21, 2-69,	1018549	2-225
1010614	3-43		2-101, 2-107, 2-109,	1018776	2-15
1010668	3-25, 3-29, 3-33, 3-43		2-133, 2-135, 2-139,	1018780	3-21
1010684	3-19		2-141, 2-143, 2-167,	1018883	3-19
1010836	3-19		2-169, 3-5, 3-21, 3-29,	1018884	3-19
1011018	2-234		3-37, 3-47, 3-49, 3-57	1018936	2-167, 4-11
1011019	2-234	1017248	3-49	1018938	3-15, 4-13
1011020	2-234	1017368	2-5	1018939	2-29, 2-37
1011107	2-49, 2-51	1017386	3-39	1019031	2-127
1011216	2-71, 2-73, 2-75	1017413	3-39	1019146	2-115
1011353	2-23	1017415	3-39	1019225	2-7
1011403	3-29, 3-39	1017791	2-7	1019228	2-15
1011412	3-19, 3-25, 3-31, 3-33, 3-43	1017868	1-1, 2-121	1019250	3-57
1011521	3-23, 3-39	1017903	2-89	1019251	2-7
1011780	2-55, 2-57, 2-61, 2-63	1017944	2-103	1019265	2-77, 2-83
1011799	2-77	1017947	2-53	1019273	2-77
1011837	3-41	1017969	2-71	1019295	1-1, 2-125, 2-129
1011885	3-5	1017978	2-55	1019394	2-49
1011895	2-49, 2-51	1017987	2-61	1019416	2-49
1011899	2-55, 2-57, 2-61, 2-63	1018059	2-77	1019424	2-135, 2-141
1012160	2-49	1018097	3-21	1019445	3-47, 3-49
1012248	2-51	1018098	3-19, 3-29	1019630	2-229
1013031	2-71, 2-73, 2-75	1018142	2-71, 2-73	1019636	3-5
1013086	2-49, 2-51	1018155	4-23	1019646	3-27
1013117	2-73, 2-75	1018193	2-107	1019939	2-49
10137	1-1, 2-87	1018194	2-107	1019940	2-49
1013902	3-21	1018196	2-107	1019950	2-231
1014082	3-21	1018197	2-107	1019968	2-77, 2-79, 2-81
1014563	2-67, 2-77, 2-79, 2-81, 2-103, 2-107, 2-109, 2-123, 2-143, 2-145, 3-51	1018199	2-107	1019971	3-47, 3-49
1014575	3-21	1018202	2-107	1020003	2-115
1014705	2-115	1018203	2-103	1020065	2-139
1014747	2-83	1018206	2-107	1020163	2-117
1014843	2-85	1018207	2-103	1020166	1-1, 2-117
1014929	3-29	1018208	2-105	1020168	2-9, 3-37
1014971	4-23	1018209	2-145	1020186	2-21
1014974	3-5, 3-43, 4-23	1018210	2-107	1020207	2-117
1014986	3-29	1018216	2-145	1020208	2-117
1015033	3-5	1018226	2-99	1020209	2-133
1015041	2-77, 2-83	1018227	2-99	1020263	2-139
1015045	2-137, 3-3, 3-13, 3-31, 3-41, 3-57	1018235	2-101	1020320	2-143
1015067	3-25, 3-33	1018236	2-107, 2-109	1020331	2-139
1015205	2-81	1018237	2-107, 2-109	1020335	2-139
1015220	2-103	1018239	2-101	1020394	2-167, 4-17
1015547	2-29, 2-31, 2-33, 2-47	1018240	2-105	1020428	2-133
1015815	2-43	1018241	2-99	1020487	2-15
1015897	2-33	1018244	2-107	1020540	2-9
1015930	2-29, 2-31, 2-38, 2-45	1018245	2-107, 2-109	1020548	2-127
1016354	4-23	1018252	2-145	1020602	2-71
1016463	2-107	1018253	2-107, 2-109	1020708	2-167
1016560	2-33	1018258	2-101	1020828	2-117
1016561	2-47	1018260	2-99	1020904	2-9
1016624	2-71	1018262	2-99	1020949	2-55, 2-57, 2-59, 2-61, 2-63, 2-65
1016837	3-3	1018266	2-99	1021019	2-111, 2-113
1017101	2-133	1018272	2-101	1021047	2-105
1017141	2-237	1018274	2-105	1021090	2-139
		1018275	2-99	1021210	3-5, 4-3
		1018276	2-99	1021265	2-17
		1018280	2-105	1021290	2-87
		1018293	2-105	1021325	3-3
		1018296	1-1	1021327	2-7
		1018300	2-101	1021404	2-123
		1018333	3-25	1021419	2-139
		1018463	2-77	1021439	3-11
		1018495	3-57	1021473	3-11
		1018499	3-19, 3-57		

CROSS REFERENCE

Part Number	Page Number	Part Number	Page Number	Part Number	Page Number
1021497	2-123	1023307	2-131	1025229	2-49, 2-51
1021511	2-121	1023314	2-131	1025405	3-15
1021514	2-55, 2-61	1023464	2-11	1025435	2-9
1021546	2-123	1023476	2-123	1025445	3-17
1021564	3-11	1023482	2-49, 2-51	1025460	2-123
1021579	1-1, 2-165	1023485	3-17	1025480	2-135, 2-141
1021609	2-119	1023486	3-17	1025487	2-93
1021617	3-11	1023487	2-155	1025495	2-93
1021789	2-71	1023488	2-153	1025544	2-157
1021794	3-7	1023489	2-153	1025547	2-155
1021834	2-9	1023499	2-15	1025548	2-157
1021878	3-21, 3-29	1023502	2-135, 2-141	1025551	2-159
1021879	2-139	1023545	2-165	1025601	2-123
1021881	3-57	1023569	2-11	1025619	2-139
1021920	2-139	1023606	2-155	1025620	2-139
1021941	2-107, 2-109	1023607	2-155	1025680	2-119
1021991	2-167	1023608	2-153	1025736	2-15
1022003	2-117	1023609	2-153	1025756	2-145
1022004	2-21	1023617	2-111	1025806	2-21
1022005	2-15, 2-21	1023754	2-143	1025841	2-145
1022007	1-1, 2-117	1023769	2-157	1025872	2-143
1022009	1-1, 2-117	1023779	2-119	1025887	2-143
1022031	2-93	1023853	2-77, 2-83	1025888	2-143
1022069	2-19	1023879	3-51	1025904	2-99
1022105	2-15	1023926	2-17	1025916	2-15
1022106	3-13	1024141	2-226	1025990	3-17
1022111	3-7	1024237	3-29	1025991	3-17
1022113	2-71	1024249	2-89	1025992	3-17
1022135	3-7	1024251	2-161, 4-7	1026003	2-77
1022137	2-135, 2-141	1024260	2-17, 4-19	1026007	2-119
1022140	2-97	1024274	2-87	1026014	2-139
1022165	2-117	1024287	2-13	1026025	2-93
1022167	2-139	1024389	2-133	1026051	2-135, 2-141
1022179	2-117	1024403	2-139	1026067	3-21
1022188	3-7	1024425	2-15	1026074	3-19
1022229	3-5	1024464	2-15	1026080	2-111, 2-113
1022243	2-93	1024478	2-17	1026108	2-117
1022260	3-7	1024500	2-21	1026119	3-15
1022266	3-51	1024535	2-135, 2-141	1026146	3-53
1022276	3-51	1024558	2-135, 2-141	1026222	2-4
1022302	3-7	1024570	2-117	1026223	2-4
1022318	3-13	1024576	2-127, 2-131	1026319	2-163
1022345	2-95	1024584	2-125, 2-129	1026352	2-111, 2-113
1022359	2-117	1024586	1-1, 2-125, 2-129	1026550	2-49, 2-51
1022363	2-117	1024591	2-133	1026576	2-87
1022364	2-29, 2-31	1024599	2-135, 2-141	1026628	2-21
1022370	2-139	1024641	2-119	1026645	2-155
1022372	2-119	1024648	2-119	1026647	2-163
1022377	2-143	1024651	2-125, 2-129	1026664	2-49
1022442	2-119	1024688	2-157, 2-159	1026665	2-21
1022482	2-167	1024695	2-17	1026726	2-21
1022484	2-167	1024703	2-119	1026727	2-135
1022545	2-123	1024764	2-157	1026733	2-157
1022699	2-9	1024853	2-143	1026743	3-57, 4-21
1022736	2-93	1024891	2-143	1026759	2-49, 2-51
1022779	2-97	1024934	2-53	1026825	2-15
1022787	2-97	1024977	3-59	1027007	3-57
1022794	2-71	1025005	1-2, 3-7	1027039	2-141
1022798	2-97	1025100	2-115	1027099	2-77
1022825	2-127, 2-131	1025101	2-237	1027103	2-77
1022831	2-121	1025133	2-165	1027218	2-9
1022978	2-131	1025140	2-95	1027233	2-97
1023239	2-121	1025151	2-125, 2-129	1027237	3-57
1023288	2-23	1025159	3-5	1027267	2-9
1023306	2-127	1025196	2-21	1027290	2-133

CROSS REFERENCE

Part Number	Page Number	Part Number	Page Number	Part Number	Page Number
1027313	2-97	1029379	3-7, 3-9, 4-9	1032743	2-111, 2-113
1027320	2-157	1029399	3-57	1032812	2-51
1027321	2-157	1029497	3-5	1032830	3-51
1027381	2-133	1029543	3-59	1032831	3-51
1027560	3-59	1029545	2-19	1033156	2-21
1027688	2-5	1029646	2-99	1033297	3-21
1027697	2-4	1029652	2-19	1033428	2-67
1027716	1-2, 3-7	1029748	2-133	1033591	2-103
1027719	1-1, 2-121	1029790	3-57	1033624	2-229
1027759	3-60	1029964	2-111, 2-113	1033644	1-1, 2-67
1027798	3-49	1030017	2-9	1033746	2-51
1027800	3-49	1030073	2-23	1033897	2-51
1027810	2-115	1030404	2-153	1033901	2-51
1027856	2-55, 2-57, 2-61, 2-63	1030441	4-24, 4-25	1033975	2-9
1027916	2-7	1030444	4-24, 4-25	1034147	2-123
1027926	3-11	1030511	3-25, 3-33, 3-43	1034149	2-123
1027976	3-57	1030549	3-53	1034388	2-145
1027978	3-57	1030588	2-15, 2-21	1034655	2-51
1028074	2-137	1030593	2-9	1034676	2-51
1028136	2-73	1030617	2-133	1034764	2-11
1028145	2-155	1030709	2-159	1034765	2-11
1028173	2-139	1030863	3-19	1034766	2-11
1028211	2-139	1030864	3-19	1034767	2-15
1028328	2-139	1030878	3-19	1034768	2-11
1028343	2-45	1030910	2-115	1034769	2-11
1028374	2-121	1030911	2-115	1034770	2-11
1028412	2-21	1030969	2-4	1034878	2-165
1028516	2-21	1031011	1-1, 2-125, 2-129	1035031	2-67
1028522	2-139	1031017	2-237	1035044	2-139
1028558	2-73, 2-75, 6-25	1031206	2-15	1035068	2-19
1028559	2-73	1031233	2-133	1035214	2-83
1028570	2-139	1031235	2-133	1035222	2-77
1028582	3-19	1031309	2-141	1035530	2-67
1028635	2-127, 2-131	1031312	2-31, 2-33, 2-41	1035727	2-123
1028690	2-135, 2-141	1031331	1-1, 2-121	1035771	2-67
1028691	2-135, 2-141	1031439	2-23	1035794	3-29
1028697	3-5	1031553	2-63	1035832	2-9
1028701	2-135, 2-141	1031557	2-19	1035976	2-77
1028711	2-31	1031566	2-69	1035997	2-9
1028722	2-41	1031572	3-5	1036240	2-105
1028753	2-73, 2-75	1031575	2-105	1036611	2-103
1028769	2-13	1031609	2-57	1036710	2-155
1028772	2-13	1031610	2-139	1036801	3-29
1028821	2-163	1031614	2-57, 2-63	1036892	2-13, 2-57, 2-59, 2-63, 2-65, 2-79, 2-81
1028822	2-163	1031665	2-9, 2-13, 2-15, 2-17, 2-21	1036939	2-157
1028823	2-163	1031699	2-139, 4-3	1036944	3-17
1028852	2-117	1031796	4-21	1036945	2-155
1028924	2-51	1031797	4-21	1036946	3-17
1028929	2-73, 2-75	1031798	4-21	1036959	2-163
1028972	2-129	1031799	4-21	1036965	3-17
1028979	2-129	1031800	4-21	1036997	2-137
1028994	2-73, 2-75	1031801	4-21	1037011	3-15
1029055	3-57	1031802	4-21	1037032	4-23
1029057	3-37, 3-57	1031803	4-21	1037042	2-159
1029082	2-31, 2-33, 2-41	1031823	1-2, 2-125, 2-129	1037053	2-159
1029118	3-21	1031826	2-7	1037235	2-103
1029128	2-125	1031827	2-7	1037311	6-28
1029132	2-125	1031945	1-1, 2-121	1037346	2-7, 2-79, 2-81, 2-87, 2-105, 2-139, 2-145
1029153	3-57	1032216	2-235	1037355	2-79, 2-81
1029155	3-57	1032242	2-67	1037671	2-103
1029156	3-57	1032323	2-57, 2-63	1037805	3-15, 4-15
1029185	2-137	1032399	2-97	1037809	3-35
1029293	2-51	1032418	2-237	1037816	2-139
1029295	2-51	1032578	3-60		
1029362	2-13				

CROSS REFERENCE

Part Number	Page Number	Part Number	Page Number	Part Number	Page Number
1037825	3-25, 3-33, 3-43	1042711	4-24	1054382	2-83, 2-85
1037947	2-103	1042772	2-33, 2-47	1054428	2-81
1037970	2-19	1042775	2-157	1054558	2-63
1037971	2-19	1042776	2-157	1054575	2-111, 2-113
1038074	2-137	1042968	3-7, 3-9	1054610	2-113
1038115	3-11	1043322	2-83	1054682	2-111
1038123	2-109	1043481	2-31, 2-45	1054776	4-23
1038134	2-109	1043866	3-39	1054857	2-111, 2-113
1038137	2-115, 2-119, 2-127, 2-131, 3-11	1043897	2-79	1055106	2-23
1038159	4-23	1044323	2-101	1055139	2-113
1038258	2-111, 2-113	1044342	3-29	1055170	2-41
1038499	2-77	1044343	3-29	1055377	2-67, 2-69
1038566	2-169	1044367	2-169	1055381	2-67
1038569	2-153	1044393	3-37	1055425	2-67
1038805	2-133	1044993	2-109	1055552	2-35
1038927	2-139	1045272	3-15	1056195	3-59
1038941	2-139	1045415	2-79	1056232	2-33
1039019	3-5	1045419	2-79	1056233	2-41
1039049	2-139	1045433	2-79	1056241	2-73
1039064	2-137	1045444	3-59	1056298	2-103
1039072	2-139	1045447	2-79	1056300	2-47
1039124	2-109	1045530	2-79	1056355	2-57, 2-63
1039149	2-109	1045759	2-159	1056566	2-23
1039155	2-109	1045764	2-77, 2-79, 2-81	1057029	5-11
1039157	2-109	1045940	2-79, 2-81	1057637	4-23
1039163	2-101	1046022	2-23	1057643	2-111, 2-113
1039215	2-101	1046039	2-79	1057707	1-2
1039348	2-127, 2-131	1046090	2-19	1057708	1-2
1039357	3-29	1046173	3-37	1057710	1-2
1039396	2-117	1046237	2-67	1057711	1-2
1039521	2-49	1046798	2-139	1058935	3-39
1039652	2-139	1046962	2-79, 2-81	1058963	3-37
1039757	2-133	1046976	3-9	1059091	1-2, 3-9
1039789	2-169	1046980	1-2, 3-9	1059092	1-2, 3-9
1040018	2-117	1046995	3-9	1059234	4-25
1040117	2-169	1047002	3-9	1059343	2-89
1040216	2-155	1047060	3-9	1059346	2-89
1040306	2-133	1047098	2-133	1059347	2-91
1040318	2-163, 2-165	1047169	2-9	1059372	3-39
1040467	2-17, 2-19, 2-77, 2-79, 2-81, 2-99, 3-37	1047238	1-2, 3-9	1059391	3-39
1040524	2-4	1047295	2-9	1059542	2-103
1040628	2-157	1047625	4-15	1059640	2-4
1040655	2-155	1048166	2-81	1059671	2-91
1040834	3-13	1048295AM	1-1, 2-103	1059677	3-37
1040841	2-11	1048474	2-133	1059878	4-25
1040876	2-169	1048512	2-133	1060130	2-7, 3-13
1041006	2-103	1049242	2-103	1060185	3-37
1041151	2-45, 2-47	1049254	3-29, 3-39	1060273	3-37
1041152	2-45, 2-47	1049259	3-29	1060291	3-37
1041291	2-77	1049919	2-19	1060292	3-37
1041389	3-17	1050003	2-237	1060517	4-23
1041822	2-13	1050295	3-51	1060521	2-89
1041920	2-103	1050436	2-155	1060596	3-39
1041953	2-135, 2-141	1050437	2-155	1060624	3-37
1041984	2-103	1052017	3-39	1060693	3-39
1042003	2-135	1052124	2-115	1060695	4-23
1042010	2-141	1052170	2-79	1060719	3-37
1042028	2-23	1052336	3-39, 4-23	1060871	3-46
1042499	2-5	1052342	2-115	1060880	3-46
1042500	2-5	1052726	3-37	1060881	3-46
1042504	2-5	1052885	2-105	1060942	2-7
1042686	2-115	1053078	3-37	1061045	3-43
1042710	4-24, 4-25	1053320	2-103	1061937	2-79
		1053464	4-23	1061973	2-89
		1053838	2-7, 2-105, 3-13	1061974	2-91

CROSS REFERENCE

Part Number	Page Number	Part Number	Page Number	Part Number	Page Number
1062116	2-33, 2-47	1071439	2-21	17461	2-107, 2-109, 2-115, 2-127, 2-131, 3-11
1062403	3-39	1071440	2-35, 2-43	17521	2-137
1062566	2-7, 2-105	1071481	2-87	17980	2-17, 2-163
1062804	3-37	1071482	2-87	19064	2-77, 2-103, 3-55
1062813	2-237	1071502	2-35	19065	2-15, 3-37
10632-1	2-105	1071603	2-225	19066	2-15, 2-21, 2-67, 2-87, 2-99, 3-37, 3-47, 3-49, 3-57
10632-13	2-105	1071616	2-9	19191	3-7, 3-9
10632-19	3-19, 3-29	1071653	2-234, 6-25	19312	2-31, 2-33, 2-35, 2-41, 2-43
10632-2	3-5	1071654	2-234, 6-25	19313	2-67, 3-51
10632-4	2-105, 3-37	1071727	2-69	19315	2-23, 2-31, 2-33, 2-35, 2-41, 2-43
10632-8	2-15	1071785	2-81	19317	2-31, 2-33, 2-41
1063456	2-234	1071947	3-46	19583	2-89
1063457	2-234	1072408	2-35, 2-43	19760	2-53
1064370	2-231	1072421	2-69	20021	2-105
1064371	2-229	1072559	2-35, 2-43	20170	2-93
1064440	2-237	10832	2-23	20394	2-19, 3-57
1064662	2-237	10917	4-21	20634	2-103
1065342	2-237	11442-1	2-45, 2-47	20778	2-87
1065343	2-237	11842	2-97	20833	1-1, 2-123
1065793	3-51	11984	2-55, 2-61, 3-21	20944	3-5
1066893	2-15	12295	2-111, 2-113	20951	3-5, 4-23
1067700	2-137	12309	2-105	20952	3-5
1068811	2-111, 2-113	12317	2-7, 2-107, 2-109, 2-119, 3-13	21168	2-21
1068812	3-9	12323	2-105, 3-37	21195	2-67
1069019	1-2	13048	2-47	21196	3-59
1069020	1-2	13534	2-111, 2-113	21197	2-49, 2-97
1069562	2-115	13698	2-163	21198	2-161, 3-53
1069933	2-99	13904	4-11, 4-13, 4-15, 4-17	21601	2-121, 3-9
1070222	2-125, 2-129	13907	4-7, 4-17	21602	2-121
1070348	2-27	14432	2-55, 2-57, 2-59, 2-61, 2-63, 2-65	21603	2-121, 3-9
1070426	2-69	14595-1	2-93	21606	2-121
1070431	2-69	14605	2-93	21623	2-105
1070434	2-81	14838	2-5	21657	4-20
1070619	2-69	14877	3-3, 3-5, 3-19, 3-29, 3-39	21659	4-20
1070731	2-85	150100	3-19	21851	2-15
1070751	2-25, 2-27	150516	2-31, 2-45	21933	4-19
1070756	2-25, 2-27	150525	3-21	21934	4-19
1070764	2-69	150538	3-29	21935	4-19
1070787	2-65	150540	3-29, 4-23	21955	4-9
1070788	2-59, 2-65	150713	3-29	21956	4-9
1070798	2-97	15331	2-19	21958	4-9
1070819	2-97	15539	2-5	222267	2-133
1070822	2-59, 2-65	15543-2	2-55, 2-61	222268	2-101, 2-107, 2-109
1070833	2-59, 2-65	15648	2-135, 2-141	222290	2-87
1070850	2-69	15675	2-111, 2-113, 2-135, 2-141	222375	3-43
1070860	2-81	15678	2-103, 3-29	222463	2-125, 2-129
1070890	2-69	16213	2-97	222496	2-71, 2-73, 2-75, 2-111, 2-113
1070955	2-81	16431	2-155	222505	2-71, 2-73, 2-75, 2-123
1071003	2-75	16695	4-8, 4-9	222516	2-135, 2-141
1071061	2-89	16735	2-67, 2-69, 2-139, 3-11	22290	2-17
1071099	2-85	16931	2-9, 2-15, 2-19, 2-21, 2-49, 2-51, 2-53, 2-55, 2-61, 2-67, 2-69, 2-79, 2-83, 2-85, 2-89, 2-93, 2-143	22297	2-77, 2-83, 2-85
1071107	2-69	16944	2-99	22308	2-53
1071108	2-69	16968	2-13	223080	2-15
1071110	2-69	17185	2-111, 2-113, 3-19	223198	2-115
1071113	2-75	17284	3-13	223470	3-7
1071144	2-69	17414	2-53	223599	2-13
1071145	2-69			22790	4-3
1071155	2-25			23146	2-7, 2-105, 3-13
1071173	2-163				
1071376	2-75				
1071388	2-51				
1071397	6-25				
1071398	6-25				
1071404	2-59				
1071418	2-75				

CROSS REFERENCE

Part Number	Page Number	Part Number	Page Number	Part Number	Page Number
23156	2-53	32491	2-7, 2-9, 2-15, 2-17, 2-19, 2-49, 2-51, 2-53, 2-55, 2-57, 2-59, 2-61, 2-63, 2-65, 2-67, 2-69, 2-73, 2-77, 2-79, 2-81, 2-83, 2-85, 2-89, 2-93, 2-111, 2-113, 2-115, 2-117, 2-135, 2-139, 2-141, 2-163, 2-165, 2-167, 3-11, 3-13, 3-15, 3-51	35904	2-163
23211	2-99			360023	2-91
23285	4-3			360074	2-91
23498	2-135, 2-141, 2-143, 2-145			360270	2-91
23524-1	2-119			360271	2-91
23788	2-93			360272	2-91
24012	2-71, 2-73			360273	2-91
24047	2-53			360274	2-91
24105	3-3			360275	2-91
24196	3-43, 3-47, 3-49			360276	2-91
24199	2-93	32492	2-7, 2-15, 2-49, 2-53, 2-73, 2-75, 2-79, 2-81, 2-97, 2-105, 2-163, 3-7, 3-9, 3-51, 3-53, 3-59	360801	2-127, 2-131, 2-139
24265	2-21, 3-3			360802	2-91
24299	2-5			360824	2-103
24339	2-89			360952	2-103
24358	2-139, 4-3			360973	2-133
24543	3-5	32493	2-23, 2-25, 2-27	361044	2-155
24544	3-3, 3-19, 3-29, 3-39	32509	4-23	361047	3-17
24555	2-121, 2-123, 3-9	32716	2-53, 2-67	361071	2-13
24698	3-39	32746	2-5	361073	2-13
24928-1	2-53	32975	2-103	361075	2-13
24929	2-53, 3-29	32981	2-49, 2-51, 2-143	361339	2-79, 2-93, 2-95, 2-105, 2-117, 3-3, 3-19, 3-21
24976	2-23	32982	3-37		
25014	2-73, 2-75	32983	2-15, 2-67	36159	2-35, 2-43
25046	3-7, 3-9	32987	2-89	363162	2-121
25122	1-1, 2-165	32988	2-67	36328	2-127, 2-131
25611	3-7, 3-9	331385	3-60	363301	2-121
25686	2-111, 2-113	331386	3-60	363413	1-2
25735	2-123, 2-125, 2-129	331388	3-60	363458	2-7
27048	2-45, 2-49, 2-53	331389	3-60	363976	2-9, 2-67
27767	2-33, 2-47	331390	3-60	364347	2-93
28854	4-9	331391	3-60	364441	2-121, 3-15
29557	3-11	331392	3-60	364587	2-99
29558	3-11	331393	3-60	364749	2-15
29584	2-119	331394	3-60	364864	2-93
30407	2-77, 2-79, 2-81	331395	3-60	364948	2-93
31241	2-145	331396	3-60	365004	3-17
313174	2-93	331397	3-60	365164	2-55, 2-61
31354	4-8, 4-9	331398	3-60	36643	2-53, 2-97, 2-143, 2-145
31375	4-8	331399	3-60		
31379	4-8	331400	3-60	36644	2-115
31383	4-8	331401	3-60	36658	2-103
31543	3-33, 3-43	331402	3-60	36661	2-103
31613	1-1, 2-165	331403	3-60	367313	2-109, 2-119
32126	2-89	331404	3-60	367679	2-103
32183	2-105, 3-5	331405	3-60	367770	2-119
32483	2-15, 2-17, 2-29, 2-31, 2-33, 2-37, 2-41, 2-49, 2-51, 2-55, 2-61, 2-71, 2-73, 2-75, 2-77, 2-79, 2-103, 2-105, 3-37	331406	3-60	367771	2-7
		331407	3-60	367949	2-133
		331408	3-60	367974	3-53
		331409	3-60	368391	2-15
		33295	3-3	36845	3-11
32485	2-23, 2-25, 2-27, 2-67, 2-73, 2-97, 2-115, 2-123, 2-145, 2-161	33373	2-123	369359	3-7, 3-9, 3-59
		33401	2-117	369704	2-87
		33580	4-5	369745	2-55, 2-57, 2-59, 2-61, 2-63, 2-65
32486	2-17, 2-23, 2-25, 2-27, 2-77, 2-91, 2-105, 3-11	33671	2-87	369746	1-1, 2-55, 2-57, 2-59, 2-61, 2-63, 2-65
		33812	2-169		
32490	2-9, 2-23, 2-31, 2-33, 2-35, 2-41, 2-43, 2-45, 2-75, 2-77, 2-79, 2-81, 2-93, 2-95, 2-97, 3-19, 3-21	33932	2-21, 2-97, 2-125, 2-129, 3-3, 3-37	369747	2-55, 2-57, 2-59, 2-61, 2-63, 2-65
		34178	4-5		
		34323	2-145	369811	3-3
		34359	3-15	370100	2-121
		34411	2-7, 2-105, 3-13	371503	6-21
		35493	4-10	371509	6-17
		35707	2-53	371527	2-67
		35710	2-53	371562	6-17

CROSS REFERENCE

Part Number	Page Number	Part Number	Page Number	Part Number	Page Number
371770	2-45, 2-47	371983	5-7	372053	5-9
371790	3-60	371984	5-7	372055	5-12
371854	2-57, 2-63	371986	5-7	372056	5-12
371855	2-23	371987	5-7, 5-8	372057	5-12
371860	2-23, 2-71, 2-73	371988	5-7	372058	5-12
371861	2-71, 2-73	371990	5-3, 5-7	372059	5-12
371863	2-67	371991	5-7	372060	5-12
371865	2-67	371992	5-8	372066	5-9
371866	2-23	371993	5-7	372235	2-234
371868	2-23	371994	5-7	372236	2-234
371869	2-23	371995	5-8	372237	2-234
371870	2-23	371996	2-23, 5-7	372440	1-1, 2-49, 2-51
371871	2-67	371997	5-7	372470	2-31, 2-33, 2-35, 2-41, 2-43
371872	2-67	371998	5-7		
371876	2-23	371999	5-3, 5-5	372482	2-37
371877	2-23, 2-45, 2-47	372000	5-7	372484	2-37
371890	2-23	372001	5-7	372489	2-29
371931	5-5	372002	2-23, 5-7	372491	2-71
371932	5-5	372003	5-7	372492	6-25
371933	5-5	372004	5-7	372493	2-29, 2-37, 6-25
371934	5-5	372005	5-7	372497	2-38
371935	5-5	372007	5-3	372498	2-37
371936	5-5	372008	5-3	372500	2-37
371937	5-5	372009	5-11	372501	2-38
371938	5-5	372010	5-11	372503	2-37
371940	5-8	372011	5-11	372506	2-37
371941	5-8	372012	5-11	372507	2-37
371942	5-5	372013	5-11	372510	2-37
371943	5-8	372014	5-11	372511	2-37
371944	5-5	372015	5-11	372512	2-37
371945	5-5	372016	5-11	372514	2-37
371946	5-5	372017	5-11	372515	2-37
371947	5-7	372018	5-3	372517	2-37
371948	5-7	372019	5-3	372518	2-37
371949	5-7	372020	5-9, 6-16	372523	2-37
371950	5-7	372021	5-9	372528	2-37, 2-45
371951	5-7	372022	5-3	372529	2-45, 2-47
371952	5-7	372023	5-3	372534	2-29, 2-31, 2-41
371954	5-3	372024	5-3	372537	2-29, 2-37
371955	5-3	372025	5-3	372539	2-45, 2-47
371956	5-3	372026	5-3	372541	2-23
371957	5-3	372027	5-3	372542	2-29
371958	5-3	372028	5-3	372543	2-29, 2-31, 2-33, 2-41
371959	5-8	372029	5-3	372544	2-29, 2-31, 2-33, 2-37
371960	5-8	372030	5-3	372545	2-29, 2-31, 2-33
371961	5-8, 5-11	372031	5-3	372546	2-29
371962	5-5	372032	5-3	372547	2-29, 2-31, 2-33, 2-37, 2-41
371963	5-5	372033	5-3		
371964	5-5	372034	5-3	372548	2-31, 2-33, 2-37, 2-41
371965	5-5	372035	5-3	372549	2-29, 2-31, 2-33, 2-37, 2-41
371966	5-5	372036	5-3		
371967	5-5	372037	5-3	372550	2-29, 2-31, 2-33, 2-37, 2-41
371968	5-5	372038	5-3		
371969	5-5	372039	5-3	372554	2-23
371970	5-5	372040	5-11	372556	2-23
371971	5-5	372041	5-11	372557	2-67
371972	1-1, 2-23, 5-8	372043	5-11	372558	2-37
371973	5-8	372044	5-11	372560	5-8
371975	5-8	372046	5-11	372563	2-29
371976	5-5	372047	5-3	372566	2-29
371977	5-5	372048	5-3	372567	5-7
371978	5-5	372049	5-9	372569	2-37
371979	5-5	372050	5-9	372572	5-7
371980	5-7	372051	5-9	372573	5-3
371981	5-7	372052	5-9	372574	5-3

CROSS REFERENCE

Part Number	Page Number	Part Number	Page Number	Part Number	Page Number
372575	1-1, 5-12	373659	4-11	384979	2-45, 2-47, 6-22, 6-29
372576	2-37	373660	4-11	384980	2-41
372577	2-37	373661	4-13	384983	2-45
372579	2-37, 2-41	373662	4-13, 4-15	384984	2-45, 2-47
372580	2-37	373663	4-13, 4-15, 4-17	384985	2-31, 2-33, 2-41
372582	2-37	373664	4-13, 4-15, 4-17	384986	2-45, 2-47
372603	5-12	373665	4-17	384990	2-234
372605	2-37	373666	4-17	384991	2-41
372606	2-37	373667	4-17	384992	2-31, 2-33
372607	2-37	373668	4-17	384995	2-31, 2-33, 2-41
372608	2-37	373669	4-17	384996	2-41
372609	2-37	373670	4-13, 4-17	384997	2-234
372610	2-37	373671	4-17	384998	2-234
372611	2-37	373672	4-13, 4-15, 4-17	384999	2-234
372612	2-37	373673	4-13, 4-17	385001	6-15
372613	2-37	373678	4-7	385009	2-51
372615	1-1, 2-37, 2-45	373679	4-7	385011	6-22
372616	5-11	373680	4-7	385015	6-15, 6-16, 6-19, 6-21, 6-22
372857	2-37	373681	4-7	385029	2-23
372858	2-29	373683	4-15	385644	3-23, 3-25, 3-31, 3-41, 3-43, 3-57
372862	2-23	373684	4-15	385685	2-133, 2-139, 3-5
372863	3-60	373685	4-15	386088	2-127, 2-131
372882	5-3	373686	4-15	386264	2-121
372891	6-25	374224	2-237	386298	2-121, 3-9
372898	2-37	374560	2-89	386652	3-5
372953	2-23	374563	2-89	387237	2-121
373217	4-5	375321	3-57	387281	2-157
373226	4-5	375322	3-3	387433	2-121
373236	4-5	37555	4-8, 4-9	387500	2-121
373260	4-5	37616	4-5	388552	5-11
373291	4-5	377236	3-17	38968	4-5
373297	4-5	377349	2-133, 3-3	390994	2-133
373298	4-5	37756	4-5	391368	2-19
373299	4-5	379609	2-89, 4-5	39210	2-113, 2-167, 3-15
373317	4-7	379791	2-107, 2-109	392171	2-13
373327	4-7	379870	2-127, 2-131	392609	2-143
373346	4-7	381391	2-59, 2-65	392629	2-49
373347	4-7	381502	2-93	392645	2-53
373348	4-7	381858	2-155	39277	2-7, 2-9, 2-49, 2-51, 2-53, 2-55, 2-57, 2-59, 2-61, 2-63, 2-65, 2-69, 2-77, 2-79, 2-81, 2-85, 2-103, 2-135, 2-141, 2-163, 2-165
373389	4-7	381862	2-155	39278	2-97
373391	4-7	382099	2-115	39279	2-93
373393	4-7	382224	2-93	39281	2-69, 2-123
373394	4-7	382320	2-133, 2-139	39283	2-7, 2-9, 2-23, 2-79, 2-163
373395	4-7	382516	2-13	39284	2-71, 2-73, 2-75, 3-59
373398	4-7	38255	4-5	39285	2-145
373402	4-7	383165	2-13	39308	2-127, 2-131
373413	4-7	383912	2-49	39311	2-9, 2-67, 2-103
373427	4-7	384418	2-21, 2-125, 2-129	39312	2-103
373429	4-7	384419	2-21	393135	2-125, 2-129
373434	4-7	384442	2-67, 2-71, 2-73	393209	2-67
373493	4-7	384961	5-5	393215	2-89, 2-99
373494	4-7	384962	5-8	393255	3-13
373631	4-17	384963	5-5	39349	2-9, 2-15, 2-21, 2-67, 2-69, 2-75, 2-79, 2-97, 2-127, 2-131, 2-133, 2-135, 2-141
373633	4-11, 4-13, 4-15	384964	5-5	39350	2-89
373637	4-11	384966	5-7		
373639	4-11	384968	5-7		
373640	4-11, 4-13, 4-15, 4-17	384970	2-45, 2-47		
373642	4-13, 4-15, 4-17	384971	2-45, 2-47		
373646	4-13, 4-15, 4-17	384972	2-31, 2-33, 2-41		
373647	2-169, 4-11, 4-13, 4-15, 4-17	384973	2-45, 2-47		
373648	4-11, 4-13, 4-17	384974	2-29, 2-31, 2-33, 2-41		
373656	4-11, 4-13, 4-15	384975	2-45		
373657	4-11, 4-13, 4-15, 4-17	384976	2-41		
373658	4-11, 4-13, 4-15, 4-17	384977	2-45, 2-47		
		384978	2-45, 2-47		

CROSS REFERENCE

Part Number	Page Number	Part Number	Page Number	Part Number	Page Number
394916	2-234	43844	2-29, 2-31, 2-38, 2-45, 2-77, 2-83, 2-85, 3-3, 3-5, 3-29, 3-39	53400-1	2-53
394921	2-234			53400-4	2-53
39527	4-8			53466	2-7, 2-9, 2-77, 2-85, 2-87, 2-163, 3-21
39534	2-143	44868	2-111, 2-113, 2-145, 2-161, 2-167, 3-15	53485	2-145, 4-10
395825	2-107	44869	2-145, 2-161, 2-165, 3-15	53947	2-97
395973	2-167, 3-15			53953	2-97
395974	2-167, 2-169, 3-15	44961	4-23	54017	2-153
396221	2-153	45622	4-5	54051	2-89
396255	2-155	45623	4-5	54052	2-89
396266	2-155	45628	4-8, 4-9	54087	2-89
396438	2-155	46236	3-49	54095	4-10
396476	2-167, 3-15	46314	2-29, 2-37	54205	2-97
397648	3-53	46480	2-167	54274	2-77, 2-79, 2-81, 2-143, 2-145
39785	2-67	46481	2-163		
39810	2-23	46482	2-165, 2-169	54275A	2-143, 2-145
39811	2-115	46559	2-97	54333	2-31, 2-45, 2-49, 2-51, 2-59, 2-65, 2-87, 3-13, 3-19, 3-23, 3-25, 3-29, 3-31, 3-33, 3-39, 3-41, 3-43
398279	2-55, 2-57, 2-59, 2-61, 2-63, 2-65	46563	2-93		
398468	2-49, 3-19	46785-1	2-119	54390	2-91
398474	3-19	46800	3-7	54607	2-93
398500	3-57	47504	3-15	54615	2-139
398501	2-13	47512	2-161	54655	2-97
398508	2-13	47513	2-161	54861	2-143
39924	2-105	47522	2-89, 2-167	55272	3-49
40362	2-165	47585	2-17	55455	2-165
40607	2-105	47638	2-99	55586	2-111, 2-113, 2-167, 2-169, 3-15
40678	2-163	47719	3-13		
41130	2-143	47752	2-163	55685	3-15
41139	2-21	47801	2-89	55845	3-53, 3-55, 3-59
41141	2-117	48079	2-97	55926	4-7
41142	2-67	48126	2-51	56078	2-111, 2-113
41169	2-95, 2-97	48267	2-49	56185	2-17
41178	2-15, 2-21, 2-77, 2-79, 2-81, 2-145	48790	3-39	56186	2-229, 3-19, 3-29, 3-37, 3-57
41185	2-127, 2-131	48813	4-10	56690	2-17, 2-165, 3-15, 3-17
41186	2-67, 2-69, 2-97, 2-135, 2-141, 2-143, 3-11	48985	2-115, 3-11		
41187	2-73, 2-97, 2-119, 2-127, 2-131	48996	2-67	56692	3-7
41295	3-3, 3-5	48998	2-67, 2-69	56820	2-17, 2-167, 2-169, 3-15
41315	2-137	49145	2-91		
41346	3-11	49266	2-13, 2-29, 2-31, 2-79, 2-89, 2-113, 3-19, 3-39	56821	3-7, 3-9
41359	3-37	49697	2-125, 2-129	56835	2-17
41361	2-23	49800	2-15, 2-77	56992	2-13
41399	2-95	49883	2-69, 2-167	57189	2-143
41430	2-53, 2-77, 2-79, 2-81, 2-145, 2-163, 3-51, 3-59	49933	2-143, 2-167, 2-169	57248	3-29
41445	2-127, 2-131	50161	2-163	57297	2-53
41579	4-23	50178	3-13	57315	2-89
41619	2-115, 2-119, 2-127, 2-131	50335	2-23, 2-97	57569	2-81
42011	2-67	50544	2-137	57702	3-59
42120	2-115	50646	2-105	57804	2-87, 2-234
42120-1	2-99	50901	3-39	57946	2-157
42133A	3-3, 3-19, 3-29, 3-39	50960	2-145	58311	2-93
42180	2-95	51109	2-93	58366	2-83
42215	2-145	51176	2-23, 2-25, 2-27	58494	2-15
42223	2-89	51305	2-29, 2-31, 2-38, 2-45, 2-77, 2-83, 2-85	58589	2-53
42226	2-143, 2-167, 2-169, 3-15	51338	2-89	58590	2-53
42467	2-97	51339	2-89	58592	2-165
43555	2-121, 2-135, 2-141	51560-5	2-55, 2-61	58819	2-7, 2-9, 2-95
		51754	2-157	58842	2-89
		51787	2-163	58979	2-139
		51824	2-115	59009	2-93
		51839	2-29, 2-31, 2-33, 2-38, 2-45, 2-47	59156	2-53, 3-11
		52405	4-5	59194	2-127
		53076	2-161		

CROSS REFERENCE

59195	2-131	70709	2-17	76099	2-117, 3-21, 3-25, 3-33, 3-43
59378	4-10	70717	2-17	761490	2-7, 3-13
59542	2-99	71204	2-119	762249	3-19
59577	2-17, 2-169, 3-17	71340	2-89	762282	2-33, 2-47
59633	3-11	71341	2-89	762514	2-87
59649	2-145	71367	2-93	763042	2-101
59668	2-95	71369	2-115	763090	2-115
59735	2-145	71556	2-155	763114	3-19
59962	2-93	71607	2-127, 2-131	763116	2-103, 3-19, 3-25, 3-33
59967	2-145	71726	2-165	76316	2-167, 3-17
60090	2-163, 3-15	71727	2-167, 2-169	76426	2-139
60295	2-87	71729	2-111, 2-113, 4-8	76570	2-69, 2-135, 2-141
607775	4-23	71735	2-155	768481	2-17
61490	4-8, 4-9	71741	2-155	76958	2-67
61869	2-33	71868	3-11	769785	3-57
62471	2-163	71869	3-11	77003	4-11, 4-17
62595-15	2-51	71874	3-11	77005	4-11, 4-13, 4-15, 4-17
630164	3-39	71941	2-19	77006	4-17
630371	3-3	72897	2-99	77097	2-107, 2-109, 2-119, 2-127, 2-131, 2-167, 2-169, 3-11
63175-1	3-11	72926	2-89	77098	2-115, 3-11
63233	3-11	72968	3-39, 3-55	77345	2-89
63234	2-97	72970	2-17	78122	2-53
63244-2	3-3	73027	2-17	78398	3-3, 4-3
63245-1	3-19	73260	3-3, 4-20	78829	4-3
63378	2-53	73281	2-89	78830	4-3
63430	3-53, 3-55	73342	4-3	78833	4-3
63448	3-53, 3-55	73411	2-97	78836	4-3
63451	3-53, 3-55	73433	3-3	78838	4-3
63468	2-123	73468	3-3	78839	4-3
63810	2-29, 2-31, 2-33, 2-38, 2-45, 2-47, 2-137, 3-3, 3-5, 3-13, 3-23, 3-25, 3-31, 3-33, 3-41, 3-43, 3-57	73471	2-29, 2-31, 2-38, 2-45, 2-77, 2-83, 2-85	78840	4-3
63923	4-20	73736	2-13	78841	4-3
63987-1	3-39	74077	2-21	78842	4-3
64379	2-107	74090	2-135, 2-141	78843	4-3
64425	2-123, 2-125, 2-127, 2-129, 2-131, 3-7	74094	4-8, 4-9	78875	4-20
64743	3-19	74095	4-8	78950	4-21
64778	3-39, 3-57	74098	4-8, 4-11, 4-17	78951	4-21
65145-1	2-161	74099	4-8	78952	4-21
65180	2-123	74100	4-8, 4-9	79273-1	3-23, 3-25
65215	2-165	74122	4-5	79273-2	2-137
65230	4-9	74123	4-5	79380	2-143
65241	4-8	74125	4-5	79381	2-71, 2-73, 2-77, 2-83, 2-85
65441	2-95	74165	4-5	79484	3-3
65580	3-55	74166	4-5	79497	3-3
65581	3-39	74167	4-5	79506	2-135, 2-141
65695	2-111, 2-113	74168	4-5	79729	4-5
67004	3-53, 3-55	74180	4-7	79828	4-5
67555	2-115	74183	4-19	80288	2-9
67767	2-45, 2-77, 2-95	74185	4-19	80395	2-121, 2-135, 2-141
67811	2-161	74193	4-19	80409	2-123
68866	2-95	74196	4-19	80950	2-123
68869	2-87	74222	4-19	81784	2-127, 2-131
69173	2-167, 2-169	74225	4-7	81952	2-123
69234	2-53, 2-65	74226	4-7	82727	2-9
69582	2-93	74232	4-19	82739	2-105
69657	3-53, 3-55	74233	2-143, 4-10	82832	2-89
69659	3-53, 3-55	74237	4-7	82839	3-13
69785	2-133	74243	4-19	83578	2-29, 2-31, 2-38, 2-45
70096	4-7	74244	4-19	83874	1-1, 2-121
70100	4-7	74245	4-19	83879	2-97
70157	2-9	74250	4-8, 4-9	84170	2-97
70563	2-111, 2-113	74440	2-97	84597	1-2
70622	2-17	74454	2-145	86508	3-3
70623	2-17	74455	2-7, 2-77, 2-163	86636	2-139
		75456-3	2-143		
		75456-4	2-143		
		75968	2-17		

CROSS REFERENCE

Part Number	Page Number	Part Number	Page Number	Part Number	Page Number
86659	2-91	9004565	3-60	9010240	6-18, 6-19
86751	2-93	9004674	5-11	9010241	6-18
86759	3-7	9004675	5-11	9010242	6-18
86866	2-115	9004880	2-13	9010243	6-19
87536	2-13	9005165	2-133	9010244	6-19
87631	2-111, 2-113	9006257	3-60	9010245	6-20
87730	2-49	9006334	2-7, 2-105, 3-13	9010246	6-20
87738	2-83, 2-85	9006386	2-113	9010247	6-25
87816	2-127, 2-131	9006398	2-111, 2-113	9010248	6-25
87866	1-1, 2-13	9006618	2-41, 6-30	9010249	6-25
9000355	2-49, 2-51	9006619	2-33, 2-41, 6-28	9010250	6-9
9000846	3-49	9006620	2-47	9010251	6-9
9000879	3-49	9006634	2-23	9010252	6-9
9001310	3-57	9006635	2-23	9010253	6-9, 6-21
9001314	3-51	9006812	2-79	9010254	6-9
9001321	3-47	9006895	2-23	9010255	6-25
9001327	3-49	9006917	2-67	9010256	6-25
9001334	3-53, 3-55	9007088	2-67	9010257	6-25
9001338	3-59	9007131	3-47	9010258	6-25
9001509	6-7	9007142	2-161	9010259	6-25
9002380	2-9	9007380	1-1, 2-47	9010260	6-25
9002381	2-9	9007381	1-1	9010261	6-25
9002392	2-13	9007382	1-1	9010262	6-16, 6-25, 6-29
9002393	2-77	9007423	2-41, 6-30	9010263	6-25
9002394	2-71, 2-73	9007424	2-41, 6-30	9010264	6-25, 6-29
9002395	2-49	9007513	2-7	9010266	6-27, 6-28
9002398	2-165	9007552	2-47	9010267	6-28
9002399	2-7	9007553	2-47	9010268	6-27, 6-28
9002400	2-7	9007882	3-37, 4-23	9010269	6-28
9002401	2-7	9007883	4-23	9010270	6-28
9002409	2-9	9007912	2-13	9010271	6-28
9002435	2-13	9007913	2-13	9010272	6-29
9002553	1-1	9008193	6-29	9010273	6-29
9002554	1-1	9008197	2-23, 5-7	9010274	6-29
9002555	1-1	9008248	2-89	9010275	6-29
9002613	1-1	9008757	4-25	9010276	6-29
9002683	2-145	9008804	6-29	9010277	6-29
9002684	2-143	9008805	6-25, 6-29	9010278	6-29
9002708	4-3	9008806	6-30	9010279	6-29
9002709	4-3	9008807	6-30	9010280	6-29
9003008	4-24	9008808	6-30	9010281	6-15
9003009	4-24, 4-25	9008848	4-25	9010282	6-15
9003070	2-133	9008868	3-29, 4-25	9010283	6-15
9003071	2-133	9010096CE	2-81	9010284	6-15
9003313	2-139	9010215	6-22	9010285	6-15
9003345	5-3	9010217	6-20	9010286	6-15
9003390	2-31, 2-33	9010219	6-20	9010287	6-15
9003391	2-41	9010222	6-17	9010288	6-15
9003434	2-9	9010223	6-17	9010289	6-22, 6-23
9003435	2-9	9010224	6-17	9010290	6-22
9003436	2-9	9010225	6-17	9010291	6-22
9003449	2-139	9010226	6-17	9010293	6-22
9003453	2-13	9010227	6-17	9010294	6-22
9003455	2-143	9010228	6-17	9010295	6-22
9003461	2-143	9010229	6-17, 6-21	9010296	6-16
9003610	2-51	9010230	6-17	9010297	6-16
9003793	2-135	9010231	6-17	9010298	6-16
9003794	2-141	9010232	6-18	9010302	6-16
9003832	2-73	9010233	6-18	9010303	6-16
9003926	3-60	9010234	6-18	9010305	6-23
9004117	2-133	9010235	6-18	9010306	6-23, 6-26
9004493	2-121	9010236	6-18	9010307	6-23
9004514	4-24	9010237	6-18	9010308	6-23
9004515	4-24	9010238	6-18	9010309	6-23
9004564	3-60	9010239	6-16, 6-18	9010310	6-23

CROSS REFERENCE

9010311	6-7	9010463	6-4	9010539	6-9
9010312	6-7	9010464	6-4	9010540	6-9
9010313	6-7	9010465	6-4	9010541	6-9
9010314	6-30	9010466	6-4	9010542	6-9
9010317	6-29	9010467	6-5	9010543	6-9
9010327	6-26	9010468	6-5	9010544	6-9
9010330	6-27	9010469	6-5	9010545	6-9
9010331	6-27	9010470	6-5	9010546	6-9
9010359	6-18	9010471	6-5	9010547	6-9
9010360	6-18	9010473	6-5	9010548	6-9
9010366	6-25	9010479	6-5	9010549	6-9
9010367	6-25	9010480	6-5	9010550	6-9
9010371	6-21	9010481	6-5	9010551	6-9
9010372	6-21	9010482	6-5	9010552	6-9
9010373	6-21	9010483	6-5	9010553	6-9
9010374	6-21	9010484	6-5	9010554	6-9
9010375	6-21	9010485	6-5	9010555	6-9
9010376	6-21	9010487	6-7	9010556	6-9
9010377	6-21	9010488	6-7	9010557	6-9
9010380	6-21	9010489	6-7	9010559	6-9
9010382	6-15	9010490	6-7	9010560	6-9
9010383	6-15	9010491	6-7, 6-9	9010561	6-9
9010384	6-15	9010492	6-7	9010562	6-9
9010391	6-29	9010493	6-7	9010563	6-9
9010419	6-3	9010494	6-7	9010564	6-9
9010420	6-3	9010495	6-7	9010565	6-9
9010421	6-3	9010496	6-7	9010567	6-9
9010422	6-3	9010497	6-7	9010568	6-9
9010423	6-3	9010498	6-7	9010569	6-9
9010424	6-3	9010499	6-7	9010570	6-11
9010425	6-3	9010500	6-7	9010571	6-11
9010426	6-3, 6-12	9010501	6-7	9010572	6-11
9010427	6-3	9010502	6-7	9010574	6-11
9010428	6-3	9010503	6-7, 6-13	9010575	6-11
9010429	6-3	9010504	6-7	9010576	6-11
9010430	6-3	9010505	6-7	9010577	6-11
9010431	6-3, 6-5	9010506	6-7	9010578	6-11
9010432	6-3	9010507	6-7	9010579	6-11
9010433	6-3	9010508	6-7	9010580	6-11
9010434	6-3	9010510	6-7	9010581	6-12
9010435	6-3	9010511	6-7	9010582	6-12
9010436	6-3	9010512	6-7	9010583	6-12
9010437	6-3	9010513	6-10	9010585	6-12
9010438	6-3	9010514	6-10	9010586	6-12
9010439	6-3	9010515	6-10	9010587	6-12
9010440	6-3	9010516	6-10	9010589	6-12
9010441	6-3, 6-5	9010517	6-10	9010590	6-12
9010442	6-3	9010518	6-10	9010591	6-12
9010443	6-3	9010519	6-10	9010592	6-12
9010444	6-3	9010520	6-10	9010593	6-12
9010445	6-3	9010521	6-10	9010594	6-12
9010446	6-3	9010522	6-10	9010595	6-12
9010447	6-3	9010523	6-10	9010596	6-12
9010448	6-3	9010524	6-10	9010597	6-12
9010449	6-3	9010525	6-10	9010598	6-12
9010450	6-3	9010526	6-10	9010599	6-12
9010451	6-3	9010527	6-10	9010600	6-11, 6-12
9010452	6-3	9010528	6-10	9010601	6-12
9010453	6-3	9010529	6-10	9010602	6-13
9010454	6-3	9010530	6-9	9010603	6-13
9010455	6-3	9010531	6-9	9010604	6-13
9010456	6-3	9010532	6-9	9010606	6-13, 6-15
9010457	6-3	9010533	6-9	9010607	6-13
9010458	6-3	9010534	6-9	9010608	6-13
9010459	6-3	9010535	6-9	9010609	6-13
9010460	6-4	9010536	6-9	9010610	6-13
9010461	6-4	9010537	6-9	9010612	6-13
9010462	6-4	9010538	6-9	9010613	6-15

Part Number	Page Number
9010615	6-15
9010617	6-15
9010618	6-15
9010619	6-16
9010622	1-2, 6-19
9010623	6-17
9010624	6-17
9010625	6-17
9010626	6-29
9010627	6-21
9010628	6-21
9010629	6-21
9010630	6-21
9010631	6-21
9010634	6-30
9010849	2-115
9010904	2-85
9010905	6-22
9010910	6-22
97680	2-53

PART DESCRIPTION TO PAGE NUMBER CROSS REFERENCE LIST

A

Ace, Thrust, Motor, Hyd [En], 4-9
 Actuator [Mit , Bosch], 6-27, 6-28
 Actuator, Valve, By-Pass [En], 4-7
 Adapter [1.6], 2-37
 Adapter [E100 Mixer Gm 1.6l 2010], 2-33, 2-41, 6-28
 Adapter, Filter, Oil, Remote [Mit], 6-21
 Adapter, Intake, Throttle Body, 2-29, 2-31, 2-41
 Adapter, Plate, 2-37
 Adapter, Rod-End, Side Brush, 3-11
 Adapter, Throttle Body, 2-37
 Adapter, Valve, 400mm [Bosch], 2-41
 Adapter, Valve, Fuel Trim, 2-37
 Adjuster Assy, Lash, 6-9
 Alarm Assy, Backup, 12/48Vdc, 3-47
 Alarm Kit, Backup, Ci [M20 And T20], 3-47
 Alarm, 9-48vdc, 95 Db(A) [Ec-H20], 2-37
 Alarm, Warning [Sonalert, St628], 2-87
 Alternator, 12vdc 075a [Multi Grv], 2-67
 Alternator, 7si [Mit Df Sur-Belt], 6-20
 Angle, Brace, Shrd, 2-21
 Angle, Lh, 2-119
 Angle, Mtg, 2-97
 Angle, Mtg, Stil, .12 1.6 1.6 02.2l, 2-163
 Angle, Mtg, Valve, 3-13
 Angle, Retainer, 2-101
 Angle, Rh, 2-119
 Angle, Sppt, Fan, 2-143
 Angle, Sppt, Tank, Rear, 2-133
 Arm [Positioning], 2-97
 Arm Assy, Rocker [A], 6-9
 Arm Assy, Rocker [B], 6-9
 Arm Assy, Rocker [C], 6-9
 Arm Assy, Tensioner, 6-9
 Arm Wldt, Alternator [Mit 2013], 2-69
 Arm Wldt, Lift, Sqge, Lh, 2-131
 Arm Wldt, Safety, Sppt, Seat, .38d 06.5d, 2-15
 Arm Wldt, Safety, Sppt, Seat, .38d 10.1l, 2-139
 Arm Wldt, Sqge, Lift, Rh, 2-127
 Arm, Cntrl, Pintle, Centering, 2-97
 Arm, Lever, Brake, 4.1 [Knott], 2-91
 Arm, Link, 3-11
 Arm, Pinch, 2-135, 2-141
 Arm, Pintle, 2-97
 Arm, Rocker, Valve, 5-3
 Arm, Sqge, Side, Lh, 2-131
 Arm, Sqge, Side, Rh, 2-127

B

Bag, Power, 3-55
 Ball, Camshaft, 5-11
 Bar Wldt, Retainer, Sqge, Rear, 2-121
 Bar, Flat, Ss, .06 X .50 X 10.0l 2/.19sl, 2-13
 Bar, Flat, Stil 0.19, 01.50 X 04.1l, 2-89
 Bar, Isolator, Vacfan [M20 2007], 2-145
 Bar, Mtg, Hppr, 2-101
 Bar, Mtg, Hppr Cover, 2-103
 Bar, Retainer, 3-7
 Bar, Rnd, Plstc, 0.31d 12.5l, 2-133

Bar, Tensioner, Mtg [Mit 2.0/2.4], 6-17
 Base Assy, Fan, W/O Pulley, 2-67
 Battery, 12vdc, 0475cca, Ah, Wet, 2-87
 Battery, Wet, 12vdc 0475cca, 1-1
 Bearing Kit [Ci], 4-19
 Bearing Kit, Cshft, 1.989-1.995mm (Brown), 5-5
 Bearing Kit, Cshft, 1.989-1.995mm (Green Blue), 5-5
 Bearing Kit, Cshft, 1.995-2.001mm (Brown Blue), 5-5
 Bearing Kit, Cshft, 1.995-2.001mm (Green), 5-5
 Bearing Kit, Cshft, 2.114-2.120mm, 5-5
 Bearing Kit, Cshft, 2.120-2.126mm, 5-5
 Bearing Kit, Rod, Connecting, Std, 5-5
 Bearing, Ball, 0.98b 2.05d 0.59w, 2-111, 2-113
 Bearing, Ball, 1.18b 2.44d 0.63w, 2-91
 Bearing, Ball, 20mm B 42mm D 12mm W, 2-67, 2-69
 Bearing, Cone, 1.38b 0.71w, 2-89
 Bearing, Cone, Pump, Hyd, 4-7
 Bearing, Cshft [Black Std 3], 6-3
 Bearing, Cshft [Green Std 3], 6-3
 Bearing, Cshft [Lan Std 1,2,4,5], 6-3
 Bearing, Cshft [Lan Std 3], 6-3
 Bearing, Cshft [No Color Std 3], 6-3
 Bearing, Cshft [Red Std 1,2,4,5], 6-3
 Bearing, Cshft [Yellow Std 3], 6-3
 Bearing, Cshft [Green Std 1,2,4,5], 6-3
 Bearing, Cshft [Yellow Std 1,2,4,5], 6-3
 Bearing, Cshft[No Color Std 1,2,4,5], 6-3
 Bearing, Cup, 4-7
 Bearing, Cup, 2.56d 0.55w, 2-89
 Bearing, Flng, 2-Hole, 0.50b, 2-17
 Bearing, Flng, 2hole, 0.50b [Nyl], 2-17
 Bearing, Oversize [1.0], 6-3
 Bearing, Pillowblock, 1.02b [Solid Pye], 2-93
 Bearing, Rod, Connect [Lan Std], 6-10
 Bearing, Rod, Connect [No Color Std], 6-10
 Bearing, Rod, Connect [Yellow Std], 6-10
 Bearing, Self Align, 0.75b 1.25d, 2-115
 Bearing, Self Align, 1.25b 2.00d, 2-99
 Bearing, Shaft, Balancer [Ovrsz], 6-3
 Bearing, Shaft, Std, Balancer, 6-3
 Bearing, Split, 1.00b, 2-93
 Bearing, Std, Balancer, 6-3
 Bearing, Thrust, 4-9
 Bearing, Thrust, 0.53b 1.00d 0.03w, 3-11
 Bearing, Thrust, Cshft, 6-3
 Bearing, Thrust, Pump, Hyd, 4-7
 Bellcrank, Lift, Sqge, 2-119
 Belt, Ribbed [V], 6-13
 Belt, Ribbed, 38.5l, 1-1, 2-67
 Belt, Ribbed, Alternator, 41.5l, 2-69
 Belt, Ribbed, Fan, 42.13l, 2-69
 Belt, Timing, 5-11, 6-9, 6-11
 Belt, Timing, Tensioner, 6-11
 Blade, Sqge, .38 3.55w 038.3l, Linatex, 2-125, 2-129
 Blade, Sqge, .38 3.55w 038.3l, Ure, 1-2
 Blade, Sqge, .38 3.55w 038.3l, Ure (Option), 2-125, 2-129

Blade, Sqge, 37.08l Linatex, 1-1
 Blade, Sqge, Front [Linard], 1-1
 Blade, Sqge, Front, 49.58l Linatex, 2-121
 Blade, Sqge, Front, 49.58l Ure (Option), 2-121
 Blade, Sqge, Front, 49.59l Pyu, 1-1
 Blade, Sqge, Rear, 53.78l Pyu, 1-1
 Blade, Sqge, Rear, 53.78l Ure (Option), 2-121
 Blade, Sqge, Rear, Linatex, 1-1, 2-121
 Blade, Sqge, Side Brush, Linatex, 1-2, 3-9
 Blade, Sqge, Side Brush, Urethane, 1-2, 3-9
 Block Assy, Cylinder, 6-3
 Block, Centering, 2-119
 Block, Guide, Hppr, 2-7
 Block, Short, Eng, W/ Piston & Ring, 5-5
 Block, Spacer, 2-69
 Bolt, 6-7, 6-21
 Bolt, 3/8-16 X 1 1/4 Hxhd [Mit], 6-17
 Bolt, 3/8-16 X 4.5 [Mit], 6-17
 Bolt, Belt, Balancer, Train, 6-11
 Bolt, Bracket, Sensor,Cshft Position, 5-7
 Bolt, Bracket,Screen,Oil Pump,M6x1x1, 5-7
 Bolt, Camshaft Cover, 5-3
 Bolt, Cap, Bearing, 6-3
 Bolt, Carriage, M06 X 1.0 X 30, 2-107, 2-109
 Bolt, Carriage, M06 X 1.00 X 40, 4.6, 3-37
 Bolt, Carriage, M10 X 1.5 X 70, 2-123
 Bolt, Connecting, 6-10
 Bolt, Connecting Rod, 5-5
 Bolt, Cover, Camshaft, M6 X 1 X 22, 5-11
 Bolt, Cover, Oil Pump, M6 X 14, 5-7
 Bolt, Cover, Water Pump, 5-7
 Bolt, Eng Cover, M6 X 1 X 13, 5-11
 Bolt, Eye, .25-20 X 1.40 X .25 Eye, 2-97
 Bolt, Eye, M08 X 1.25 X 070mm, 05.50 Eye, 2-127, 2-131
 Bolt, Eye, M10 X 1.5 X 117mm, 8.0 Eye, 2-119
 Bolt, Flange, 6-3, 6-5, 6-7, 6-9, 6-11, 6-12, 6-13, 6-15
 Bolt, Flywheel, 5-5
 Bolt, Flywheel [Mit 20/24m], 6-18
 Bolt, Head. Cyl, 5-3
 Bolt, Hsng, Thermostat, 5-3
 Bolt, M06 X 1.00 X 13mm, 5-8
 Bolt, M08 X 1.25 X 25mm, 5-5
 Bolt, M10 X 1.50 X 75mm, 5-5
 Bolt, M10-1.25 X 20 Hxhd [Mit], 6-25
 Bolt, M10-1.25 X 30 Soc Hd [Mit], 6-18
 Bolt, M10-1.25 X 45 Soc Hd [Mit], 6-18
 Bolt, M10-1.50 X 30 [Mit], 6-20
 Bolt, M12 X 1.75 X 62mm, 5-5
 Bolt, M12-1.75 X 25, Hex Hd [Mit], 6-18
 Bolt, M6-1.0 X 10 Fl Hd [Mit], 6-16, 6-25, 6-29
 Bolt, M6-1.0 X 12 Fl Hd PI [Mit], 6-25
 Bolt, M6-1.0 X 16 Fl Hd [Mit], 6-25
 Bolt, M6-1.0 X 20 Fl Hd [Mit], 6-18, 6-19
 Bolt, M6-1.0 X 25 Soc Hd [Mit], 6-28
 Bolt, M6-1.0 X 30 Fl Hd [Mit], 6-25
 Bolt, M6-1.0 X 45, Skt Hd [Mit], 6-27
 Bolt, M6-1.0 X 85 Soc Hd [Mit], 6-28

- Bolt, M8-1.25 X 12 [Mit], 6-23
 Bolt, M8-1.25 X 15, Hx Hd [Mit], 6-18
 Bolt, M8-1.25 X 16 FI Hd [Mit], 6-29
 Bolt, M8-1.25 X 16, Soc Hd [Mit], 6-26
 Bolt, M8-1.25 X 20 FI Hd [Mit], 6-17
 Bolt, M8-1.25 X 25 [Mit], 6-17, 6-21
 Bolt, M8-1.25 X 25 Fig Hd [Mit], 6-23
 Bolt, M8-1.25 X 25 Soc Hd [Mit], 6-17
 Bolt, M8-1.25 X 55 FI Hd [Mit], 6-9
 Bolt, M8-1.25 X 65 Hxhd [Mit], 6-9
 Bolt, M8-1.25 X 70 Hxhd [Mit], 6-9, 6-21
 Bolt, Manifold, Inlet, 6-15
 Bolt, Motor, Hyd, 4-5
 Bolt, Oil Pump Screen/Camshaft Cover, 5-7
 Bolt, Pan, Oil, 5-8
 Bolt, Pulley, Cshft, 5-5
 Bolt, Pump, Oil, 5-7
 Bolt, Retainer, Camshaft, M6 X 1 X 16, 5-11
 Bolt, Rocker, Cover, 6-4
 Bolt, Sensor, Position, Cshft, 5-7
 Bolt, Shield, Manifold, Exhaust, 5-9
 Bolt, Shld, .31d X 1.00, .25-20, 2-97
 Bolt, Shld, 1.37d X 5.13l, 1.1-18 Drilled, 2-89
 Bolt, Soc Head, M5 X 80 X 35, 2-41
 Bolt, Sprocket, Camshaft, M10x1.25x60, 5-11
 Bolt, Sprocket, Cshft, 6-10
 Bolt, Tensioner [GM], 5-11
 Bolt, Tensioner, Timing Belt, M8x1.25x48, 5-11
 Bolt, Tube [Pvc], M6 X 1 X 15, 5-3
 Bolt, Washer, 6-9, 6-10, 6-12, 6-17
 Boot, .63id .29l .90w, 2-13
 Boot, Bellows, 3.1l 4.4w 2.8h 1hole, Neo, 2-17
 Boot, Circuitbreaker, 3-37
 Boot, Switch, Ignition, 2-13
 Bracket Assy, Coil, Ignition, 6-7
 Bracket Kit, Alternator, Repair, 2-67
 Bracket Wldt, Alternator [Mit13], 2-69
 Bracket Wldt, Alternator, Lower [Gm1.6l], 2-67
 Bracket Wldt, Brush Wrap Mtg, Rh, 2-115
 Bracket Wldt, Brush Wrap, Lh, 2-115
 Bracket Wldt, Cooler, Hyd Fluid, 2-163
 Bracket Wldt, Flap, Recirculation, 2-117
 Bracket Wldt, Guard, Sqge, 3-59
 Bracket Wldt, Latch, 2-19
 Bracket Wldt, Mtg [Fast Gen 2+], 3-29
 Bracket Wldt, Mtg [Fast], 3-21
 Bracket Wldt, Mtg, Caster, 2-123
 Bracket Wldt, Mtg, Eng, 2-23
 Bracket Wldt, Mtg, Eng, Back, Gas/Lpg, 2-23
 Bracket Wldt, Mtg, Eng, Rear [Mit 2013], 2-25, 2-27
 Bracket Wldt, Mtg, Engine [Mit 2013], 2-25, 2-27
 Bracket Wldt, Mtg, Fan, Upper, 2-79
 Bracket Wldt, Mtg, Hose, 2-9
 Bracket Wldt, Mtg, Reg, Lpg[Gm 2010], 2-47
 Bracket Wldt, Mtg, Regulator, Lpg, 2-45
 Bracket Wldt, Mtg, Side Brush, 3-7
 Bracket Wldt, Mtg, Side Brush Fixed, 3-9
 Bracket Wldt, Mtg, Sqge, 2-123
 Bracket Wldt, Mtg, Tank, 2-9
 Bracket Wldt, Pivot, Hppr Door, Lh, 2-107, 2-109
 Bracket Wldt, Pivot, Hppr, Rh, 2-109
 Bracket Wldt, Propel, Pintle, 2-97
 Bracket Wldt, Steering, Tilt, 2-17
 Bracket Wldt, Tank, Soltn, Rh, 2-133
 Bracket Wldt, Tilt, Rh, 2-17
 Bracket, Anchor, Strap, Alternator, 2-67
 Bracket, Coil [Mit 2.0/2.4l], 6-19
 Bracket, Cover, 2-79, 2-107, 2-109
 Bracket, Cover, Hopper, 2-109
 Bracket, Cover, Hppr, 2-103
 Bracket, Fan, Lh, 2-79
 Bracket, Fan, Rh, 2-79
 Bracket, Fan, Upper, Lh, 2-79
 Bracket, Filter, Oil, Remote [Mit], 6-21
 Bracket, Ftg, Bh, 2-77
 Bracket, Guide, Shrd, 2-21
 Bracket, Indicator, Timing, 6-9
 Bracket, Keeper, Latch, 2-133
 Bracket, Latch, Cover, 2-21, 2-133
 Bracket, Latch, Keeper [Southco], 2-21
 Bracket, Latch, Shrd, Seat, 2-15
 Bracket, Lip, Hppr, 2-107, 2-109
 Bracket, Mtg, 2-9
 Bracket, Mtg [Ecu], 2-29, 2-37
 Bracket, Mtg [Fast Gen 2+], 3-29
 Bracket, Mtg [Fast], 3-21
 Bracket, Mtg, Alternator [Mit 2013], 2-69
 Bracket, Mtg, Cable, 2-93
 Bracket, Mtg, Cover (Replaced by 9003893), 2-139
 Bracket, Mtg, Cover, Recvy Tank, 2-139
 Bracket, Mtg, Cyl, 2-97, 2-127, 2-131
 Bracket, Mtg, Detgt And Spray Wand, 3-5
 Bracket, Mtg, Ecu, 2-41
 Bracket, Mtg, Ecu [M20/T20 2007], 2-31, 2-33
 Bracket, Mtg, Fan, 2-143
 Bracket, Mtg, Fltr, Air, 2-55, 2-57, 2-61, 2-63
 Bracket, Mtg, Fltr, Air [Mit 2013], 2-59, 2-65
 Bracket, Mtg, Fuel, 2-49
 Bracket, Mtg, Insulation, 2-9
 Bracket, Mtg, Latch, 2-77
 Bracket, Mtg, Latch, Tank Cover, 2-133
 Bracket, Mtg, Lift, Scb Head, 2-115
 Bracket, Mtg, Mirror, Rearview, 3-51
 Bracket, Mtg, Motor, 2-143, 2-145
 Bracket, Mtg, Muffler [M20/T20 2007], 2-73, 2-75
 Bracket, Mtg, Prop Rod, 2-139
 Bracket, Mtg, Radiator, 2-77, 2-79, 2-81
 Bracket, Mtg, Scb Head, Lh, 2-115
 Bracket, Mtg, Scb Head, Rh, 2-115
 Bracket, Mtg, Skirt, 2-117
 Bracket, Mtg, Skirt, Brush Door, 2-125, 2-129
 Bracket, Mtg, Skirt, Door, 2-125, 2-129
 Bracket, Mtg, Skirt, Door, Brush, 2-125, 2-129
 Bracket, Mtg, Sppt, 2-89
 Bracket, Mtg, Spray Handle, 3-57
 Bracket, Mtg, Spray Wand [Fast, Conv], 3-57
 Bracket, Mtg, Spring, 2-115
 Bracket, Mtg, Sqge, 3-7
 Bracket, Mtg, Strainer, 3-5
 Bracket, Mtg, Switch, 2-105
 Bracket, Mtg, Vacuum Wand, 3-53
 Bracket, Mtg, Valve, 2-137, 3-3
 Bracket, Mtg, Valve [Combined], 2-169
 Bracket, Mtg, Valve, Hyd, Scb, 2-167
 Bracket, Mtg, Valve, Hyd, Swp, 2-167
 Bracket, Mtg, Valve, Lower, 2-169
 Bracket, Muffler, 2-75
 Bracket, Muffler, Hanger, Front, 2-71
 Bracket, Pivot, Hppr Door, Rh, 2-107
 Bracket, Propel, G/Lpg [Mit 2013], 2-97
 Bracket, Propel, Gas/Lpg, 2-97
 Bracket, Protector, Float Switch, 2-139
 Bracket, Pulley, Tensioner, 6-9
 Bracket, Pump, Mtg, 6-17
 Bracket, Reg [1.6l], 2-37
 Bracket, Retainer, Lh, 2-111
 Bracket, Retainer, Pump, 3-29
 Bracket, Retainer, Rh, 2-113
 Bracket, Retainer, Safety, 2-97
 Bracket, Retainer, Shield, Heat, 2-71
 Bracket, Retainer, Spring, 2-5
 Bracket, Retaining, Cover (Replaced by 9003893), 2-139
 Bracket, Retaining, Hose, 2-135, 2-141
 Bracket, Retaining, Wire, Sparkplug, 5-12
 Bracket, Screen, Oil Pump, 5-7
 Bracket, Seat, Adj, 2-15
 Bracket, Sensor, Position, Cshft, 5-7
 Bracket, Shield, Heat, 2-21
 Bracket, Shrd, Fan, Lower, Sppt, G/Lpg, 2-81
 Bracket, Shrd, Fan, Upper, Sppt, G/Lpg, 2-81
 Bracket, Skirt, Rbr, 2-79
 Bracket, Soltn, Tank, Cntr, 2-133
 Bracket, Sppt, 2-111, 2-113
 Bracket, Sppt, Cover, Tank, Recvy, 2-139
 Bracket, Sppt, Radiator, Upper, 2-77
 Bracket, Sppt, Revl Light, 3-47, 3-49
 Bracket, Sppt, Tank, Lh, 2-139
 Bracket, Sppt, Tank, Rh, 2-139
 Bracket, Tank, Soltn, Lh, 2-133
 Bracket, Tensioner, [Mit 2.0/2.4l], 6-17
 Bracket, Tube, Coolant, 2-83
 Bracket, Valve, Sba [M20 And T20], 3-15
 Bracket, Vaporizer [Mit 20/24m Tilt], 6-29
 Brake Assy, Drum, Mech, 07.0d 1.2w, 2-91
 Brush Assy, Disk, Scg, 16.0 D, Heavy Duty Polypropylene, 2-5
 Brush Assy, Disk, Scg, 16.0 D, Soft Nylon, 2-5
 Brush Assy, Disk, Scg, 16.0 D, Super Abrasive, 2-5
 Brush Assy, Disk, Swp, 24.0d, Polypropylene, 2-5
 Brush, Swp / Scb, 40L, Heavy Duty Polypropylene, 2-4
 Brush, Swp / Scb, 40L, Polyester, 2-4
 Brush, Swp / Scb, 40L, Polypropylene, 2-4
 Brush, Swp / Scb, 40L, Super Abrasive, 2-4
 Brush, Swp / Scb, 40L, Wndw, Super Abrasive, 2-4

CROSS REFERENCE

- Brush, Swp / Scb, 40L, Wndw,
Polypropylene, 2-4
Bumper Wldt, Brush, Side, 3-7, 3-9
Bumper, Rbr, 0.5d 0.16t M5 X 08, 2-97
Bumper, Rbr, 0.6d 0.34t .3d Tip, 2-163
Bumper, Sqge, 2-121
Bumper, Ure, 1.50d 1.25l, 3-59
Bushing, 6-3, 6-5
Bushing, Eccentric, Adj, 2-135, 2-141
Bushing, Flng, 0.32b 0.50d 0.24l, Bnz,
2-123
Bushing, Flng, 0.50b 0.59d 0.38l, 2-135,
2-141
Bushing, Flng, 0.63b 0.75d 0.38l, 2-123,
2-125, 2-129
Bushing, Flng, 1.00b 1.13d 0.50l, 2-109,
2-119
Bushing, Knock, 6-3
Bushing, M06-1.50 X .25-27npt, 2-29,
2-37
Bushing, Pivot, Door, 2-107
Bushing, Sleeve, 0.37b 0.50d 0.50l, Oib,
2-93
Bushing, Sleeve, 0.50b 0.59d 0.50l, Bnz,
3-11
Bushing, Sleeve, 0.62b 0.72d 0.50l, Fgl,
2-123
Bushing, Sleeve, 0.63b 0.72d 0.38l, 2-127,
2-131
Bushing, Sleeve, 0.75b 0.88d 0.25l, 2-135,
2-141
Bushing, Sleeve, 0.75b 0.88d 0.75l, Tef,
2-107
Bushing, Sleeve, 0.78b 0.86d 0.93l, Bnz,
2-91
Bushing, Sleeve, 0.88b 1.00d 0.75l, Bnz,
2-99
Bushing, Sleeve, 1.00b 1.13d 1.50l, Fgl,
3-11
Button, Cntrl, Horn, 2-17
Bypass Valve Kit, Pump, Repair,, 4-21
- C**
- Cable, Battery, 02ga 48.0l Red .41ring,
2-87
Cable, Battery, 02ga 60.0l Blk .41ring, 2-87
Cable, Battery, 2ga, 60l, Red, 2-87
Cable, Battery, 2ga, 62l, Blk, 2-87
Cable, Glv .06d 012.0l .26eye /.26eye,
3-59
Cable, Glv .09d 016.5l .38eye /.38eye,
2-19
Cable, Glv .13d 015.8l .50eye /.50eye,
2-127, 2-131
Cable, Push / Pull, 063.0l 4.0, .31-24,
2-93
Cable, Push / Pull, 098.0l .25-28/.25-28,
2-95
Cam, 2-121
Cam, Centering, Pintle, 2-97
Cam, Front, 3-9
Cam, Plt, Brake [Nickel], 2-91
Cam, Rear, 2-121
Camshaft, 5-11
Camshaft Assy, 6-9
Cap Assy, Tank, Drain, 2-139, 4-3
Cap Screw, 4-8
Cap Screw Cl, 4-9
Cap, Arm, Lift, 2-105
Cap, Breather, Hyd, 2.4 Ds, 1-1, 2-165
Cap, End, Valve, Steering, 4-19
Cap, Filler, Oil, W/ Org, 5-3
Cap, Fuel, Tank, 2-51
Cap, Hub, Dust 2.57d 0.77l, 2-91
Cap, Oil, Filler, 6-4
Cap, Radiator, 14psi [Stant Ao-2516], 2-77
Cap, Radiator, 14Psi [Stant], 2-79, 2-81
Cap, Rubber, 5/8id [Mit 2.0/2.4], 6-22
Cap, Seal, 6-3
Cap, Spring, Valve, 5-3
Cap, Tank, 3-5
Cap, Tank, Fuel, 2.3neck 2.6d, 2-49
Capacitor, Plug [4700uf, 25v], 3-46
Cartridge, Psi Cntrl, Valve, Hyd, 4-13,
4-15, 4-17
Caster, Pivot, 2-123
Catch, Latch, Tank Cover, 2-133
Chain, Str, 4/0, 08 Link, 2-119
Channel Wldt, Pivot, 3-11
Channel, Shield, Muffler, 2-71
Channel, Shield, Muffler [M20/T20 2007],
2-73, 2-75
Channel, Upper, Tower, Lift, 2-7
Chech Valve Kit, Pump, Repair,, 4-21
Circuitbreaker, 2.0a, Resetable, 3-37
Clamp Wldt, Front, 2-121
Clamp Wldt, Rear, 2-121
Clamp, 0.75d [Mit], 6-25
Clamp, 1/4 Hole [Mit #20], 6-25
Clamp, 3/8id [Mit Olive Green], 6-15
Clamp, Cable, Ss, 0.50d X 0.50w [Insul],
4-23
Clamp, Cable, Ss, 1.12d X 0.38w, 1h,
2-137
Clamp, Cable, Ss, 2.50d X 1.00w, 1h, 2-9
Clamp, Cable, Stl, 0.25D X 0.56W, 1Hole,
3-49
Clamp, Cable, Stl, 0.44d X 0.62w, 1h,
2-163
Clamp, Cable, Stl, 0.69d X 0.62w, 1h,
2-77, 2-95
Clamp, Cable, Stl, 0.69d X 0.62w, 1hole,
2-45
Clamp, Cable, Stl, 1.00d X 0.75w, 1hole,
2-53, 2-65
Clamp, Cable, Stl, 1.25d X 1.00w, 1hole,
2-83
Clamp, Cable, Stl, 1.50d X 1.00w, 1h, 2-9,
2-77, 2-87, 2-163, 3-21
Clamp, Cable, Stl, 1.50d X 1.00w, 1hole,
2-7, 2-85
Clamp, Cable, Stl, 2.00d X 0.75w, 1 Hole,
2-49
Clamp, Cable, Stl, 2.00d X 0.75w, 1hole,
2-51
Clamp, Hose, 1.0, 2-45, 2-47
Clamp, Hose, 1.75 [Pcv], 5-3
Clamp, Hose, Plstc .351-.394 Id, 3-21
Clamp, Hose, Spring Stl, 0.58d X 0.31w,
2-35, 2-43
Clamp, Hose, Spring Stl, 0.86d X 0.38w,
2-55, 2-57, 2-61, 2-63
Clamp, Hose, Spring, 0.62d, 2-45, 2-47,
6-22, 6-29
Clamp, Hose, Spring, 0.75d, 2-45, 2-47
Clamp, Hose, Wir, .52 - .56, Yel, 4-23
Clamp, Hose, Wir, .63 - .66, Blk, 4-23
Clamp, Hose, Wormdrive, 0.25-0.62d,
.31w, 2-29, 2-31, 2-38, 2-45, 2-77,
2-83, 2-85, 3-3, 3-5, 3-29, 3-39
Clamp, Hose, Wormdrive, 0.31-0.88d,
.31w, 2-31, 2-45, 2-49, 2-51, 2-59,
2-65, 2-87, 3-13, 3-19, 3-23, 3-25,
3-29, 3-31, 3-33, 3-39, 3-41, 3-43
Clamp, Hose, Wormdrive, 0.56-1.06d,
.56w, 2-29, 2-31, 2-33, 2-38, 2-45,
2-47, 2-137, 3-3, 3-5, 3-13, 3-23,
3-25, 3-31, 3-33, 3-41, 3-43, 3-57
Clamp, Hose, Wormdrive, 1.25-2.00d,
.50w, 2-71, 2-73, 2-77, 2-83, 2-85
Clamp, Hose, Wormdrive, 1.56-2.50d,
.50w, 2-77, 2-83, 2-85
Clamp, Hose, Wormdrive, 1.81-2.75d,
.50w, 2-55, 2-57, 2-59, 2-61, 2-63,
2-65
Clamp, Hose, Wormdrive, 2.50-3.50d,
.50w, 2-121, 2-135, 2-141
Clamp, Hose, Wormdrive, 3.56-4.50d,
.50w, 2-135, 2-141, 2-143, 2-145
Clamp, Hose, Wormdrive, 3.75-4.62d,
.62w, 2-143
Clamp, Hyd, 0.50d, 2-111, 2-113
Clamp, Mtg, Fltr, Air, 2-55, 2-57, 2-59,
2-61, 2-63, 2-65
Clamp, Muffler, 1.62d, 2-71, 2-73
Clamp, Spring, 1.50, 2-57, 2-63
Clamp, Tension [Mit #29], 6-29
Clevis, Adj, 0.25 Pin, 0.25-28 Rh, Pl, 2-93
Clevis, Adj, 0.25pin, 0.25-28left Pl, 2-93
Clevis, Adj, 0.31pin, 0.31-24, 2-93
Clip, .250h, Plstc [Pine-Tree], 2-21
Clip, Grip, Finger, .875-1.25, 3-57
Clip, Grip, Finger, 0.88-1.25d, 3-37
Clip, Grip, Finger, 1.00-1.88d White,Vyl,
3-53, 3-55
Clip, Keeper, Open, 2-77, 2-79, 2-81
Coil, Ignition, 5-12
Coil, Ignition [Mit 2.0/2.4], 6-19
Column, Pump, Water, 4-3
Column, Steering, 09.9L 0.86D 36Tooth,
2-17
Complete Pump Kit, Pump, Repair,, 4-21
Connector, Fem, 02cav, Mp280 Sealed,
4-21
Connector, Fuel, E90, Qf, 2-49
Connector, Fuel, Qf, 2-49, 2-51
Controller Kit, Replmt [Ec-H20], 4-23
Converter, Ele, 12-36 Vdc, 3-37
Cooler, Hyd, 25gpm 325btu Of12 13x12x2,
2-163
Coupler, Pump, 4-7
Coupling, Drive, 13t, 2-23
Coupling, Nozzle, Spray, 3-57
Cover, 6-5
Cover Assy, Front, Upper [T-Belt], 6-7
Cover Assy, Rocker, 6-4
Cover Kit, Switch, Float, Repair, 2-139
Cover Kit, Tank, Soltn, Lh, Replmt, Ce,
2-133
Cover Kit, Tank, Soltn, Rh, Replmt, Ce,
2-133
Cover Wldt [Fast], 3-21

Cover Wldt, Power Supply, 3-37
 Cover, Belt, Timing, Front, 5-11
 Cover, Belt, Timing, Upper Front, 5-11
 Cover, Dust [Mit 2.0], 6-18
 Cover, End, 4-7
 Cover, Fuse, Block, 2-87
 Cover, Hose, 2-45, 2-47
 Cover, Hppr, 2-103
 Cover, Hsng, Camshaft, 5-3, 5-11
 Cover, Hsng, Flywheel (Replaced By 9006895), 2-23
 Cover, Lower, 2-15, 2-21
 Cover, Lower, Front [T-Belt], 6-7
 Cover, Pump, Oil, 5-7
 Cover, Rear [T-Belt], 6-7
 Cover, Tank, 2-139
 Cover, Tank, Recvy, Trimmed, 2-139
 Cover, Tank, Soltn, Lh, Trimmed, Ce, 2-133
 Cover, Tank, Soltn, Rh, Trimmed, Ce, 2-133
 Cover, Timing, Gear [Mit 2.0/2.4], 6-9
 Cover, Trimmed, 3-37
 Crank Kit, Pump, F/79323, Replmt, 4-20
 Crankshaft, 5-5
 Crankshaft Assy, 6-10
 Crossmember Wldt [M20], 2-123
 Cs, Bracket, Mtg, Switch, 2-93
 Cup Holder, Rwk, 2-13
 Cylinder Assy, Head, Bolt, 6-5
 Cylinder, Hyd, 1.5b 07.8l 02.75strk 2500, 3-11
 Cylinder, Hyd, 1.5b 07.8l 02.80strk 2500, 2-115, 2-119, 2-127, 2-131, 3-11
 Cylinder, Hyd, 2.0B 24.1L 15.00Strk 3000, 2-99
 Cylinder, Hyd, 2.0b,15.2l,09.00strk,3000, 2-89

D

Detergent Pkg, 4 Liter, Sgl [Tco 665], 3-21
 Diaphragm Kit, Pump, Repair,, 4-21
 Diode, Ele, Plug, 2-87
 Dipstick Assy, Guage, 6-3
 Dipstick, Guage, Guide, 6-3
 Dipstick, Oil, 5-8
 Dipstick, Rod, Guage, 6-3
 Door Cyl, Hppr [Mako], 2-107, 2-109
 Door Wldt, Brush, 2-111, 2-113
 Door Wldt, Brush, Idler, 2-111, 2-113
 Door Wldt, Brush, Lh, 2-131
 Door Wldt, Brush, Rh, 2-127
 Door Wldt, Hppr, 2-107, 2-109
 Drain, Water, Joint, 6-3
 Drive, 4-8
 Drive [CI], 4-9
 Drive, Motor, Hyd, 4-5

E

Elbow, 6-21
 Elbow, 1/8m X 1/8f, 90 [Mit], 6-15
 Electrode, 5 Plate, High Flow, 4-23
 Electrode, Cylindrical, 4-23
 Element, Fltr, Air [Dn], 1-1, 2-55, 2-57, 2-59, 2-61, 2-63, 2-65

Element, Fltr, Air, Safety (OPTION), 2-55, 2-57, 2-59, 2-61, 2-63, 2-65
 Element, Fltr, Oil, Eng, Spin-On, 1-1, 2-23, 5-8
 End Cap, 4-8
 End Cap, Motor, Hyd [En], 4-9
 Engine [Long Block Gm 1.6l] (See Engine Breakdown), 2-23
 Engine, Gas [Mitsubishi] (See Engine Breakdown), 2-25
 Engine, LPG [Mitsubishi] (See Engine Breakdown), 2-27

F

Fan Kit, Scrub, Replmt [M20/T20], 2-143
 Fan Wldt, Vac, Inlet, 2-145
 Fan, Cooling, 14.1d, 6 Blade, 0.5b Taper, 2-69
 Fan, Cooling, 15.5d, 6 Blade, .5b Taper, 2-67
 Fan, Cooling, 16.0d, 6 Blade, 2-67
 Fan, Cooling, Pusher, 15.5D [2007], 2-67
 Fast 665 4 Ltr, Detergent, 3-29
 FaST Kit, Ci [inj Rebl, M30/M20 III], 4-25
 Fast Kit, Ci, Injector Filters[Fast li+], 4-24, 4-25
 FaST Kit, Ci, Injector Rebuild[FaST II+], 4-24
 Fast Kit, Ci, Injector Seals [Fast li+], 4-24
 Fast Kit, Injector [M20/T20/M30 Fast III] (See Breakdown), 3-29
 Fast Kit, Injector [M20/T20/m30 Fast III], 4-25
 FaST Kit, Injector, CI[M20/M30 FaST II+], 4-24
 Fast Kit, Seal, injector, Ci [Fast III], 4-25
 Filter Assy [Pt4 936498], 1-1, 2-165
 Filter Assy, Air, 2-55, 2-57, 2-59, 2-61, 2-63, 2-65
 Filter Assy, Air, Mold, Ure, 3-21
 Filter Kit, Fuelock, Lpg, 1-1, 2-37, 2-45
 Filter Kit, Fuelock, Lpg [Gm1.6l 2010], 1-1
 Filter Wldt, Hppr (Replaced By 9003774), 2-101
 Filter, Foam, Rbr, 1.20d, 1.0l, 3-23, 3-25
 Filter, Fuel [Gm 1.6l/3.0l], 1-1, 2-49, 2-51
 Filter, Fuelock, Lpg [Gm1.6L 2010], 2-47
 Filter, In-Line, Pf06/Pf06 080mesh 02.6l, 3-29, 3-39
 Filter, In-Line, Pf06/Pf06, 80 Mesh, 3-19
 Filter, Oil, 6-21
 Filter, Panl, Dust, 4.2 X 20.0 X 30.0, 1-1, 2-103
 Filter, Soltn, 020mesh, Pm12 3.2d 08.0l, 3-5
 Filter, Soltn, 20mesh, Pm12 3.1d 02.6l, 1-1, 2-133
 Fitting Assy, Orifice, 0.070b, Pf04/Pf04, 3-19
 Fitting Assy, Orifice, 0.093b, Pf04/Pf04, 3-19
 Fitting Assy, Qdc, Pf04, 3-39
 Fitting Kit [Epr], 2-45, 2-47
 Fitting Kit, Hose, Garden, 3-3
 Fitting, 1/2 Mpt X 5/8bh 90deg [Mit], 6-23
 Fitting, 1/2 X 5/8 Hose, Plastic[Mit], 6-29

Fitting, 1/4mpt X 1/4mpt, 90deg[Mit], 6-29
 Fitting, 1/8 Mpt X 3/8 Hb [Mit], 6-15
 Fitting, 37deg [Mit], 6-7
 Fitting, Adapter, Orifice, Pf06/Pm06, 2-29, 2-31, 2-33, 2-47
 Fitting, Barb, 3/4" [Epr], 6-30
 Fitting, Brs, Breather [02mp], 2-105
 Fitting, Brs, E45, Pf02/Pm02, 2-23
 Fitting, Brs, E90, Bm06/Pm04, 2-43
 Fitting, Brs, E90, Bm08/Pm04, 3-19
 Fitting, Brs, E90, Cf03/Pf02, 3-21
 Fitting, Brs, E90, Em05/Pm04, 2-49, 2-51
 Fitting, Brs, E90, Em10/Pm06, 2-29, 2-31, 2-33, 2-38, 2-45, 2-47
 Fitting, Brs, E90, Pf04/Pm04, 2-45, 2-49, 2-53
 Fitting, Brs, E90, Pm02/Bm03, 2-105, 3-5
 Fitting, Brs, Qdc, Bm12/Qf08, 3-3
 Fitting, Brs, Qdc, Pf04, Lpg Fem, TnvNV, 2-53
 Fitting, Brs, Qdc, Pf08 [Parker Bh3f], 3-3
 Fitting, Brs, Snubber, Pm02/Pf02, 3-39
 Fitting, Brs, Str, Bm03/Pm02, 2-105
 Fitting, Brs, Str, Bm04/Pm02, 3-21
 Fitting, Brs, Str, Bm05/Pm04, 2-49
 Fitting, Brs, Str, Bm06/Pm02, 2-35
 Fitting, Brs, Str, Bm06/Pm05, 2-31, 2-45
 Fitting, Brs, Str, Bm06/Pm06, 2-35, 2-43
 Fitting, Brs, Str, Bm08/Pm04, 3-19
 Fitting, Brs, Str, Em10/Pm06, 2-33, 2-47
 Fitting, Brs, Str, Pf02/Pm02 [Bspt], 2-35
 Fitting, Brs, Str, Pf02/Pm04, 3-19
 Fitting, Brs, Str, Pf02/Pm06, 3-39
 Fitting, Brs, Str, Pf04/Pf04, Bh, 2-53
 Fitting, Brs, Str, Pf04/Pm02, 2-29, 2-31, 2-38, 2-45
 Fitting, Brs, Str, Pf06/Pf06 Bh, 3-57
 Fitting, Brs, Str, Pf06/Pm04, 2-33, 2-35, 2-43, 2-47
 Fitting, Brs, Str, Pf06/Pm12, 3-57
 Fitting, Brs, Str, Pm02, Service, 2-55, 2-61
 Fitting, Brs, Str, Pm04/Pm04, 2-49, 3-19
 Fitting, Brs, Str, Pm08/Garden Hose, 3-57
 Fitting, Brs, Tee, Pf04/Pf04/Pf04, 3-19
 Fitting, Brs, Tee, Pm04/Pf04/Pf04, Run, 3-29
 Fitting, Cap, 2-37
 Fitting, Draincock, E90, .25npt, 2-29, 2-31, 2-38, 2-45, 2-77, 2-83, 2-85
 Fitting, E, Gr, 4-3
 Fitting, E70, 2-37
 Fitting, E90, 2-37, 2-41, 6-22
 Fitting, E90, M14 X .56, 2-23
 Fitting, End, Hose, 2-23
 Fitting, Fltr, Oil, 5-8
 Fitting, Fuel [Mixer E100Lp 2010], 2-41
 Fitting, Fuel, Str, 0.38-24 [07 Eng], 2-51
 Fitting, Fuel, Str, 0.56-18 [07 Eng], 2-51
 Fitting, Grease, Str Pm04 .47l, 2-99, 2-107, 2-109, 2-115, 2-123
 Fitting, Grease, Str Pm04 .63l, 2-89
 Fitting, Hose, Vacuum, .25, 2-37
 Fitting, Hyd, Cap, Jf04, 2-163
 Fitting, Hyd, Cap, Jf08, 2-163, 3-15
 Fitting, Hyd, E45, Jf08/Jm08, 2-163, 2-169
 Fitting, Hyd, E45, Jf10/Jm10, 2-153
 Fitting, Hyd, E45, Jm04/Om04, 3-15
 Fitting, Hyd, E45, Jm04/Om06, 2-89, 2-99

CROSS REFERENCE

- Fitting, Hyd, E45, Jm06/Om04, 2-143
Fitting, Hyd, E45, Jm06/Om06, 2-89, 2-167
Fitting, Hyd, E45, Jm08/Om08, 2-143, 2-167, 2-169, 3-15
Fitting, Hyd, E45, Jm08/Om10, 2-161
Fitting, Hyd, E45, Jm10/Om12, 2-89
Fitting, Hyd, E45, Jm12/Om16, 2-165
Fitting, Hyd, E45, Jm20/Om20, 2-165
Fitting, Hyd, E90, Jf04/Jm04, 2-113, 2-167, 3-15
Fitting, Hyd, E90, Jf06/Jm06, 3-15
Fitting, Hyd, E90, Jf08/Jm08, 2-17, 2-163
Fitting, Hyd, E90, Jm04/Om04, 2-107, 2-109, 2-119, 2-127, 2-131, 2-167, 2-169, 3-11
Fitting, Hyd, E90, Jm04/Om06, 2-99
Fitting, Hyd, E90, Jm04/Pm02, 2-165
Fitting, Hyd, E90, Jm06/Om04, 2-115, 3-11
Fitting, Hyd, E90, Jm06/Om06, 2-17, 2-167, 2-169, 3-15
Fitting, Hyd, E90, Jm06/Om06, L, 2-167
Fitting, Hyd, E90, Jm06/Om06, Long, 2-169
Fitting, Hyd, E90, Jm06/Om08, 2-161
Fitting, Hyd, E90, Jm08/Om08, 2-111, 2-113, 2-145, 2-161, 2-167, 3-15
Fitting, Hyd, E90, Jm08/Om08, L, 2-167
Fitting, Hyd, E90, Jm08/Om08, Long, 2-169
Fitting, Hyd, E90, Jm08/Om10, 3-7, 3-9
Fitting, Hyd, E90, Jm10/Om12, 2-161
Fitting, Hyd, E90, Jm12/Om12, 2-163
Fitting, Hyd, E90, Jm12/Om12, L, 2-163
Fitting, Hyd, E90, Om04/Qm04, 2-167, 2-169, 3-15
Fitting, Hyd, E90, Spcl, 2-45, 2-47
Fitting, Hyd, Plug, Om04, 2-169, 4-11, 4-17
Fitting, Hyd, Plug, Om06, 2-165, 2-169
Fitting, Hyd, Plug, Om08, 4-7, 4-17
Fitting, Hyd, Plug, Om10, 2-165
Fitting, Hyd, Plug, Pm06, 2-33, 2-47
Fitting, Hyd, Rst, Jf04/Jm04, .028, 2-99
Fitting, Hyd, Rst, Spcl, 2-127, 2-131
Fitting, Hyd, Str, Jf04/Qm04, 2-167, 3-15
Fitting, Hyd, Str, Jf06/Jm04, 2-163
Fitting, Hyd, Str, Jm04/Om04, 2-111, 2-113, 2-167, 2-169, 3-15
Fitting, Hyd, Str, Jm04/Om06, 3-15
Fitting, Hyd, Str, Jm06/Om04, 2-145
Fitting, Hyd, Str, Jm06/Om06, 2-17, 2-165, 3-15, 3-17
Fitting, Hyd, Str, Jm06/Om06, L, 2-17
Fitting, Hyd, Str, Jm06/Om06, Long, 2-169
Fitting, Hyd, Str, Jm08/Om06, 2-17
Fitting, Hyd, Str, Jm08/Om08, 2-145, 2-161, 2-165, 3-15
Fitting, Hyd, Str, Jm08/Om10, 3-7
Fitting, Hyd, Str, Jm10/Om10, 2-167
Fitting, Hyd, Str, Jm10/Om10, Long, 2-169
Fitting, Hyd, Str, Jm10/Om12, 2-89
Fitting, Hyd, Str, Jm20/Om16, 2-161
Fitting, Hyd, Str, Om04/Qm04, 2-167, 3-15
Fitting, Hyd, Str, Pf02/Pm04, 2-53
Fitting, Hyd, Tee, Jf06/Jm06/Jm06, Run, 2-145
Fitting, Hyd, Tee, Jm06/Jm06/Om06, Run, 2-167, 3-17
Fitting, Hyd, Tee, Jm08/Jm08/Om08, Br, 2-143, 2-167, 2-169
Fitting, Hyd, Tee, Pf04/Pf04/Pm04, Run, 2-53
Fitting, Nipple, .25mal, 2-45, 2-47
Fitting, Nipple, .25npt, Brs, 2-37
Fitting, Nyl, Qdc, E90, Bm08/ Qm10, 3-29, 3-39
Fitting, Nyl/Y, Qdc, E90, Bm06/ Qm10, 3-29
Fitting, Pipe, Bshg, M18 X 1.5, 2-23
Fitting, Pipe, E45, Spcl, 2-53
Fitting, Pipe, E90, Pf02/Pm02, 2-55, 2-61, 3-21
Fitting, Pipe, Plug, 2-23
Fitting, Pipe, Plug, Metric, M18,Soc, 2-23, 2-71, 2-73
Fitting, Pipe, Plug, Pm02, Sq Head, 2-51
Fitting, Pipe, Plug, Pm08, Sq Head, 2-137
Fitting, Plstc, Body, Spray, Pf04, 3-19
Fitting, Plstc, Cap, Pf12 Hex, 2-137
Fitting, Plstc, Cap, Spray, Pf04, 3-19
Fitting, Plstc, E90, Bm05/Bm05, Nyl, 3-39
Fitting, Plstc, E90, Bm06/Bm06, 3-5, 4-23
Fitting, Plstc, E90, Bm06/Pm04, Nyl, 3-29
Fitting, Plstc, E90, Bm06/Pm12, Nyl, 3-3
Fitting, Plstc, E90, Bm08/Bm08, 3-39
Fitting, Plstc, E90, Bm08/Pf08s, Swivel, 3-19, 3-57
Fitting, Plstc, E90, Bm08/Pm04, 3-39
Fitting, Plstc, E90, Bm08/Pm06, 3-39, 3-57
Fitting, Plstc, E90, Bm08/Pm12, Nyl, 3-19, 3-23, 3-25, 3-29, 3-39
Fitting, Plstc, E90, Bm10/Pm08, 3-3
Fitting, Plstc, E90, Bm10/Pm12, 3-3
Fitting, Plstc, E90, Bm12/Pf12, 3-5
Fitting, Plstc, E90, Bm12/Pm08, 3-3
Fitting, Plstc, E90, Bm12/Pm12, 3-3, 3-5, 3-19, 3-29, 3-39
Fitting, Plstc, E90, Pf Bm [Es Pump], 4-3
Fitting, Plstc, E90, Pf12/Pm12, 2-133
Fitting, Plstc, Pf12/Pf12, Bh, 2-133, 3-3
Fitting, Plstc, Pipe, Cap, Pf04, 3-21, 3-29, 4-23
Fitting, Plstc, Rst, .50od /.13id, 3-25
Fitting, Plstc, Str, Bm04, Cplg, Fem, 3-21, 3-29
Fitting, Plstc, Str, Bm04/Bm08, 3-39
Fitting, Plstc, Str, Bm04/Pm04, 3-39
Fitting, Plstc, Str, Bm05/Pm04, 3-39
Fitting, Plstc, Str, Bm06/Bm08, 3-43
Fitting, Plstc, Str, Bm06/Pm04, 3-29, 4-23
Fitting, Plstc, Str, Bm06/Pm06, 3-29
Fitting, Plstc, Str, Bm08/Pf08s, Swivel, 3-57
Fitting, Plstc, Str, Bm08/Pm06, 3-19
Fitting, Plstc, Str, Bm08/Pm12, 3-23, 3-25
Fitting, Plstc, Str, Bm10/Bm10, 2-55, 2-61
Fitting, Plstc, Str, Bm12/Bm12, 2-137
Fitting, Plstc, Str, Bm12/Pm08, Nyl, 3-3, 4-3
Fitting, Plstc, Str, Bm12/Pm12, 2-137
Fitting, Plstc, Str, Pf06/Qm10, Pvc, 3-39
Fitting, Plstc, Str, Pm02/Bm05, 4-23
Fitting, Plstc, Str, Pm04, Cplg, Mal, 3-21, 3-29
Fitting, Plstc, Str, Pm04/Pm06, Nyl, 3-39
Fitting, Plstc, Str, Pm08/Pm08, 3-3
Fitting, Plstc, Str, Pm12/Pm12 1.60l, 3-3, 3-19, 3-29, 3-39
Fitting, Plstc, Tee, Bm04/Bm04/Bm04, 3-29
Fitting, Plstc, Tee, Bm04/Bm08/Bm08, Br, 3-19
Fitting, Plstc, Tee, Bm06/Pm02/Bm06, 4-23
Fitting, Plstc, Tee, Bm08/Bm08/Bm08, 3-19
Fitting, Plstc, Tee, Bm08/Bm12/Bm12, Br, 3-23, 3-25, 3-31, 3-41, 3-43, 3-57
Fitting, Plstc, Tee, Bm10/Bm10/Bm10, 2-33, 2-47
Fitting, Plstc, Tee, Bm12/Bm12/Bm12, 2-137, 3-13
Fitting, Plstc, Tee, Pf08/Pf08/Pf08, 3-3
Fitting, Plstc, Tee, Pf12/Pf12/Pf12, 3-3, 3-19, 3-29, 3-39
Fitting, Plstc, Y, Bm08/Bm08/Bm08, Nyl, 3-25, 3-29, 3-33, 3-43
Fitting, Plug, 2-23
Fitting, Plug, M16, Intake Manifold, 2-31, 2-33, 2-41
Fitting, Plug, Org, #6, Valve [Cec], 4-11, 4-13, 4-15, 4-17
Fitting, Str, 2-37
Fitting, Str, .19brb X .12mpt, 2-29
Fitting, Str, 10-10 Orb, 37fi [Mit], 6-21
Fitting, Str, E90, .25npt, 3-37
Fitting, Vacuum [M16-15-6h], 2-29, 2-31, 2-33, 2-41
Flange Mounting, 4-8
Flange, Motor, Hyd [En], 4-9
Flap, Battery, 2-13
Flapper, Valve, Pump, Water, 4-3
Flywheel, 5-5
Flywheel, Coupling, Assy [Mit20/24m], 6-18
Flywheel, Flatface [Mit 20/24m], 6-18
Frame Wldt, Lift, Hpr, 2-99
Frame Wldt, Main, Replmt [m20 & T20], 2-7
Frame Wldt, Sqge, Lh, 2-129
Frame Wldt, Sqge, Rh, 2-125
Frame Wldt, Sqge, Side Brush, 3-7
Fuelline, .31d Str/Str, Plstc, 2-49, 2-51
Fuelline, .31d Str/Str, Plstc [Mit 2013], 2-51
Fuelline, .31d Str/Str,Plstc[M20/T20 07], 2-51
Fuse, 015a, 2-87
Fuse, 10 Amp, 2-234
Fuse, 15 Amp, [Min-15], 2-234
Fuse, 20 Amp, [Min-20], 2-234
Fuse, 5 Amp, [Min-5], 2-234
Fuse, 50amp, 2-234
Fuse, 60 Amp, 2-234

G

- Gasket, 2-37, 6-5
Gasket Kit, Repair, Gas [Gm1.6l 2007], 2-31, 2-33
Gasket Kit, Repair, Lpg [Gm1.6l 2007], 2-41
Gasket, .25 1.88d 1.0id [Poron], 4-3
Gasket, 3.23id 3.63od .16th, Ure, 2-139

- Gasket, 4.05id 5.29od .19 [Buna], 2-139, 4-3
 Gasket, Body, Throttle [1.6l], 2-31, 2-33
 Gasket, Case, Front, 6-12
 Gasket, Cover [T-Belt], 6-7
 Gasket, Cover [Timing Belt], 6-7
 Gasket, Cover, Fuse Block, 2-87
 Gasket, Cover, Hsng, Camshaft, 5-3
 Gasket, Cover, Recvy Tank, 2-139
 Gasket, Cover, Rocker, 6-4
 Gasket, Cylinder, Hear, 6-5
 Gasket, Exhaust, 2hole, 3.4bc, 2-71, 2-73, 2-75
 Gasket, Flng, Pipe, Exhaust, 2-71, 2-73
 Gasket, Head, Cyl, 5-3
 Gasket, Hppr, Transition, 2-145
 Gasket, Manifold, Exh [Mit], 6-16
 Gasket, Manifold, Exhaust, 5-9, 6-16
 Gasket, Manifold, Intake, 2-29, 2-31, 2-33, 2-37, 5-9, 6-15
 Gasket, Oil, Adapter [Mit 2.0/2.4], 6-21
 Gasket, Oil, Filler, Cap, 6-4
 Gasket, Pan, Oil, 5-8
 Gasket, Plt, Hose, Vacuum, 2-143
 Gasket, Plug, Drain, Oil, 6-7
 Gasket, Plug, Relief Valve, Oil Press, 2-23, 5-7
 Gasket, Pump, Oil, 5-7
 Gasket, Pump, Water, 6-13
 Gasket, Screen, 6-7
 Gasket, Sender, Fuel, 2-51
 Gasket, Sqge, 1-1, 2-121
 Gasket, Throttle [Mit 40mm], 6-27, 6-28
 Gasket, Tube [Pcv], 5-3
 Gasket, Water [Mit 2.0/2.4], 6-22
 Gasket, Water Supply [Mit 2.0/2.4], 6-23
 Gasspring, 180lb, 03.0strk, 2-15
 Gauge, Sensing, Level, 2-165
 Gear, Drive, Oil Pump, 5-7
 Gear, Ring, Drive, Oil Pump, 5-7
 Gear, Ring, Starter, 5-5
 Geroler, Motor, Hyd, 4-5
 Gerotor Set, 4-8
 Gerotor Set [Cl], 4-9
 Grill Wldt, Front, 2-19
 Grill, Eng, 2-21
 Grill, Side, 2-15
 Grip, Handle, 2-135, 2-141
 Grommet, Blind, 4-23
 Grommet, Pye, 0.37id, F/1.5h, .13 Matl, 3-5
 Grommet, Rbr, 0.20id, F/0.4h, .12 Matl, 2-29, 2-37
 Grommet, Rbr, 0.62id, F/0.9h, .06 Matl, 2-105, 3-37
 Grommet, Rbr, 0.62id, F/0.9h, .12 Matl, 3-5
 Grommet, Rbr, 0.75id, F/1.3H, .12 Matl, 2-15
 Grommet, Rbr, 1.06id, F/1.4h, .19 Matl, 2-105
 Grommet, Rbr, 1.50id, F/1.8h, .19 Matl, 2-105
 Grommet, Rbr, 2.13id, F/2.5h, .12 Matl, 3-19, 3-29
 Guard Kit, Sqge, Ci [M20], 3-59
 Guard Wldt, Brush, Side, 3-13
 Guard Wldt, Pntd [M20/T20], 3-59
 Guard Wldt, Sqge [M20/T20/M30], 3-59
 Guard Wldt, Top, Ohg, 3-51
 Guard, Fan, Gas/Lpg, Ce [M20/T20], 2-79
 Guard, Fan, Side, 2-69
- ## H
- Handle Wldt, Drain, 2-139
 Handle, Valve, Pinch, Lh, 2-141
 Handle, Valve, Pinch, Rh, 2-135
 Hanger, Engine, 6-15
 Harness [Fast, M20 And T20], 3-27
 Harness, Adapter, Eng [2007], 2-235
 Harness, Eng [1.6l, Gm, E-cntrl], 2-234
 Harness, Headlight [M20 And T20], 2-226
 Harness, Hppr [M20], 2-229
 Harness, Hppr [M20/M30], 2-229
 Harness, Hppr, Cover [M20], 2-231
 Harness, Injector, Gas [1.6l, Gm, E-cntrl], 2-234
 Harness, Injector, Lpg [1.6l, Gm, E-cntrl], 2-234
 Harness, Main [M20], 2-225
 Harness, Manifold, Gas, 2-51
 Harness, Spray, Nozzle, 3-57
 Harness, Warning / Backup [M20 & T20], 3-47, 3-49
 Harness, Wire [Ec-H2o, Mako, 2.0l & Dsl], 3-46
 Harness, Wire [Ec-H2o], 3-46
 Harness, Wire [Fast Gen 2], 3-35
 Harness, Wire, Eng, Gas [Mit, 2.0L], 2-234
 Harness, Wire, Eng, Gas [Gm 1.6L 10], 2-234
 Harness, Wire, Eng, Gas [Gm 1.6L], 2-234
 Harness, Wire, Eng, Gas [Mit, 2.0l], 6-25
 Harness, Wire, Eng, Lpg [Gm 1.6L 10], 2-234
 Harness, Wire, Eng, Lpg [Gm 1.6l], 2-234
 Harness, Wire, Eng, Lpg [Mit, 2.0l], 6-25
 Harness, Wire, Eng, Lpg [Mit, 2.0L], 2-234
 Head Assy, Cylinder, 6-5
 Head, Cyl, 5-3
 Headlight, 12vdc, 27watt, 2.1a, Oval Rpl by1060942, 2-7
 Headlight, 12Vdc, Oval, Halogen, 2-7
 Hinge Wldt, Shrd, Lh, 2-21
 Hinge Wldt, Shrd, Rh, 2-15
 Hinge, .38pin .11 3.5w 06.0l 6/0.38sl, 2-19
 Hinge, .50pin .19 4.0w 06.0l 3/0.44sl, 2-127, 2-131
 Hopper, Debris, Rm-Hg, Trimmed, 2-101
 Horn, 12vdc, Dba [Wolo], 2-87
 Hose [Epr To Manifold], 2-45, 2-47
 Hose [Mixer To Epr], 2-45
 Hose [Pcv], 5-3
 Hose Assy, Sqge, 2-139
 Hose Assy, Upper, Tap [Mit], 6-29
 Hose Assy, W/1cuff, 1.0d 09l 1.0/, 2-101
 Hose Assy, W/2cuff, 1.5d 084l [Vacwand], 3-55
 Hose Assy, W/2cuff, 1.5d 84l [Vacwand], 3-53
 Hose Kit, Coolant, Replmt [Mitsubishi], 2-85
 Hose, Hyd, Tc06, Jf06str/Jf06str, 054.0, 2-157
 Hose, 170mm [Ftv-Ptv], 2-37
 Hose, 355mm [Fl-Vrp], 2-37
 Hose, 9.5mm X 290mm [Pcv], 2-37
 Hose, 9.5mm X 450mm [Pcv], 2-29
 Hose, 90x90, Filter, Oil, Remote[Mit], 6-21
 Hose, 90xstr, Filter, Oil, Remote[Mit], 6-21
 Hose, Afmkt, Coolant Recvy, 05ft, 2-77, 2-83, 2-85
 Hose, Afmkt, Pvc, Brd 0.38id 02ft, 3-5
 Hose, Afmkt, Pvc, Brd 0.50id 02ft, 3-23
 Hose, Afmkt, Pvc, Brd 0.50id 03ft, 3-19
 Hose, Afmkt, Pvc, Brd 0.50id 08ft, 3-19, 3-25
 Hose, Afmkt, Pvc, Brd 0.62id 01ft, 3-5
 Hose, Afmkt, Pvc, Brd 0.75id 08ft, 2-137, 3-3, 3-13
 Hose, Afmkt, PVC, Brd, 0.31id, 03Ft, Clr, 3-39, 4-23
 Hose, Afmkt, Pvc, Brd, 0.38id, 01ft, Clr, 4-23
 Hose, Afmkt, Pvc, Brd, 0.38id, 02ft, Clr, 3-43, 4-23
 Hose, Afmkt, Pvc, Brd, 0.38id, 03ft, Clr, 3-29
 Hose, Afmkt, Pvc, Brd, 0.50id, 01Ft, Clr, 3-29, 3-39
 Hose, Afmkt, Pvc, Brd, 0.50id, 02ft, Clr, 3-39
 Hose, Afmkt, Pvc, Brd, 0.50id, 08ft, Clr, 3-31, 3-33, 3-43
 Hose, Afmkt, Pvc, Brd, 0.50id, 12ft, Clr, 3-41
 Hose, Afmkt, Pvc, Brd, 0.75id, 08ft, Clr, 3-31, 3-41, 3-57
 Hose, Afmkt, Pvc, Clr 0.25id 03ft, 3-21
 Hose, Afmkt, Pvc, Clr 0.50id 08ft, 3-25
 Hose, Afmkt, Pvc, Clr, 0.25id, 02ft, 3-29
 Hose, Afmkt, Pvc, Clr, 0.25id, 03ft, 3-39
 Hose, Afmkt, Pvc, Clr, 0.38id, 01ft, 3-29
 Hose, Afmkt, Pvc, Clr, 0.38id, 03ft, 3-29
 Hose, Afmkt, Pvc, Clr, 0.50id, 08ft, 3-33
 Hose, Afmkt, Pvc, Wir, 0.50id, 03ft, Clr, 3-29
 Hose, Afmkt, Rbr, Heater, 0.38id, 03ft, 2-35, 2-43
 Hose, Afmkt, Rbr, Heater, 0.62id, 02ft, 2-33
 Hose, Afmkt, Rbr, Heater, 0.62id, 08ft, 2-47
 Hose, Afmkt, Vacuum, 0.16id 01ft, 3-5
 Hose, Afmkt, Vacuum, 0.16id, 03ft, 2-105
 Hose, Air-Intk, Flex 4.00id 18.0l, 2-143
 Hose, Balancing, Press, 045mm, 2-37
 Hose, Balancing, Press, 680mm, 2-37
 Hose, Coolant, Mold, 1.25id To 1.62id, 2-83, 2-85
 Hose, Coolant, Molded [Mit 20/24m], 6-29
 Hose, Drain, 3.00id X 48.0l, 2-135, 2-141
 Hose, Drain, Eng Oil, 2-23
 Hose, Drain, Oil [Mit 20/24m], 6-7
 Hose, Drain, Overflow, Radiator [1pick=1ft], 2-59, 2-65
 Hose, Flex, Vacuum, 3.5d 32.0l, 2-145
 Hose, Fuel [Mixer To Epr, 22.5"L], 2-47
 Hose, Fuel, 0.31id [Evap Emission 07], 2-51

CROSS REFERENCE

- Hose, Fuel, .19, 2-29
Hose, Fuel, .38d, Rbr[16"L], 6-15
Hose, Fuel, 0.18id, 29.0l, 2-83, 2-85
Hose, Fuel, 0.31id 12.0l, 2-49
Hose, Fuel, 0.31id 24.0l, 2-49
Hose, Fuel, 0.50id 21.0l, 2-51
Hose, Fuel, 0.50id, 21.0l, 2-51
Hose, Fuel, Molded [Mit 20/24m], 6-29
Hose, Heater, 2-29, 2-31
Hose, Heater, 0.38id, 2-31, 2-45
Hose, Heater, 0.62id, 024.0l, 2-33
Hose, Heater, 0.62id, 038.0l, 2-47
Hose, Heater, E90, 0.62id 07.0 2.0, 2-55, 2-61
Hose, Heater, E90, 0.62id, 24.0 4.0, 3-33, 3-43
Hose, Hyd, 26.0l, 2-23
Hose, Hyd, Med04, Jf04e90/Jf04str, 016.0, 2-157
Hose, Hyd, Med06, Jf06e90/Jf06str, 042.0, 2-155
Hose, Hyd, Med06, Jf06e90/Jf06str, 038.0, 3-17
Hose, Hyd, Med06, Jf06str/Jf06str, 018.0, 2-155
Hose, Hyd, Med06, Jf06str/Jf06str, 022.0, 2-155
Hose, Hyd, Med06, Jf06str/Jf06str, 042.0, 2-155
Hose, Hyd, Med08, Jf08e90/Jf08str, 031.0, 2-155
Hose, Hyd, Med08, Jf08str /Jf08e45, 21.0, 2-155
Hose, Hyd, Med08, Jf08str/Jf08str, 022.0, 2-157
Hose, Hyd, Med10, Jf10str/Jf10str, 41.0, 2-155
Hose, Hyd, Med10, Jf10str/Jf10str, 36.0, 2-155
Hose, Hyd, Med12, Jf12e90/Jf12str, 50.0, 2-155
Hose, Hyd, Med12, Jf12e90/Jf12str, 029.0, 2-155
Hose, Hyd, Med12, Jf12str/Jf12str, 052.0, 2-155
Hose, Hyd, Med12, Jf12str/Jf12str, 066.0, 2-155
Hose, Hyd, Spcl, Jf04str/Jf04str, 115.0, 2-157
Hose, Hyd, Spcl, Jf04str/Jf04str, 121.0, 2-157, 2-159
Hose, Hyd, Spcl, Jf04str/Jf04str, 127.0, 2-157
Hose, Hyd, Spcl, Jf04str/Jf04str, 133.0, 2-157
Hose, Hyd, Spcl, Jf04str/Jf06str, 125.0, 2-159
Hose, Hyd, Spcl, Jf10e45/Jf10str, 58.0 (Replaced by 1039148), 2-153
Hose, Hyd, Spcl, Jf10e90/Jf10str, 63.0, 2-153
Hose, Hyd, Spcl, Jf10str/Jf10str, 56.5, 2-153
Hose, Hyd, Suc20, Jf20str/Jf20e90, 030.0, 2-155
Hose, Hyd, Tc04, Jf04e45/Qm06, 026.0, 2-159
Hose, Hyd, Tc04, Jf04e45/Qm06, 028.0, 2-159
Hose, Hyd, Tc04, Jf04e90/Jf04str, 020.0, 2-157
Hose, Hyd, Tc04, Jf04str /Jf04e90, 70.0, 2-157
Hose, Hyd, Tc04, Jf04str /Jf04e90, 88.0, 2-157
Hose, Hyd, Tc04, Jf04str /Jf04str, 20.0, 3-17
Hose, Hyd, Tc04, Jf04str /Jf04str, 39.0, 3-17
Hose, Hyd, Tc04, Jf04str/Jf04str, 96.0, 2-157
Hose, Hyd, Tc06, Jf06e90/Jf06str, 040.0, 2-153
Hose, Hyd, Tc06, Jf06e90/Jf06str, 104.0, 2-153
Hose, Hyd, Tc06, Jf06str /Jf06e45, 54.0, 2-157
Hose, Hyd, Tc06, Jf06str /Jf06e45, 56.0, 2-157
Hose, Hyd, Tc06, Jf06str /Jf06e90, 74.0, 3-17
Hose, Hyd, Tc06, Jf06str /Jf06str, 23.0, 3-17
Hose, Hyd, Tc06, Jf06str/Jf06str, 033.0, 3-17
Hose, Hyd, Tc06, Jf06str/Jf06str, 062.0, 3-17
Hose, Hyd, Tc06, Jf06str/Jf06str, 086.0, 3-17
Hose, Hyd, Tc08, Jf08E45/Jf08Str, 026.0, 2-155
Hose, Hyd, Tc08, Jf08e45/Jf08str, 26.0, 2-155
Hose, Hyd, Tc08, Jf08e45/Jf08str, 96.0, 2-153
Hose, Hyd, Tc08, Jf08e90/Jf08str, 024.0, 2-155
Hose, Hyd, Tc08, Jf08e90/Jf08str, 029.0, 2-155
Hose, Hyd, Tc08, Jf08e90/Jf08str, 034.0, 3-17
Hose, Hyd, Tc08, Jf08e90/Jf08str, 046.0, 2-155
Hose, Hyd, Tc08, Jf08e90/Jf08str, 056.0, 3-17
Hose, Hyd, Tc08, Jf08e90/Jf08str, 13.0, 2-157
Hose, Hyd, Tc08, Jf08str/Jf08e90, 012.0, 3-15
Hose, Hyd, Tc08, Jf08str/Jf08e90, 031.0, 2-155
Hose, Hyd, Tc08, Jf08Str/Jf08Str, 021.0, 2-155
Hose, Hyd, Tc08, Jf08str/Jf08str, 024.0, 2-155
Hose, Hyd, Tc08, Jf08str/Jf08str, 031.0, 2-155
Hose, Hyd, Tc08, Jf08str/Jf08str, 034.0, 3-17
Hose, Hyd, Tc08, Jf08str/Jf08str, 056.0, 3-17
Hose, Hyd, Tc08, Jf08str/Jf08str, 084.0, 3-17
Hose, Hyd, Tc08, Jf08str/Jf08str, 21.0, 2-155
Hose, Hyd, Tc08, Jf08str/Jf08str, 48.0, 2-157
Hose, Hyd, Tc12, Jf12e90/Jf12str, 044.0, 2-155
Hose, Hyd, Tco4, Jf04Str/Qm06, 028.0, 2-159
Hose, Hyd, Med04, Jf04str/Jf04str, 066.0, 2-153
Hose, Hyd, Tc 04, Jf04str /Jf04e45 , 35.0, 2-159
Hose, Intake, Mold [Epdm Mit 2013], 2-59, 2-65
Hose, Intake, Mold, 2.00id [Epdm], 2-55, 2-57, 2-59, 2-61, 2-63, 2-65
Hose, Intake, Mold, 2.00id, Gas [Epdm], 2-55
Hose, Intake, Mold, 2.00id, Lpg [Epdm], 2-61
Hose, Intake, Mold, 2.0id [Epdm M20/T20], 2-57, 2-63
Hose, Intake, Mold, 2.0id, Gas, 2-57
Hose, Intake, Mold, 2.0id, Lpg, 2-63
Hose, Intake, Mold, 2.0id, Lpg [Gm 2010], 2-63
Hose, Intake, Mold, Gas [Epdm Mit 2013], 2-59
Hose, Intake, Mold, Lpg [Epdm Mit2013], 2-65
Hose, Lpg, Med05, Pm04str, 027.0, 2-53
Hose, Lpg, Med05, Pm04str/Sm04str, 55.0l, 2-53
Hose, Mold, .62 To .75, 2-37
Hose, Mold, .62 To .75 (Cut in 2), 2-45
Hose, Pvc, Brd, 0.62id 0.88od 09.00l, 3-3
Hose, Pvc, Clr, 0.38id 0.56od 22.00l, 2-29, 2-38, 2-77
Hose, Pvc, Clr, 0.38id 0.56od 48.00l, 3-3, 3-5
Hose, Pvc, Clr, 0.38id 0.56od 022.0l, 2-31, 2-45, 2-83, 2-85
Hose, Pvc, Clr, 0.50id 0.69od 26.00l, 3-13
Hose, Pvc, Clr, 0.50id 0.69od 30.00l, 2-87
Hose, Radiator, Lower, Mold, 2-77, 2-83
Hose, Radiator, Mold, .75ld X .62ld (Cut in two), 2-33
Hose, Radiator, Upper, Mold, 2-77
Hose, Rbr, 2.00id 2.50od 05.0l, 2-55, 2-61
Hose, Rbr, E90 1.25id 1.25id 04.2 03.1, 2-77
Hose, Rbr, E90, 1.25id 1.25id 04.2 03.1, 2-83, 2-85
Hose, Supply, Gas, .25id, 2-45, 2-47
Hose, Vacuum, 0.22id X 15.0l, 2-31, 2-33, 2-41
Hose, Vacuum, 19.0l, 2-121
Hose, Valve, Press Trim, 350mm, 2-37
Hose, Vent, E90, 0.62id[Gm1.6l 2007], 2-57, 2-63
Hose, Water, Coil, 3-57
Housing, 4-7
Housing Assy, Vacfan, Scrbr, 2-143
Housing Assy, Vacfan, Swpr, 2-145
Housing Kit, Drive, Front, Replmt, 2-89
Housing Kit, Pump, Water, 4-3
Housing Wldt, Brush, Drive, 2-111, 2-113
Housing Wldt, Vacfan, Front [528], 2-143
Housing, Bottom, 4-23
Housing, Brg, Motor, Hyd, 4-5

Housing, Camshaft, 5-3, 5-11
 Housing, Cplg, Qf / Pm08, 3-39
 Housing, Flywheel [Mit 2.0], 6-18
 Housing, Motor, Hyd [En], 4-9
 Housing, Pump, 2-23
 Housing, Sppt, Rear Wheel, 2-89
 Housing, T-Stat, 2 Holes [Mit], 6-22
 Housing, Thermostat, 6-22
 Housing, Throttle, 40mm [Bosch], 2-29,
 2-31, 2-33, 2-37, 2-41
 Housing, Valve, 4-5
 Housingl, 4-8
 Hsg & Switch Kit, Pump, Repair,, 4-21
 Hub Assy, Wheel, 5 Bolt 4.50bc Taper B,
 2-89
 Hub, Drive, Brush, Disk, 1.00b [6t], 3-7,
 3-9
 Hub, Drive, Brush, Disk, 3hole 5.8bc, 2-5
 Hub, Drive, Brush, Disk, 3hole 5.8bc[6t],
 2-5

I

Idler Assy, Brush, Replmt [M20/T20, M30],
 2-111, 2-113
 Impeller, 9.00d X 1.40w X 0.376b, 2-145
 Impeller, 9.5d, 18 Bl, 2-143
 Indicator, Service, Fltr, Air [20h20 Dn],
 2-55, 2-61
 Injector Kit, Fuel, Gas, 2-29
 Insert, :Lrg [Venturi, FaST III], 4-25
 Insert, Cap, Mount, Es Pump, 4-3
 Insert, Cplg, Qm, Bm08, 3-39
 Insert, Plt, Cam, Pump, Hyd, 4-7
 Instr, Maint, Wall Chart [M20], 3-60
 Instr, Motor, Hyd, Repair [En], 4-9
 Instr, Repair, Motor, Hyd, Gear, 4-5
 Instr, Repair, Pump, 4-7
 Instr, Seal Kit, Motor, 4-10
 Instr, Valve, Steering, Repair, 4-19
 Instr. Repair Info, Motor, 4-8
 Insulation, 3-51
 Insulation, Acstc, Rnd, 0.8, 02.5d 0.5h,
 2-17
 Insulation, Flame-Retardant, 0.5, 2-21,
 2-49, 2-51
 Insulation, Flame-Retardant, 0.50, 2-143
 Insulation, Flame-retardant, 0.75-0.88,
 2-11, 2-15, 2-143
 Insulation, Flame-Retardant, 1.0, 2-15
 Insulation, Shrd, Eng, Gusset, 2-21
 Insulation, Thermal, Hydraulic Blanket,
 2-165
 Isolator, 6-25, 6-29
 Isolator [Epr], 2-45, 2-47
 Isolator, Box, Relay, 2-31, 2-33, 2-35, 2-41,
 2-43
 Isolator, Mtg, Vaporizer, Rbr, 2-37
 Isolator, Rbr, 2-71, 2-73, 2-75
 Isolator, Vib, .50d, 2-23, 2-25, 2-27
 Isolator, Vib, Bshg, 1.1d 0.6l .4b 0.78h,
 2-77, 2-79, 2-81, 2-143, 2-145

K

Key, 6-10
 Key-Wdruff 0.25 1.00, 4-8

Key, Ignition [Set Of 2], 1-1, 2-13
 Key, Motor, Hyd, 4-5
 Key, Shaft, Pump, Hyd, 4-7
 Key, Sq, 0.12 X 0.12, 0.50l, 2-67, 2-69
 Key, Sq, 0.12 X 0.12, 0.75l, 4-10
 Key, Sq, 0.12 X 0.12, 1.00l (Included With
 Motor), 2-143
 Key, Sq, 0.25 X 0.25, 1.25l, 2-111, 2-113
 Key, Valve Stem, 5-3
 Key, Woodruff, 0.25 1.00 [Asa#0808], 4-9
 Kit, Bellows, Pump, Detgt, 4-20
 Kit, Brush, Motor, Ele, 4-3
 Kit, Seal, Motor, Hyd, 4-5
 Kit, Seal, Motor, Hyd, Gear[Barns], 2-143,
 4-10
 Kit, Seal, Valve, Hyd [Cec], 4-10
 Kit, Valve, Check, Pump, Water, 4-3
 Knob Assy, Star, 1.12d 3ear M10, 2-123
 Knob, Star, 2.80d 4ear 1.1l .31-18 Pyp,
 2-121
 Knob, Tee, 2.5x1.0 1.1l 0.38-16 Plstc,
 2-17

L

Label [User, Attention, ec-H2O], 2-237
 Label Kit, Panel, Replmt [M20], 2-13
 Label Kit, Panel, Replmt [M20/M30
 ec-H2O only], 2-13
 Label Set, Brush Indicator & Removal,
 2-237
 Label Set, Hi Temp, 2-237
 Label Set, Info/Hzrd, Swpr / Scrbr, 2-237
 Label, Caution [Apply Parking Brake],
 2-237
 Label, Logo, 05.75L 2Color [ES], 2-237
 Label, Logo, 07.95L 2Color [FaST], 2-237
 Label, Logo, 12.3L 4Color [ec-H2O], 2-237
 Label, Logo, 16.9L 4Color [ec-H2O], 2-237
 Label, Model, 2Color [M20], 2-237
 Label, Switch, Rocker [M20/M30], 2-13
 Lamp, 12vdc [Speaker], 2-7
 Lamp, Bulb, Flsh, 3-49
 Lamp, Flasher, Amb [12-48 Vdc], 3-49
 Lamp, Halogen [Speaker], 2-7
 Latch, 2-15, 2-77, 2-103, 2-105, 2-111,
 2-113, 2-133
 Latch Assy, Mtg, Tank, Lpg, W/Nut, 2-53
 Latch Kit, Cover, Soltn, Replmt[M20/T20],
 2-133
 Latch, Cover, 2-133
 Latch, Door [Southco 91-562-07], 2-21,
 2-125, 2-129
 Latch, Hook, 2-127, 2-131
 Lens, Blue, Option, F/ Revl / Flsh Light,
 3-49
 Lens, Lamp, Amb, Strobe/Flasher, 3-49
 Lens, Red, Option, F/ Revl / Flsh Light,
 3-49
 Light Kit, Flsh, Ci [M20 And T20], 3-49
 Light, Led, .312D, 2 Volt [Tri-Color]
 (ec-H2O only), 2-13
 Light, Panl, 14vdc, , 1.1 X 1.0, 2-13
 Light, Tail, 12vdc, 2-105
 Link Assy, Rod-End, M12, 2-119
 Lock-Off, 12v, Lpg [Mit], 6-29

Lock, Secondary, 2cav, Mp280 Sealed,
 4-21
 Loom, Convolved, Split 5/8 [Mit], 6-15

M

Magnet, Drive Brush, 2-53
 Maint Kit, 400hr [M20/T20/M30 Lpg 2010],
 1-1
 Maint Kit, Gas, 400hr[M20/T20], 1-1
 Maint Kit, Gas, 800hr[M20/T20], 1-1
 Maint Kit, Lpg, 400hr[M20/T20], 1-1
 Maint Kit, Lpg, 800hr [M20/T20/M30 Lpg
 2010], 1-1
 Maint Kit, Lpg, 800hr[M20/T20], 1-1
 Manifold, Bar, Spray, 37.5inch, 2-137
 Manifold, Exhaust, 5-9
 Manifold, Exhaust [Mit 2.0/2.4], 6-16
 Manifold, Gas, Relief, Valve, 2-51
 Manifold, Intake [1.6], 2-29, 2-31, 2-33,
 2-37, 2-41
 Manifold, Intake [Mit 20/24m Tilt], 6-15
 Manifold, Water, 3-39
 Manual, Eng, Cd-Rom [Tier li,Gm1.6],
 3-60
 Manual, Oprtr [M20 Gas/Lpg Cz Ce], 3-60
 Manual, Oprtr [M20 Gas/Lpg De Ce], 3-60
 Manual, Oprtr [M20 Gas/Lpg Dk Ce], 3-60
 Manual, Oprtr [M20 Gas/Lpg En Ce], 3-60
 Manual, Oprtr [M20 Gas/Lpg Es Ce], 3-60
 Manual, Oprtr [M20 Gas/Lpg Fi Ce], 3-60
 Manual, Oprtr [M20 Gas/Lpg Fr Ce], 3-60
 Manual, Oprtr [M20 Gas/Lpg Gr Ce], 3-60
 Manual, Oprtr [M20 Gas/Lpg Hu Ce], 3-60
 Manual, Oprtr [M20 Gas/Lpg It Ce], 3-60
 Manual, Oprtr [M20 Gas/Lpg Ni Ce], 3-60
 Manual, Oprtr [M20 Gas/Lpg No Ce], 3-60
 Manual, Oprtr [M20 Gas/Lpg PI Ce], 3-60
 Manual, Oprtr [M20 Gas/Lpg Pt Ce], 3-60
 Manual, Oprtr [M20 Gas/Lpg Ru Ce], 3-60
 Manual, Oprtr [M20 Gas/Lpg Se Ce], 3-60
 Manual, Oprtr [M20 Gas/Lpg Tr Ce], 3-60
 Manual, Oprtr [M20 Gas/Lpg, Bg], 3-60
 Manual, Oprtr [M20 Gas/Lpg, Ee, Ce],
 3-60
 Manual, Oprtr [M20 Gas/Lpg, Lt, Ce], 3-60
 Manual, Oprtr [M20 Gas/Lpg, Lv, Ce], 3-60
 Manual, Oprtr [M20 Gas/Lpg, Ro Ce], 3-60
 Manual, Oprtr [M20 Gas/Lpg, Sk, Ce], 3-60
 Manual, Oprtr [M20 Gas/Lpg, Sl, Ce], 3-60
 Manual, Parts [M20 Gas/Lpg, Ce], 3-60
 Manual, Service [M20 En], 3-60
 Manual, Service, Eng [Gm1.6], 3-60
 Manual, Service, Eng[Gm1.6l Em Cert],
 3-60
 Mat, Floor, 2-9
 Media, Cd-Rom, Training [ec-H2O
 Tennant], 3-60
 Mirror, Convex, 0.50D, 3-51
 Mixer [E100lp Gm 2010], 6-30
 Mixer [E100lp Gm1.6l 2010], 2-41
 Mixer, Lpg [Gm 1.6], 2-37
 Mixer, W/70deg Ftg, 2-41
 Module Kit, Replmt [Ec-H20], 4-23
 Module Kit, Replmt [Ec-H20] (See
 Breakdowns), 3-37
 Module, Ecu, Gas [Gm 1.6], 2-29

CROSS REFERENCE

Module, Ecu, Gas [Gm1.6l 2010], 2-33
Module, Ecu, Gas [Mit 2.0l 2013], 6-25
Module, Ecu, Lpg [Gm 1.6l], 2-37
Module, Ecu, Lpg [Gm1.6l 2007], 2-41
Module, Ecu, Lpg [Gm1.6l 2010], 2-41
Module, Ecu, Lpg [Mit 2.0l 2013], 6-25
Molding, Afmkt, Trim, Pvc, .08 .11, 01Ft, 3-37
Molding, Afmkt, Trim, Pvc, .08 .11, 1ft, 2-9
Molding, Trim, Pvc, .08-.11 06.8l, 2-81
Molding, Trim, Pvc, .08-.11 13.2l, 2-51
Molding, Trim, Pvc, .18-.31 07.5l, 2-105
Motor Kit, Pump, Repair,, 4-21
Motor Kit, Replmt [M20&T20], 2-143
Motor, Ele [12vdc, Shaker], 2-103
Motor, Ele 12Vdc, Shaker, 2-103
Motor, Ele, 12vdc, Pump, Water, 4-3
Motor, Ele, Gear, 14vdc, Pump, Detgt, 4-20
Motor, Hyd Gear In 4.5 B 1500, 4-8
Motor, Hyd, Gear, [Ex] .194 R 3000 (See Breakdowns), 2-145
Motor, Hyd, Gear, [Int], 19.0 X 3000, 4-5
Motor, Hyd, Gear, Ext 0.19 Rh 3000, 4-10
Motor, Hyd, Gear, Int 04.5 Bi-Dir 1500, 2-111, 2-113
Motor, Hyd, Gear, Int 04.5 Bi-Dir 1500 (See Breakdowns), 2-111, 2-113
Motor, Hyd, Gear, Int 08.9 Bi-Dir 2500, 3-9, 4-9
Motor, Hyd, Gear, Int 08.9 Bi-Dir 2500 (See Breakdowns), 3-7, 3-9
Motor, Hyd, Gear, Int 19.0 Bi-Dir 3000 (See Breakdowns), 2-89
Mount Wldt, Eng, Gas/Lpg, 2-23
Mount Wldt, Valve, Pinch, Lh, 2-141
Mount Wldt, Valve, Pinch, Rh, 2-135
Mount, Fltr, Remote, 6-21
Muffler, Catalytic [Gm 1.6l], 2-71
Muffler, Catalytic [Gm 1.6l 2007], 2-73
Muffler, Catalytic [Gm 1.6l 2010], 2-73
Muffler, Catalytic [Mit 2.0l 2013], 2-75
Muffler, Short [Non-Catalytic Gm1.6/3.0], 2-71
Muffler, Vacfan, 4.0id, 2-145

N

Nipple, Hose, 3-57
Nozzle, 3-57
Nozzle Kit, Spray, Ci, 3-57
Nozzle, Spray, Gun, 3-57
Nozzle, Wand, Plstc, 14.0l, 3-55
Nozzle, Wand, Plstc, 14.0lg, 3-53
Nut, 6-9, 6-10
Nut-Hxslot .75-16 Pltd, 4-8
Nut, Adj, Mtg, Tank, Lpg, 2-53
Nut, Coil, F/#8, 4-11, 4-13, 4-17
Nut, Coil, Nyl Patch, 4-15
Nut, Flange, 6-13
Nut, Flng, M05-0.8 [Gm1.6l Lp 2010], 6-30
Nut, Flng, M05-0.8 [Gm1.6L Lp 2010], 2-41
Nut, Flng, M8, 6-15, 6-16, 6-19, 6-21, 6-22
Nut, Ftg, Hyd, 0.56-18, 2-163
Nut, Hex, Flng, M5 X 0.8, 2-99

Nut, Hex, Flng, M6 X 1.00, 2-69, 2-79, 2-81
Nut, Hex, Flng, M8 X 1.25, 2-45, 2-47, 2-125, 2-129, 2-163
Nut, Hex, Jam, .31-24, 2-93
Nut, Hex, Jam, .50-20, 2-115, 3-11
Nut, Hex, Jam, .50-20, Lh, 2-115
Nut, Hex, Jam, M10 X 1.5, Ss, 2-53, 2-67
Nut, Hex, Jam, M20 X 1.5, 2-17
Nut, Hex, Lock, .25-20, NI, 2-49, 2-51, 2-143
Nut, Hex, Lock, .25-20, NI, Ss, 2-95, 2-97
Nut, Hex, Lock, .31-18, NI, 2-15, 2-67
Nut, Hex, Lock, .31-18, NI, Thin, 2-15
Nut, Hex, Lock, .31-24, NI, Thin, 2-145
Nut, Hex, Lock, .38-16, NI, Ss, 2-53, 3-11
Nut, Hex, Lock, .38-16, NI, Thin, 2-53, 2-97, 2-143, 2-145
Nut, Hex, Lock, .50-13, NI, Ss, 2-123
Nut, Hex, Lock, .50-13, NI, Thin, 2-115
Nut, Hex, Lock, .50-20, NI, Thin, 2-115
Nut, Hex, Lock, .75-10, NI, 2-89
Nut, Hex, Lock, #08-32, NI, 2-13
Nut, Hex, Lock, M10 X 1.5, NI, 2-53, 2-77, 2-79, 2-81, 2-145, 2-163, 3-51, 3-59
Nut, Hex, Lock, M10 X 1.5, NI, Ss, 2-101, 2-109, 2-119, 2-123
Nut, Hex, Lock, M12 X 1.75, NI, Ss, 2-115, 2-119
Nut, Hex, Lock, M12 X 1.75, NI, 2-23, 2-25, 2-27, 2-91
Nut, Hex, Lock, M4 X 0.7, NI, 2-15, 2-21, 2-77, 3-21
Nut, Hex, Lock, M4 X 0.7, NI, Ss, 2-21, 2-97, 2-125, 2-129, 3-3
Nut, Hex, Lock, M4 X 0.70, NI, Ss, 3-37
Nut, Hex, Lock, M5 X 0.8, NI, 2-15, 2-29, 2-37, 2-87
Nut, Hex, Lock, M5 X 0.8, NI, Ss, 2-111, 2-113, 2-137, 3-13, 3-19, 3-25
Nut, Hex, Lock, M5 X 0.80, NI, 3-37, 3-57
Nut, Hex, Lock, M5 X 0.80, NI, Ss, 2-93, 3-33, 3-43, 3-47, 3-49
Nut, Hex, Lock, M6 X 1.0, NI, 2-15, 2-17, 2-19, 2-29, 2-37, 2-55, 2-61, 2-77, 2-93
Nut, Hex, Lock, M6 X 1.0, Ss, NI, 2-13, 2-71, 2-103, 2-107, 2-109, 2-117, 2-119, 2-137, 2-139
Nut, Hex, Lock, M6 X 1.00, NI, 2-9, 2-57, 2-59, 2-63, 2-65, 2-79, 2-81
Nut, Hex, Lock, M6 X 1.00, Ss, NI, 2-139
Nut, Hex, Lock, M8 X 1.25, NI, 2-7, 2-9, 2-21, 2-49, 2-51, 2-53, 2-55, 2-57, 2-59, 2-61, 2-63, 2-65, 2-67, 2-69, 2-77, 2-81, 2-83, 2-85, 2-87, 2-93, 2-97, 2-127, 2-131, 2-145, 2-167, 3-15
Nut, Hex, Lock, M8 X 1.25, NI, Ss, 2-71, 2-73, 2-75, 2-77, 2-83, 2-97, 2-101, 2-103, 2-107, 2-109, 2-111, 2-113, 2-115, 2-117, 2-119, 2-121, 2-123, 2-125, 2-127, 2-129, 2-131, 2-133, 2-135, 2-141, 3-7, 3-13, 3-15
Nut, Hex, M10 X 1.5 [Stover], 2-71
Nut, Hex, M10 X 1.50 [Stover], 2-71, 2-73, 2-75
Nut, Hex, Sltd, .75-16, 2-91
Nut, Hex, Sltd, 1.12-18, 2-89

Nut, Hex, Sltd, M20 X 2.5, 8, 2-111, 2-113
Nut, Hex, Std, .25-20, 2-31, 2-33, 2-35, 2-41, 2-43
Nut, Hex, Std, .25-28, 2-93, 2-95
Nut, Hex, Std, .25-28, Lh, 2-93
Nut, Hex, Std, .31-18, 2-67, 3-51
Nut, Hex, Std, .38-16, 2-73, 2-75
Nut, Hex, Std, M10 X 1.50, 2-103
Nut, Hex, Std, M12 X 1.75, Ss, 2-127, 2-131
Nut, Hex, Std, M16 X 2.0, 2-19
Nut, Hex, Std, M3 X 0.5, 8, 2-103
Nut, Hex, Std, M5 X 0.8, 8, 2-23, 2-97
Nut, Hex, Std, M6 X 1.00, 8, 3-37
Nut, Hex, Std, M8 X 1.25, 2-9, 2-67, 2-103
Nut, Hex, Std, M8 X 1.25, Brs, 2-23
Nut, Hex, Std, M8 X 1.25, Ss, 2-127, 2-131
Nut, Hex, Stover, M8, 2-75
Nut, Hex, Stover, M8 X 1.25, 2-79
Nut, Isolator, .38-16 Wall Th .015-.437, 3-53
Nut, Low Crown, .50-20, 2-143
Nut, M10-1.25 Flg [Mit], 6-16, 6-18
Nut, M10-1.25, Hx Flg [Mit], 6-25
Nut, M6-1.0 Flange [Mit], 6-25, 6-29
Nut, M8-1.25 [Mit], 6-15
Nut, Manifold, Exhaust, M8 X 1.25, 5-9
Nut, Motor, Hyd, 4-5
Nut, Solenoid, 4-13, 4-17
Nut, Strainer, 6-7
Nut, T, M10 X 1.50 X 15.80d X 13.5l, 2-125, 2-129
Nut, T, M8 X 1.25 X 14.50d X 9.5l, 3-7
Nut, Wheel, .50-20 X 60 Angle, 2-89

O

O-Ring, 6-3, 6-5, 6-12
O-Ring [Mit 208 Buna-N], 6-22, 6-23
Ohg Kit, Ci [M20 And T20], 3-51
Oil, Hyd [El, Iso 100, 01gal], 1-2
Oil, Hyd [El, Iso 100, 05gal], 1-2
Oil, Hyd [El, Iso 32, 01gal], 1-2
Oil, Hyd [El, Iso 32, 05gal], 1-2
Oil, Hyd [El, Iso 68, 01gal], 1-2
Oil, Hyd [El, Iso 68, 05gal], 1-2
Outlet, Water, W/Plug [Mit 2.0/2.4l], 6-22

P

Pad, Pedal, Brake, 3.96l 2.36w 0.75, 2-93
Pad, Tank, Hyd [W/Psa], 2-163, 2-165
Pan, Oil, 6-7
Pan, Oil, W/ Baffle / Plug / Seal, 5-8
Panel Kit, Instmt, Repair [M20/M30], 2-13
Panel Wldt, Adj, 2-9
Panel Wldt, Adj [2007], 2-9
Panel Wldt, Filler, 2-7
Panel Wldt, Gas, Replmt, 2-9
Panel Wldt, Gas, Replmt [W/Fast], 2-9
Panel Wldt, Gas, W/ Es, Replmt, 2-9
Panel Wldt, LPG, Replmt, Ce, 2-9
Panel Wldt, LPG, Replmt, Ce [W/Es], 2-9
Panel Wldt, LPG, Replmt, Ce [W/Fast], 2-9
Panel Wldt, Shrd, Fan, 2-77
Panel, Access, Door, 2-9
Panel, Access, Floor, 2-9

- Panel, Instmt, Rh, Gas, Replmt, 2-13
 Panel, Instmt, Rh, Lpg, Replmt, Ce, 2-13
 Panel, Kit, Instmt, Replmt [M20/M30 ec-H2O only], 2-13
 Parts Basic, Swpr [Coyote], 6-7
 Pawl, Str, 2-111, 2-113
 Pedal, Brake, Lock, 2-93
 Pedal, Propel, 2-95
 Pin Kit, Wheel, Ci [M20/T20/M30], 2-7, 2-105, 3-13
 Pin Wldt, 3-11
 Pin Wldt, Front, 2-121, 3-9
 Pin Wldt, Lift (Replaced by 9003478), 2-123
 Pin Wldt, Pivot, Hppr, 2-7
 Pin, 0.63d 01.8l, 1/M10h, 2cham, 2-123
 Pin, 0.87d 01.8l, 1/M6 X 1.0, 1cham,Stl, 2-99
 Pin, 30mmd X 215mml, 2-7, 2-105, 3-13
 Pin, Arm, Safety, 2-99
 Pin, Clevis, 0.25d X 0.75l, 2-93
 Pin, Clevis, 0.31d X 0.75l, 3-7
 Pin, Clevis, 0.31d X 1.00l, 2-93
 Pin, Clevis, 0.37d X 1.31l, 3-11
 Pin, Clevis, 0.37d X 1.50l, 3-11
 Pin, Clevis, 0.37d X 1.75l, 2-107, 2-109, 2-115, 2-127, 2-131, 3-11
 Pin, Clevis, 0.37d X 2.00l, 2-119
 Pin, Clevis, 0.50 D X 4.50l, 2-95
 Pin, Clevis, 0.62d X 2.91l, 2-99
 Pin, Clevis, 0.75d X 2.00l, 2-115
 Pin, Clevis, 0.88d X 2.25l, 2-99
 Pin, Cotter, .062 X 0.50, 2-93
 Pin, Cotter, .094 X 1.00, 2-93, 2-99, 2-107, 2-109, 2-119, 3-7, 3-11
 Pin, Cotter, .125 X 1.00, 2-95, 2-127, 2-131
 Pin, Cotter, .125 X 1.25, 2-111, 2-113
 Pin, Cotter, .125 X 2.00, 2-89
 Pin, Cotter, .156 X 1.25, 2-115
 Pin, Cotter, .156 X 2.00, 2-91, 2-105
 Pin, Cotter, Hair, 0.31d .058 Wir, 2-15
 Pin, Cotter, Hair, 0.38d .072 Wir, 2-115
 Pin, Cotter, Hair, 0.62d .120 Wir, 2-99
 Pin, Cotter, Hair, 1.00d .178 Wir, 2-7, 2-105, 3-13
 Pin, Cotter, Hair, Dbl, 2-7, 3-13
 Pin, Dowel, 6-3, 6-9, 6-10, 6-12
 Pin, Dowel, Pump, Hyd, 4-7
 Pin, Flywheel [Mit 20/20m], 6-18
 Pin, Grvd, 0.43d 01.8l [303ss], 2-121, 3-9
 Pin, Hitch, .375d X 3.12l, Pl, 3-7, 3-9, 3-59
 Pin, Lift, Drain, 2-139
 Pin, Locating, Lpg, 2-53
 Pin, Lock, Cyl Head, 14mm X 17mm, 5-3, 5-5
 Pin, Lock, Transmission, 5-5
 Pin, Locking, Steering, Tilt, 2-17
 Pin, Retainer, 2-37
 Pin, Ring, Lock, Hsng, Water Pump, 5-7
 Pin, Roll, .125 D X 0.75l, .125/.129, 2-105
 Pin, Roll, .187d X 1.62l, .187/.192, 2-7, 2-105, 3-13
 Pin, Spring, 6-9
 Pin, Valve, Steering, 4-19
 Pipe, Exhaust, Flex [Mit 2013], 2-75
 Piston Set, Ring, 6-10
 Piston, Pin [Std A], 6-10
 Piston, Pin [Std B], 6-10
 Piston, Pin [Std C], 6-10
 Piston, Pump, Hyd, Gear, 4-5
 Piston, W/ Pin, Std, 5-5
 Pivot Wldt, Brush, Side, 3-11
 Plate Assy, Orifice, 0.0105ld, Green, 4-24, 4-25
 Plate Kit, Repair, 2-23
 Plate Wldt, Arm, Stop, 2-99
 Plate Wldt, Fan, Hub [Gm 1.6l], 2-67
 Plate Wldt, Hose, Vacuum, 2-143
 Plate Wldt, Lift, Sqge, 2-119
 Plate Wldt, Mtg, 3-37
 Plate Wldt, Mtg, Solenoid, 2-105
 Plate Wldt, Retainer, Sqge, 3-9
 Plate Wldt, Seat, 2-15
 Plate Wldt, Shagr, Side, 2-103
 Plate Wldt, Wrap, Brush, 2-115
 Plate, Backing, Brake, 2-91
 Plate, Bottom, Hppr, 2-107, 2-109
 Plate, Cam, 4-7
 Plate, Cover, 4-7
 Plate, Door, Clean-Out [Mit2013], 2-81
 Plate, Guard, Belt [Gm 1.6l], 2-23
 Plate, Guard, Fan Shrd, Gas/Lpg, Replmt, 2-77
 Plate, Handle, 2-111, 2-113
 Plate, Hsng [Fast], 3-19
 Plate, Inspection, 3-37
 Plate, Label, Soltn Tank (ec-H2O only), 2-133
 Plate, Mtg, 3-59
 Plate, Mtg [Epr], 6-29
 Plate, Mtg, Ecu [Mit 2.0/2.4l], 6-25
 Plate, Mtg, Fan, Mach [Mit 2013], 2-69
 Plate, Mtg, Latch, 2-133
 Plate, Mtg, Light, 2-13
 Plate, Mtg, Prop Rod, 2-139
 Plate, Mtg, Pump, 3-37, 3-57
 Plate, Mtg, Relay, 2-31, 2-33, 2-41
 Plate, Mtg, Seal, 2-19, 2-77
 Plate, Mtg, Skirt, Scb Head, 2-117
 Plate, Mtg, Vacuum Wand, 3-53
 Plate, Mtg, Valve, 3-25, 3-33, 3-43
 Plate, Orifice, 0.070ld, 3-19
 Plate, Orifice, 0.093ld, 3-19
 Plate, Pin, Clevis, Upper, 2-99
 Plate, Retainer, Door, Dump, 2-107, 2-109
 Plate, Seal, Sound, 2-21
 Plate, Shagr, 2-103
 Plate, Shagr, Bar, 2-103
 Plate, Shield, Dust, 2-69
 Plate, Shield, Heat, Gas/Lpg, Replmt, 2-71, 2-73
 Plate, Skirt, Front, 2-117
 Plate, Spacer, Motor, Hyd [En], 4-9
 Plate, Sppt, 2-93
 Plate, Sppt, Tank, 2-139
 Plate, Stop, Brake, 2-93
 Plate, Tank, Bottom, 2-139
 Plate, Tensioner, Adj [Mit 2.0/2.4l], 6-17
 Plate, Valve, Motor, Hyd, 4-5
 Plate, Valve, Pump, Hyd, 4-7
 Plate, Water, Outlet [Mit Bypass], 6-23
 Plate, Wear, Steering Valve, 4-19
 Plug, 4-5, 6-3
 Plug #10, 4-8
 Plug #4, 4-8
 Plug Assy [Cl], 4-19
 Plug Kit, Drain, Recvy, Ci [M20 & T20], 2-139
 Plug Wldt, Drive, Brush, 2-111, 2-113
 Plug Wldt, Drive, Brush, Sweep, 2-111, 2-113
 Plug, .12npt, Ss, 2-31, 2-33, 2-37, 2-41
 Plug, 1/8 Npt, Brs, Skt Hd [Mit], 6-15
 Plug, 1/8npt, Brs [Mit], 6-30
 Plug, 3/8npt X 5/16, Brs [Mit], 6-21
 Plug, Bore, Valve, Relief, Oil Press, 5-7
 Plug, Cap, 6-12
 Plug, Drain, Expandable, 4.75-6.00, 2-139
 Plug, Drain, Oil Pan, M14 X 1.5 X 12, 5-8
 Plug, Flare, 37deg [Mit], 6-7
 Plug, Hole, Coolant, Eng Block, 5-5
 Plug, Hole, Core, Eng Block, 5-8
 Plug, Hole, Injector, 2-37, 2-41
 Plug, Hole, Rnd, 0.50h .03-.12, Blk Nyl, 2-13
 Plug, Hole, Rnd, 0.81h, Blk, 2-9
 Plug, Hole, Rnd, 0.88h .03-.12, Blk Nyl, 2-9
 Plug, Hole, Rnd, 1.00h .03-.12, Blk Nyl, 2-9
 Plug, Hole, Rnd, 2.50h .03-.25, Blk Nyl, 2-9
 Plug, Hole, Rt, Rocker Switch, .87 X 1.7, 2-13
 Plug, Hole, Soltn Tank, Blk Pyu, 2-133
 Plug, Hose, Pyu, 2-135, 2-141
 Plug, Hsng, Oil Pump, 5-7
 Plug, Injector [Mit], 6-15
 Plug, Manifold, Intake, 2-29, 2-31, 2-33, 2-37, 2-41
 Plug, Oil, Drain, 6-7
 Plug, Orifice, 0.060, Ss [Fast li+], 4-24, 4-25
 Plug, Orifice, Valve, Hyd, .030, 4-11
 Plug, Orifice, Valve, Hyd, .040, 4-11, 4-13, 4-15
 Plug, Orifice, Valve, Hyd, .046, 4-17
 Plug, Orifice, Valve, Hyd, .063, 4-17
 Plug, Port, Sensor [Map], 2-29, 2-31, 2-33, 2-37, 2-41
 Plug, Pump, Hyd, Gear, 4-5
 Plug, Restrictor, 3-43
 Plug, Rubber, 6-7
 Plug, Spark, 1-2, 6-19
 Plug, Taper, 6-3
 Plug, Tapper, 6-12
 Plunger, 3-53, 3-55
 Poppet, Pump, Hyd, Gear, 4-5
 Pouch, 3-39
 Pulley Assy, Damper, Torsional, 6-10
 Pulley, Idler, 6-9
 Pulley, Pump, Water, 6-13
 Pulley, Tension, Belt, Timing, 5-11
 Pulley, Tensioner, 6-9
 Pulley, Tensioner, Assy[Mit2.0/2.4l], 6-17
 Pump Assy, Column, Es, 4-3
 Pump Assy, Column, Es (See Breakdown), 3-5
 Pump Kit, Hyd, Rotating [Cessna], 4-7
 Pump Kit, Mtg, Aux, Ci [M20 & T20], 2-161
 Pump, Diaphragm, 4-21
 Pump, Air, Ele, 12vdc, 3-21
 Pump, Detgt, 12vdc, 3-21

CROSS REFERENCE

Pump, Detgt, 14vdc, 150ml/Min 20psi, 4-20
Pump, Detgt, 14vdc, 150ml/Min 20psi (See Breakdown), 3-3
Pump, Diaphragm (See Breakdown), 3-57
Pump, Fuel, Hi Press [Gm 1.6l/3.0l], 2-49, 2-51
Pump, Gear, Drive, Oil, 6-12
Pump, Gear, Oil, 6-12
Pump, Hyd, Piston, Var, 1.24 4000, Cw, 4-7
Pump, Hyd, Piston, Var, 1.24 4000, Cw (See Breakdowns), 2-161
Pump, Oil, 5-7, 6-12
Pump, Soltn, 13.7vdc, 65psi [Fast li+], 3-29
Pump, Soltn, Ele, 12vdc [W/O Chk Valve], 3-19
Pump, Soltn, Ele, 13.7vdc, 12/28psi, 3-37
Pump, Sprocket, Oil, 6-9
Pump, Water, 6-13
Pump, Water [Gm], 5-7

Q

Qd36Gasket, Body, Throttle [1.6l], 2-29

R

Race Thrust, 4-8
Race, Brg, Pump, Hyd, 4-7
Radiator, 2-77
Radiator (Replaced by 1045316), 2-77
Radiator, W/ Hyd Cooler [Side X Side], 2-79, 2-81
Rail, Injector, Fuel, Plstc, 2-31, 2-33
Rail, Injector, Gas, W/ Press Reg, 2-29
Receptacle, Lamp [Speaker], 2-7
Regulator [Gm3.0l 2010], 6-29
Regulator [Ep], 2-45, 2-47
Regulator, Lpg, 2-37
Regulator, Press, Electronic [Epr], 6-30
Relay, 12vdc, 20a, Spdt, 2-234
Relay, 12vdc, 40a, Spdt, 2-234
Relay, 12vdc, 40a, Spdt N/O, 2-87, 3-19, 3-57
Relay, 12vdc, 040a, Spdt No, 2-229, 3-29, 3-37
Repair Kit, Mixer, 6-30
Repair Kit, Vaporizer, 6-29
Reservoir, Hyd, 10.0Gal, Replmt, 2-165
Resistor, Ele, Plug [430 , 2w], 3-46
Restrictor, Jet, Coolant, 2-37
Retainer, Boot, Steering Column, 2-17
Retainer, Camshaft, 5-11
Retainer, Motor, Hyd, 4-5
Retainer, Ring, Brake, 2-91
Retainer, Skirt, 2-117
Retainer, Skirt, Front, 2-117
Retainer, Sparkplug, 2 Way, 5-12
Retainer, Sparkplug, 3 Way, 5-12
Retainer, Spring, 2-119
Retainer, Sqge, 3-7
Retainer, Sqge, Side, Lh, 2-129
Retainer, Sqge, Side, Rh, 2-125
Ring Kit, Piston, Std 78.95-79.02mm, 5-5
Ring, Lock, 4-7

Ring, Motor, Hyd, 4-5
Ring, Mtg, Sqge, .50l, 2-121
Ring, Retainer, Steering Valve, 4-19
Ring, Retaining, 4-7, 6-17
Ring, Retaining, Ext, 0.38d, [E-Ring], 2-121, 2-123, 3-9
Ring, Retaining, Ext, 0.38d, [Selflock], 2-119
Ring, Retaining, Ext, 0.50d, Hd, 2-17
Ring, Retaining, Ext, 0.62d, Hd, 2-123
Ring, Retaining, Ext, 0.98d, [E-Ring], 2-93
Ring, Retaining, Ext, 1.00d, Basic, 2-111, 2-113
Ring, Retaining, Int, 2.00d, 2-99
Ring, Retaining, Pump, Hyd, 4-7
Rivet, Blind, .125d X 0.54 X .25d, Alm, 2-133
Rivet, Plstc, .250d X 0.898, 2-17
Rivet, Plstc, .250d X 0.90, 3-39, 3-55
Rod, 2-93
Rod Assy, Connecting, 6-10
Rod Wldt, Arm, Safety, 2-99
Rod-End, .25-28rh Fem 0.25b [Teflon], 2-95
Rod-End, .50-20lh Fem 0.50-20stud, 2-115
Rod-End, .50-20rh Fem 0.50b, 2-115
Rod-End, .50-20rh Mal 0.50b, 3-11
Rod, Connecting, M08 X 45, 5-5
Rod, Hanger, Isolator, 2-73, 2-75
Rod, Thrd, 2 End, .50-20 04.9l, Rh / Lh, 2-115
Roller, Brg, 2-135, 2-141

S

Screen Wldt, Hppr, 2-101
Screen, Oil, 6-7
Screen, Oil Pump, W/ Suc Pipe, 5-7
Screen, Pump, 3-5
Screen, Vacuum, 2-139
Screw, 2-45, 2-47, 4-8, 6-5, 6-12
Screw, Adj, Valve, Hyd, 5-3
Screw, Btn, M8 X 1.25 X 16, Ss, 3-13
Screw, Btn, M8 X 1.25 X 20, Blk, 2-125, 2-129
Screw, Btn, M8 X 1.25 X 25, Ss, 3-7
Screw, Cap, 4-7
Screw, Cap, Motor, Hyd, 4-5
Screw, Flt, .25-20 X 1.00, Al, 2-143
Screw, Flt, .38-16 X 0.75, Al, 2-67
Screw, Flt, .38-16 X 1.00, Al, 2-67
Screw, Flt, .38-16 X 1.50, Al, 2-143
Screw, Flt, M10 X 1.5 X 25, 10.9, 2-125, 2-129
Screw, Flt, M10 X 1.5 X 30, Ss 18-8, 2-107
Screw, Flt, M8 X 1.25 X 20, Blk, 2-125, 2-129
Screw, Flt, M8 X 1.25 X 25, 2-21
Screw, Flt, M8 X 1.25 X 25, 10.9, 2-107, 2-145
Screw, Flt, M8 X 1.25 X 30, Ss, 2-135, 2-141
Screw, Flt, Soc, .38-16 X 1.00, Al, 2-69
Screw, Hex, .25-14 X 0.75, Fmg/Ab, Ss, 2-139
Screw, Hex, .25-20 X 0.50, 5, 2-23
Screw, Hex, .25-20 X 0.50, G5, 2-31, 2-33, 2-35, 2-41, 2-43
Screw, Hex, .25-20 X 0.75, G5, 2-31, 2-33, 2-41
Screw, Hex, .25-20 X 0.75, NI, 2-145
Screw, Hex, .25-20 X 1.00, 5, 3-7, 3-9
Screw, Hex, .25-20 X 1.75, Ss, 2-95
Screw, Hex, .25-20 X 2.25, Ss, 2-95
Screw, Hex, .31-18 X 1.75, 5, 2-67
Screw, Hex, .31-18 X 4.50, 5, 2-67
Screw, Hex, .31-24 X 0.75, NI, 2-97
Screw, Hex, .38-16 X 0.75, G5, 2-67
Screw, Hex, .38-16 X 0.75, NI, 2-111, 2-113, 3-7, 3-9
Screw, Hex, .38-16 X 0.88, 5, 3-59
Screw, Hex, .38-16 X 1.00, 5, 2-49, 2-97
Screw, Hex, .38-16 X 1.25, 5, 2-161, 3-53
Screw, Hex, .38-16 X 1.25, NI, 2-97
Screw, Hex, .38-16 X 1.50, Ss, 3-11
Screw, Hex, .38-16 X 2.00, Ss, 2-97
Screw, Hex, .38-16 X 3.00, 5, 2-53
Screw, Hex, .38-16 X 3.75, 5, 2-53
Screw, Hex, .50-13 X 1.25, 5, 2-23
Screw, Hex, .50-13 X 1.50, 5, 2-115
Screw, Hex, .50-13 X 3.00, Ss18-8, 2-123
Screw, Hex, .75-10 X 3.25, G5, 2-89
Screw, Hex, .75-10 X 4.00, 5, 2-89
Screw, Hex, #10-16 X 0.62, Fmg [Ab], 3-57
Screw, Hex, #10-16 X 0.62, Fmg, [Ab], 2-19
Screw, Hex, #10-24 X 0.50, Ss, 2-67
Screw, Hex, M07-1.00 X 23.0, 8.8, 2-23
Screw, Hex, M10 X 1.25 X 25, 8.8, 2-25, 2-27
Screw, Hex, M10 X 1.5 X 16, 8.8, 2-17
Screw, Hex, M10 X 1.5 X 20, 8.8, 2-67
Screw, Hex, M10 X 1.5 X 20, Ss, 2-103, 2-107, 2-109
Screw, Hex, M10 X 1.5 X 25, 8.8, 2-7, 2-9, 2-23, 2-163
Screw, Hex, M10 X 1.5 X 25, Ss, 2-99, 2-105, 2-115, 2-127, 2-131
Screw, Hex, M10 X 1.5 X 30, 8.8, 3-51
Screw, Hex, M10 X 1.5 X 30, Ss, 2-7, 2-107, 2-109, 2-119, 3-13
Screw, Hex, M10 X 1.5 X 35, 8.8, 2-71, 2-73, 2-75, 3-59
Screw, Hex, M10 X 1.5 X 40, 8.8, 2-145
Screw, Hex, M10 X 1.5 X 45, 8.8, 3-59
Screw, Hex, M10 X 1.5 X 80, 8.8, 3-59
Screw, Hex, M10 X 1.50 X 20, 8.8, 2-73
Screw, Hex, M10 X 1.50 X 25, 8.8, 2-79
Screw, Hex, M10 X 1.50 X 45, 8.8, 2-79, 2-81
Screw, Hex, M10 X 1.50 X 60, 8.8, 2-103
Screw, Hex, M12 X 1.75 X 30, 8.8, 3-11
Screw, Hex, M12 X 1.75 X 30, Ss, 2-105
Screw, Hex, M12 X 1.75 X 35, 8.8, 2-25, 2-27
Screw, Hex, M12 X 1.75 X 40, 8.8, 2-91, 2-115
Screw, Hex, M12 X 1.75 X 55, Ss, 2-127, 2-131
Screw, Hex, M12 X 1.75 X 60, 8.8, 2-23, 2-25, 2-27
Screw, Hex, M16 X 2.0 X 90, 8.8, 2-19

- Screw, Hex, M4 X 0.7 X 10, Fmg, 2-99
 Screw, Hex, M4 X 0.7 X 12, 8.8, 3-21
 Screw, Hex, M4 X 0.70 X 12, 8.8, 3-37
 Screw, Hex, M4 X 0.70 X 50, Ss, 4-23
 Screw, Hex, M5 X 0.8 X 10, Fmg, 2-115
 Screw, Hex, M5 X 0.8 X 12, Ss, 3-13
 Screw, Hex, M5 X 0.8 X 16, Fmg, 3-53, 3-59
 Screw, Hex, M5 X 0.8 X 20, 8.8, 2-15, 2-97, 2-99
 Screw, Hex, M5 X 0.80 X 12, Ss, 3-37
 Screw, Hex, M5 X 0.80 X 16, Fmg, 3-55
 Screw, Hex, M5 X 0.80 X 16, Ss, 2-93
 Screw, Hex, M5 X 0.80 X 20, 8.8, 3-37
 Screw, Hex, M6 X 1.0 X 12, Fmg, 2-7, 2-77, 2-163
 Screw, Hex, M6 X 1.0 X 16, 8.8, 2-19, 2-29, 2-37, 2-77, 2-93
 Screw, Hex, M6 X 1.0 X 16, Fmg, 2-93, 2-95, 2-105, 2-117, 3-3, 3-19, 3-21
 Screw, Hex, M6 X 1.0 X 16, Ss, 2-103
 Screw, Hex, M6 X 1.0 X 20, 8.8, 2-15, 2-55, 2-61, 2-77
 Screw, Hex, M6 X 1.0 X 20, 9.8, Sems, 2-77, 2-99
 Screw, Hex, M6 X 1.0 X 20, Ss, 2-71, 2-73, 2-75, 2-107, 2-109, 2-137, 2-139
 Screw, Hex, M6 X 1.0 X 25, 8.8, 2-105
 Screw, Hex, M6 X 1.0 X 25, Ss, 2-127, 2-131
 Screw, Hex, M6 X 1.0 X 35, Ss, 2-117
 Screw, Hex, M6 X 1.0 X 50, 8.8, 2-51
 Screw, Hex, M6 X 1.0 X 55, Ss, 2-139
 Screw, Hex, M6 X 1.0 X 60, 8.8, 2-93
 Screw, Hex, M6 X 1.00 X 12, Ss, 2-133, 3-37
 Screw, Hex, M6 X 1.00 X 16, 8.8, 2-9, 2-31, 2-33, 2-41, 2-45
 Screw, Hex, M6 X 1.00 X 16, Fmg, 2-79
 Screw, Hex, M6 X 1.00 X 16, Ss, 3-29
 Screw, Hex, M6 X 1.00 X 20, 8.8, 2-23, 2-75
 Screw, Hex, M6 X 1.00 X 20, 9.8, Sems, 2-17, 2-19, 2-79, 2-81, 3-37
 Screw, Hex, M6 X 1.00 X 20, Ss, 2-127, 2-131
 Screw, Hex, M6 X 1.00 X 25, 9.8 Sems, 2-13, 2-57, 2-59, 2-63, 2-65, 2-79, 2-81
 Screw, Hex, M6 X 1.00 X 25, Ss, 2-139
 Screw, Hex, M6 X 1.00 X 35, 8.8, 2-31, 2-33, 2-41
 Screw, Hex, M6 X 1.00 X 35, Ss, 3-37
 Screw, Hex, M8 X 1.25 X 110, Ss, 2-121, 3-15
 Screw, Hex, M8 X 1.25 X 120, 8.8, Fl, 2-69, 2-167
 Screw, Hex, M8 X 1.25 X 130, 8.8, 2-111, 2-113
 Screw, Hex, M8 X 1.25 X 16, 8.8, 2-67, 2-69, 2-139, 3-11
 Screw, Hex, M8 X 1.25 X 16, Ss, 2-111, 2-113, 2-135, 2-141
 Screw, Hex, M8 X 1.25 X 20, 8.8, 2-9, 2-15, 2-19, 2-21, 2-49, 2-51, 2-53, 2-55, 2-61, 2-67, 2-69, 2-79, 2-83, 2-85, 2-89, 2-93, 2-143
 Screw, Hex, M8 X 1.25 X 20, Ss, 2-9, 2-15, 2-21, 2-53, 2-77, 2-83, 2-103, 2-111, 2-113, 2-115, 2-117, 2-127, 2-131, 2-133, 2-135, 2-139, 2-141, 2-143, 2-167, 2-169, 3-3, 3-5, 3-21, 3-29, 3-37, 3-47, 3-49, 3-57
 Screw, Hex, M8 X 1.25 X 25, 8.8, 2-7, 2-9, 2-49, 2-51, 2-53, 2-55, 2-57, 2-59, 2-61, 2-63, 2-65, 2-69, 2-77, 2-79, 2-81, 2-85, 2-103, 2-135, 2-141, 2-163, 2-165
 Screw, Hex, M8 X 1.25 X 25, 9.8, Sems, 2-7, 2-79, 2-81, 2-87, 2-105, 2-139, 2-145
 Screw, Hex, M8 X 1.25 X 25, Fmg, 2-117, 3-21, 3-25, 3-33, 3-43
 Screw, Hex, M8 X 1.25 X 25, Ss, 2-83, 2-97, 2-101, 2-107, 2-109, 2-111, 2-113, 2-117, 2-119, 2-133, 3-7, 3-11, 3-15
 Screw, Hex, M8 X 1.25 X 30, 8.8, 2-69, 2-135, 2-141
 Screw, Hex, M8 X 1.25 X 35, 8.8, 2-93, 2-135, 2-141
 Screw, Hex, M8 X 1.25 X 35, 9.8, Sems, 2-79, 2-81
 Screw, Hex, M8 X 1.25 X 35, Ss, Fl, 2-119
 Screw, Hex, M8 X 1.25 X 40, 8.8, Fl, 2-69
 Screw, Hex, M8 X 1.25 X 40, Ss, NI, 2-97
 Screw, Hex, M8 X 1.25 X 45, 8.8, 2-49, 2-51
 Screw, Hex, M8 X 1.25 X 45, Ss, 2-71, 2-73, 2-75, 2-123
 Screw, Hex, M8 X 1.25 X 50, 8.8, 2-97
 Screw, Hex, M8 X 1.25 X 50, Ss, Fl, 2-117
 Screw, Hex, M8 X 1.25 X 60, 8.8, 2-103, 2-119
 Screw, Hex, M8 X 1.25 X 60, 8.8, Fl, 2-9, 2-67
 Screw, Hex, M8 X 1.25 X 60, Fl, 2-115
 Screw, Hex, M8 X 1.25 X 70, 8.8, 2-93
 Screw, Hex, M8 X 1.25 X 90, 8.8, 2-69, 2-123
 Screw, Motor, Hyd [En], 4-9
 Screw, Pan, #12-16 X 0.50, F/ Plstc, 2-139
 Screw, Pan, 12-16 X 0.50, F/ Plstc (ec-H2O only), 2-133
 Screw, Pan, M3 X 0.5 X 20, 4.8, 2-103
 Screw, Pan, M4 X 0.7 X 10, Ss, 2-125, 2-129
 Screw, Pan, M4 X 0.7 X 16, 4.8, 2-21
 Screw, Pan, M4 X 0.7 X 16, Ss, 2-21, 3-3
 Screw, Pan, M4 X 0.7 X 20, 4.8, 2-105
 Screw, Pan, M4 X 0.7 X 20, Ss, 2-105
 Screw, Pan, M4 X 0.7 X 25, 4.8, 2-15
 Screw, Pan, M4 X 0.7 X 35, Ss, 2-97
 Screw, Pan, M4 X 0.70 X 16, 4.8, 2-77
 Screw, Pan, M5 X 0.8 X 12, Ss, 2-15, 2-21, 2-53, 2-103, 2-137, 3-19, 3-25
 Screw, Pan, M5 X 0.8 X 40, 4.8, 2-29, 2-37
 Screw, Pan, M5 X 0.8 X 40, Ss, 2-111, 2-113, 3-19
 Screw, Pan, M5 X 0.80 X 45, 4.8, 3-57
 Screw, Pan, M6 X 1.0 X 16, Ss, 2-119
 Screw, Pan, M6 X 1.00 X 16, 4.8, 2-67
 Screw, Pan, M8 X 1.25 X 25, Blk, 2-9, 2-13, 2-15, 2-17, 2-21
 Screw, Pan, M8 X 1.25 X 25, Ss, 2-7
 Screw, Pan, Phl, 06-20 X 0.50, Fmg/Ab, 2-133
 Screw, Pan, Phl, 12-16 X 0.50, F/ Plstc, 2-133
 Screw, Pan, Phl, M4 X 0.70 X 20, Ss, 3-37
 Screw, Pan, Phl, M5 X 0.80 X 12, Ss, 3-29, 3-33
 Screw, Pan, Phl, M5 X 0.80 X 16, Tcut, Ss, 4-23
 Screw, Pan, Phl, M5 X 0.80 X 20, Ss, 3-43, 3-47, 3-49
 Screw, Pan, Phl, M6 X 1.00 X 35, Ss, 2-5
 Screw, Set, #10-24 X 0.25, NI, 2-103
 Screw, Soc, .25-20 X 0.75, Al, 2-17
 Screw, Soc, .38-16 X 1.50, Al, 2-23
 Screw, Soc, .50-13 X 1.50, Al, 2-89
 Screw, Soc, M12 X 1.75 X 55, 10.9, 2-23
 Screw, Soc, M16 X 2.0 X 50, 12.9, 2-89
 Screw, Soc, M4 X 0.70 X 16, 6-30
 Screw, Soc, M6 X 1.0 X 25, 12.9, 2-29
 Screw, Soc, M6 X 1.0 X 45, 12.9, 2-29
 Screw, Soc, M6 X 1.00 X 25, 12.9, 2-31, 2-33, 2-41
 Screw, Soc, M6 X 1.00 X 45, 12.9, 2-31, 2-33
 Screw, Soc, M8 X 1.25 X 25, 12.9, 2-127, 2-131
 Screw, Soc, M8 X 1.25 X 35, 12.9, 2-127, 2-131
 Screw, Soc, M8 X 1.25 X 70, 12.9, 2-41
 Screw, Valve, Steering, 4-19
 Scrub Kit, Conversion M20/T20/M30, 2-115
 Seal Kit, Cartridge, 2-169, 4-11, 4-13, 4-15, 4-17
 Seal Kit, Motor [CI], 4-9
 Seal Kit, Pump, Hyd, 4-7
 Seal Kit, Steering [CI], 4-19
 Seal Replmt Kit, 4-8
 Seal, Sponge, 0.88 1.00W 43.0L, 2-19
 Seal, Afmkt, Bulb, 90, 0.50d, 02ft, 2-15
 Seal, Afmkt, Bulb, 90, 0.75d F/11ga 02ft, 2-15, 2-21
 Seal, Afmkt, Bulb, 90, 0.75d F/11ga 08ft, 2-9
 Seal, Afmkt, Bulb, Str, 0.58d 08ft, 2-81
 Seal, Afmkt, Bulb, Str, 1.0d F/11ga 08ft, 2-19
 Seal, Afmkt, Ure, Adh, 0.38, 0.38w 02ft, 2-81
 Seal, Afmkt, Ure, Adh, 0.38, 0.75w 08ft (Replaced By none), 2-103
 Seal, Bolt, 6-9
 Seal, Bulb, Str, .50Hi .50W 047.2L, Adh, 2-133
 Seal, Cap, 6-5
 Seal, Case, Oil, Rear, 6-3
 Seal, Door, Dump, 2-107, 2-109
 Seal, Door, Dump, Side, 2-107
 Seal, Drive, Rear, Grease Cav, 2-89
 Seal, Foam, 0.50, 2-9
 Seal, Oil, 6-3, 6-5, 6-12
 Seal, Oil, Cshft, 5-5
 Seal, Org, 2-37

CROSS REFERENCE

- Seal, Org, .069 X 3.06id, 2-161
Seal, Org, .072 X 00.35id #04, 4-11, 4-17
Seal, Org, .078 X 00.47id #06, 4-11, 4-13, 4-17
Seal, Org, .078 X 00.47id 06, 4-15
Seal, Org, .087 X 00.64id #08, 4-17
Seal, Org, Bolt, Cover, Camshaft Hsng, 5-11
Seal, Org, Cap, 5-3
Seal, Org, Cap, Fltr, Oil, 5-8
Seal, Org, Hsng, Oil Pump, 5-7
Seal, Org, Lpg, Mixer [Gm 2007], 6-28
Seal, Org, Oil Pump, 5-7
Seal, Org, Press Switch / Drain Plug, 5-7, 5-8
Seal, Org, Sensor, Temp [Epr], 2-45, 2-47
Seal, Org, Throttle Body, 2-37
Seal, Org, Water Pump, 5-7
Seal, Panl, Instmt, 2-9
Seal, Plug, Drain, Nitrile, 2-139
Seal, Radiator, 2-77
Seal, Rbr, Clsd, 0.13, Instmt Panl, 2-13
Seal, Ring, Pipe, Suc, Oil Pump, 5-7
Seal, Seat, Valve, 5-3
Seal, Shaft, Drain Plug, 2-139
Seal, Ure, 0.38 0.75w 13.2l Adh, 2-145
Seal, Ure, 0.38 0.75w 33.0l Adh, 2-145
Seal, Wire, 14/16ga [Wp / Mp280 Sealed], 4-21
Sealant, Tube, Ds, 5-8
Seat, Rotator, Valve, 5-3
Seat, Spring, Valve, 5-3
Seat, Spring, Valve, 0.333, 5-3
Seat, Suspension, W/1 Arm And Belt, 2-15
Seat, Valve, Exhaust, [+0.2mm], 5-3
Seat, Valve, Exhaust, [+0.4mm], 5-3
Seat, Valve, Exhaust, Std, 5-3
Seat, Valve, Intake, [+0.2mm], 5-3
Seat, Valve, Intake, [+0.4mm], 5-3
Seat, Valve, Intake, Std, 5-3
Seatbelt, Retractable [Deluxe Seat], 2-15
Send-Unit, Fuel, 2-49
Send-Unit, Fuel [2007], 2-51
Send-Unit, Water, Temp, 04npt 113oh/195d, 2-165
Sender, Oil, Press [Mit], 6-25
Sensor [T Map], 2-31, 2-33, 2-41
Sensor [Tmap], 2-29, 2-37, 6-25
Sensor, Cam, Wheel [Mit 2.0/2.4l], 6-25
Sensor, Camshaft [Mit], 6-25
Sensor, Exhaust, Tailpipe, 2-73, 2-75, 6-25
Sensor, Level, Liq, 14vdc 01a .62-11, 2-133, 2-139, 3-5
Sensor, Oxygen, 2-71
Sensor, Oxygen [Gm 1.6l/3.0l 2007], 2-73
Sensor, Position, Cshft, 2-23, 5-7
Sensor, Spd / Dir, 6-30vdc, 2-97
Sensor, Spd, Timing Wheel [3.0l], 6-25
Sensor, Temp [Epr], 2-45, 2-47
Sensor, Temp, Coolant, 2-23, 6-25
Sensor, Temp, Water [Rework For 1.6GM], 2-23
Shaft Wldt, Brake, 2-93
Shaft Wldt, Pedal, Brake, 2-93
Shaft, Arm, Rocker, 6-9
Shaft, Arm, Rocker, 6-9
Shaft, Brush, Idler, 2-111, 2-113
Shaft, Cap, Rocker, 6-9
Shaft, Left, Balancer, 6-11
Shaft, Motor, Hyd, 4-5
Shaft, Output, 4-8
Shaft, Output, Motor, Hyd [En], 4-9
Shaft, Pump, 4-7
Shaft, Pump, Water, 4-3
Shaft, Right, Balancer, 6-11
Shaft, Spring, Rocker, 6-9
Shaft, Sprocket, Balancer, 6-11
Shaker Wldt, 2-103
Sheave Assy Kit, Repair, 2-67
Sheave, 5.00dia [Gm1.6l 2007], 2-67
Sheave, Cshft, 5-5
Sheave, Mach [Gm1.6l], 2-67
Sheave, Mach [Mit 2615rpm Fan], 2-69
Shield, Heat, Gas/LP Replmt, 2-73
Shield, Heat, Lower [Mit 20/24m], 6-16
Shield, Heat, Upper [Mit 20/24m], 6-16
Shield, Manifold, Exhaust, 5-9
Shield, Starter [1.6l], 2-23
Shield, Tray, Drip [Mit 2013], 2-75
Shim Kit, 4-7
Shim, Washer, 0.88d 0.51b .020, 2-143
Shim, Washer, 0.88d 0.51b .060, 2-143
Shock Absorber, 2.3 Strk, 2-97
Shoe, Brake, 180 X 30mm, 2-91
Shoe, Plstc, Sqge, 14.0, 3-53, 3-55
Shrd Wldt, Fan, G/Lp, Replmt [CE] (CE Only), 2-79
Shrd Wldt, Fan, G/Lp, Replmt [M20/M30/T20], 2-81
Shroud Assy, Eng, 2-21
Shroud Wldt, Fan, 16.25d [Side X Side], 2-79
Shroud, Fan, 2-81
Shroud, Front, Trimmed, 2-19
Shroud, Seat, 2-15
Skirt, Debris, Eng Radiator, 2-77
Skirt, Eng Fan, Gas / Lp, 2-79, 2-81
Skirt, Neo, .06, 06.38w 40.86l, 06 Hole, 1-1, 2-117
Skirt, Neo, .06, 06.85w 27.95l, 08 Hole, 1-1, 2-125, 2-129
Skirt, Neo, .06, 07.63w 51.52l, 11 Hole, 2-117
Skirt, Neo, .06, 12.00w 45.88l, 07 Hole, 1-1, 2-117
Skirt, Neo, .06, 26.99w 40.55l, 36 Hole, 2-117
Skirt, Neo, .12, 05.39w 14.01l, 02 Sl, 2-117
Skirt, Neo, .18, 10.37w 27.95l, 12 H&S, 1-1, 2-125, 2-129
Skirt, Rbr, .37, 04.50w 40.94l, 06 Hole, 1-1, 2-117
Sleeve, 0.31b 0.50d 0.3l, Ss, 2-127, 2-131, 2-139
Sleeve, 0.49b 0.68d 1.2l [304ss], 2-127, 2-131
Sleeve, Dashpo, Pump, Hyd, Gear, 4-5
Sleeve, Nyl, #37 05.0l, 2-89
Sleeve, Nyl, 2.38id 25.0l, 2-89
Sleeve, P/M, 0.31b 0.50d 0.3l [430ss], 2-135, 2-141
Sleeve, P/M, 0.31b 0.50d 0.7l [430ss], 2-121, 2-135, 2-141
Sleeve, P/M, 0.31b 0.50d 0.9l [430ss], 2-71, 2-73, 2-75, 2-111, 2-113
Sleeve, P/M, 0.34b 0.63d 0.6l, Bnz, 2-123
Sleeve, P/M, 0.34b 0.63d 1.2l, Bnz, 2-121
Sleeve, P/M, 0.37b 0.50d 0.6l [430ss], 3-11
Sleeve, P/M, 0.43b 1.00d 1.0l, Stl, 2-49
Sleeve, P/M, 0.47b 0.75d 0.5l [430ss], 2-115
Sleeve, Pump, Water, 4-3
Sleeve, Rbr, 3.50b 3.58d 1.8l, 3-5
Sleeve, Throttle, Plstc [Bosch], 2-37
Solenoid, #10, 12vdc, 4-13, 4-15, 4-17
Solenoid, #8, 12vdc, 4-11, 4-13, 4-15, 4-17
Solenoid, 12v, Valve, Hyd [Cec], 4-10
Solenoid, Pull, 12vdc, Damper, 2-105
Spacer, 3-7, 3-9
Spacer Plate, 4-8
Spacer, Alternator [Mit 2.0/2.4l], 6-20
Spacer, Belt, Balancer, Train, 6-11
Spacer, Coil, #8, 4-11
Spacer, Crankshaft, 2-69
Spacer, Fan, 2-67
Spacer, Fan, Taper [2007], 2-67
Spacer, Fan, Taper [Mit 2013], 2-69
Spacer, Hub, Keyed, 3-7, 3-9
Spacer, Pad, Rbr, 2-119
Spacer, Plstc, Ny, 2-15
Spacer, Pump, Water, 2-69
Spacer, Ring, Throttle [Mit 40mm], 6-28
Spacer, Sppt, Fltr Lock Off, 2-37
Spacer, Sqge, Side Brush, Rbr, 3-9
Spacer, Strap, Adj, Alternator, 2-67
Spacer, Valve, Steering, 4-19
Sparkplug, 5-12
Sparkplug [Gm], 1-1
Spool, Pilot, Hyd, 4-11, 4-13, 4-15, 4-17
Spring, 4-5
Spring Kit, Scu [CJ], 4-19
Spring, 3/4 X 16 [Gm1.6L 2010 Lpg], 2-47
Spring, Cmpr, 0.9od .042wir 02.0l, 2-121
Spring, Cmpr, 18.8d, 1.6w, 57.1l, 2-17
Spring, Dsl, 1.00od 0.50id 1.7l, 2-123
Spring, Extn, 0.75od X 0.09wir, 2.5l, 2-127, 2-131
Spring, Extn, 0.75od X 0.12wir, 4.3l, 2-97
Spring, Extn, 0.88od X 0.14wir, 9.0l, 2-119
Spring, Extn, 2.00od 0.25wir 07.5l, 2-115
Spring, Flat, Retainer, Angled Screen, 2-101
Spring, Flat, Retainer, Screen, 2-101
Spring, Flt, 0.08th, 4.50w X 07.0l, 2-119
Spring, Keeper, 2-123
Spring, Motor, Hyd, 4-5
Spring, Tors, 0.75id .06wir 02.8coil, 2-93
Spring, Tors, 1.13id .12wir 02.3coil Rh, 2-93
Spring, Valve, 5-3
Spring, Valve, Relief, Oil Press, 5-7
Spring, Wir, 0.08d, Brake, Parking, 2-93
Spring, Wir, 0.16d, Brush Retaining, 2-5
Spring, Wir, 0.25d, Return, Brake, 2-91
Sprocket Assy, Cshft, 6-9
Sprocket, Camshaft, 5-11, 6-9
Sprocket, Crankshaft, 5-11
Sprocket, Cshft, 6-11
Sprocket, Flange, Cshft, 6-11
Squeegie Assy, Sba, Linatex, 1-2, 3-7
Squeegie Assy, Sba, Ure, 1-2, 3-7

Squeegee Kit, Rear, Replmt [M20/T20], 2-121
 Squeegee Wldt, Rear, 2-121
 Starter, 12vdc [Delco] (Mar. 2006 and Newer), 5-5
 Starter, 12vdc [Gm] (Before Mar. 2006), 5-5
 Starter, Motor [Mit 2.0/2.4], 6-20
 Steer-Control, Hyd#05, 06.1 2030 (See Breakdowns), 2-17
 Steer-Control, Hyd05, 06.1 2030, 4-19
 Stem, Valve, Hyd, 4-13, 4-15, 4-17
 Stem, Valve, Hyd [4w2p], 4-15
 Stem, Valve, Hyd, 4w2p, 4-11, 4-13, 4-17
 Stop, Rotation, 2-123
 Strainer, Hyd, 25gpm 100mesh Psi, 2-165
 Strainer, Hyd, 25 Gpm 100 Mesh, 1-1
 Strainer, Soltn, 20 Mesh, Cyl 3.5d 9.5l, 3-5
 Strap, Adj, Alternator, 2-67
 Strap, Door, Dump, 2-107, 2-109
 Strap, Door, Dump, Side, 2-107
 Strap, Mtg, Motor, .124.00W, 2-103
 Strap, Mtg, Tank, Lpg, 2-53
 Strap, Mtg, Tank, Lpg, Hinge, 2-53
 Strap, Pyp, 0.07 1.0w 18.5l, W/ Buckle, 3-53
 Strap, Rbr, Tie-Down, 2/Hooks 19.0l, 2-87
 Strap, Retaining, Hose, 2-135, 2-141
 Strap, Sppt, 2-97
 Strap, Static, Afmkt, 2-117
 Strap, Tank, Gas, 2-49, 2-51
 Strip Mtg, Seal, 2-19
 Strip, Flap, Recirculation, 2-117
 Strip, Non-Slip, 0.50w 06.0l, 2-121
 Strip, Rbr, 0.06 01.00W 04.0L, 2-103
 Strip, Rbr, 0.06 03.54w 03.5l [Neo/60], 3-37
 Strip, Rbr, 0.06 04.00w 05.0l Neo/60, 2-103
 Stud, 6-5
 Stud, .31-18 2.75l M8 X 1.25, Ss, 2-121
 Stud, Ball, .39d .31-16, Gasspring, 2-15
 Stud, M05-0.8 [Gm1.6l Lp 2010], 2-41, 6-30
 Stud, M10 X 1.50 [35], 2-67, 2-71, 2-73
 Stud, M10-1.25 X 50, Full Thrd [Mit], 6-25
 Stud, M8-1.25 X 30 [Mit Double End], 6-15
 Stud, M8-1.25 X 35 [Mit Double End], 6-15
 Stud, M8-1.25 X 40 [Mit], 6-16
 Stud, M8-1.25 X 50 Full Thrd [Mit], 6-15
 Stud, Manifold, Intake, M8 X 28, 6-16
 Stud, Manifold, M8 X 28, 5-9
 Stud, Manifold, M8 X 96, 5-9
 Stud, Starter, M08 X 1.25, 5-5
 Stud, Wheel, .50-20 X 1.50l, 0.370th, 2-89
 Switch Assy, Press, 3.0, 19.5l Tube, 3-5
 Switch Kit, Pump, Repair, 4-21
 Switch, Ignition [Ku], 2-13
 Switch, Indicator, Oil Press, 2-23, 5-7
 Switch, Indicator, Oil Press [2010], 2-23, 5-7
 Switch, Press, 0006psi Dpdt, 2-23
 Switch, Press, 10psi, Spst, 3-19

Switch, Press, 12vdc 08a Spst Nc 0070psi, 2-53
 Switch, Press, 50 Psi, Pm02, 3-39
 Switch, Press, Adj [4-16 In Wtr], 2-105
 Switch, Press, hyd, 18-24psi, Spst, No, 2-165
 Switch, Press, Spdt 0008psi, 2-105
 Switch, Pressure, Oil, 6-12
 Switch, Rocker, Dpdt Mom/Off/Mom, 2-13
 Switch, Rocker, Dpdt On/None/On, 3-57
 Switch, Rocker, Dpdt On/Off/On, 2-13
 Switch, Rocker, Spst, Mom, 3-37
 Switch, Snap, 15A Nc, Rlr, 2-93
 Switch, Snap, 15a No, Rlr, 2-99
 Switch, Temp [160F], 2-103
 Switch, Temp, Sealed, Nc, 2-103
 Switch, Thermal, 160Deg, Spdt (Replaced by 9003444), 2-103

T

Tank Kit, Soltn, W/ Bracket, Replmt, 2-133
 Tank, Coolant, 03.30w 4.7hi 04.7l, 1liter, 2-83
 Tank, Coolant, 03.6w 04.1hi 05.5l, 1liter, 2-83, 2-85
 Tank, Coolant, 04.7 03.3 4.7deep, 1liter, 2-77
 Tank, Detgt, Trimmed, 3-5
 Tank, Fuel, 11.26Gal, gas, Replmt, 2-49
 Tank, Fuel, 11.2gal, Gas, Replmt [2007], 2-51
 Tank, Lpg, 33lb, W/ Gauge [Empty, Liq], 2-53
 Tank, Recvy, Trimmed, 2-139
 Tank, Soltn, W/ Label [M20], 2-133
 Tape, Warning, Left, Blk/Yel [33Mtr], 2-237
 Tape, Warning, Rh, Blk/Yel [33Mtr], 2-237
 Tensioner, 6-9
 Terminal, Bullet, Mal, .157d, 12ga, 3-49
 Terminal, Fem, Mp280, Sealed, 18-16ga, 4-21
 Thermostat Kit, Coolant, Replmt [Mitsub], 6-22
 Thermostat, W/ Hsng And Seal, 5-3
 Thrust Bearing, 4-8
 Thurst, Case, 6-5
 Tie, Cable, 11.3l, 2.75d Max, 3-19
 Tie, Cable, Nyl, 07.3l .19w 1.8 Max D, 2-13, 2-29, 2-31, 2-79, 2-89, 2-113, 3-19, 3-39
 Tie, Cable, Nyl, 14.5l .30w 4.0 Max D, 4-23
 Tie, Cable, Nyl, 15.3l . W 4.5 Max D, 3-19, 3-25, 3-33
 Tie, Cable, Nyl, 15.3L . W 4.5 Max D, 2-103
 Tire Assy, Solid, 16.0x3.5 2.43b, 1-2
 Tire Assy, Solid, 18.0x6.0 4.5bc/5bolt, 1-2
 Tire, Drive, Scrbr, Non-Skid, 16.0x6.0 (Included in Kit 363174) (Optional), 2-89
 Tire, Drive, Scrbr, Non-Skid, 18.0X6.0, 2-89
 Tire, Drive, Scrbr, Pu, Grey, 18.0X6.0 (Optional Polyurethane), 2-89
 Tire, Idler, Scrbr, Blk, 16.0X3.5, 2-91

Tire, Idler, Scrbr, Non-Skid, 16.0x3.5 (Included in Kit 363174) (Optional), 2-91
 Tire, Idler, Scrbr, Pu, Grey, 16.0X3.5 (Optional Polyurethane), 2-91
 Tower, Wldt, Lift, Lh, Replmt [M20], 2-7
 Tower, Wldt, Lift, Rh, Replmt [M20], 2-7
 Tray Wldt, Fuel, 2-49, 2-51
 Tray Wldt, Lpg, 2-53
 Tray Wldt, Perma-filter (Replaced By none), 2-103
 Tray, Perma-Filter, 2-103
 Tread, Non-Skid, 01.9w 08.0l, 2-7
 Tread, Non-Skid, 02.2w 11.5l, 3-13
 Tread, Non-Skid, 03.0w 11.6l, 2-7, 2-9, 2-95
 Tube [Pcv], 5-3
 Tube Assy, Plug, Drain, 2-139
 Tube Kit, Hyd, Case Drain [M20/T20], 2-113
 Tube Kit, Tank, Recvy, Replmt, 2-141
 Tube Kit, Tank, Soltn, Replmt, 2-135
 Tube Wldt, Arm, Safety, 2-99
 Tube Wldt, Exhaust, 1.6d, 2 Flng, 2-73
 Tube Wldt, Exhaust, Gas/Lpg, 2-71
 Tube Wldt, Leg, Ohg, Lh, Pntd, 3-51
 Tube Wldt, Leg, Ohg, Rh, Pntd, 3-51
 Tube Wldt, Plug, Drain, 2-139
 Tube Wldt, Tee, 2-55, 2-57, 2-61, 2-63
 Tube Wldt, Tee [Mit 2013], 2-59, 2-65
 Tube Wldt, Torque, 2-115
 Tube, 0.50d 0.32b 00.4l, Ss, 2-135, 2-141
 Tube, 00.38d 00.26b 00.3l Stil Plt, 2-95
 Tube, 00.50d 00.38b 00.6l Stil, 2-97
 Tube, 2.90id 3.00od 02.4l, Ss, 2-135, 2-141
 Tube, Acrylic, Hose, Pinch, 2-141
 Tube, Air Bleed, .62d 2.2l .12npt Alm, 2-29, 2-38
 Tube, Bleed, Air, .62od 2.2l .12npt, Alm, 2-31, 2-45
 Tube, Coolant, 1.3d, Lower, 2-83
 Tube, Coolant, 1.3d, Lower [Mit 2013], 2-85
 Tube, Coolant, Lower, 1.3d, 2-77
 Tube, Cooling, Line [Mit], 6-23, 6-26
 Tube, Distribution, Water, 2-137
 Tube, Ds, 5-8
 Tube, Exhaust, 1.5d, 2-71
 Tube, Exhaust, Flng, 1.5d [M20/T20 2007], 2-73, 2-75
 Tube, Hyd, 08 Jf08/Jf08, 3-15
 Tube, Hyd, 08 Jf08/Jm08, 2-111
 Tube, Hyd, Brush Return, W/ Cd [M20/T20], 2-113
 Tube, Hyd, Main Return, 2-163
 Tube, Hyd, Main Return [G/Lp Mit2013], 2-163
 Tube, Hyd, Rear Sqge [M20], 2-163
 Tube, Hyd, Sqge, 2-163
 Tube, Hyd, Swp, 2-167
 Tube, Pump, Water, 6-22
 Tube, Pvc, Clr, 4.0l [Shc80], 3-23, 3-25
 Tube, Rnd, 1.75d 0.77b 01.1l, Stil, Pntd, 2-89
 Tube, Transition, Casting, 2-145
 Tube, Vacuum, 2-105

CROSS REFERENCE

Tube, Vinyl, Pump, Water, 4-3
Tube, Wand, Vacuum, Metal, 3-55
Tube, Wand, Vacuum, Metal [1pick=1box], 3-53
Tube, Water, Line [Mit], 6-22
Tubing Connctr.Kit, Gorman Pmp, 4-20

U

Upper Hsg Kit, Pump, Repair,, 4-21

V

Valve Assy, Relief [CI], 4-19
Valve Assy, Water, Solenoid , 12vdc, 2-137
Valve Assy, Water, Solenoid, 12vdc, 3-13, 3-43
Valve Kit, Poppet, Gorman Rupp, 4-20
Valve Stem, N.O.Valve, Hyd, 4-10
Valve, Ball, 04pf, Chm W/ Handle, 2-49
Valve, Body, Throttle, Lpg, 2-38
Valve, By-Pass, Oil Fltr, 5-8
Valve, Check, 2-37, 4-11, 4-13, 4-15, 4-17
Valve, Check, 0002psi [Fast li+], 4-24, 4-25
Valve, Check, 0002psi Bm04/Bm04, 3-21
Valve, Check, 0005psi [Fast li+], 4-24, 4-25
Valve, Check, 0005psi Bm06/Bm08, 3-29
Valve, Check, 0005psi Pm04/Bm06, 3-39
Valve, Check, 2gpm .5psi Bm08/Bm08, 3-43
Valve, Check, Pump, Water, 4-3
Valve, Cntrl, Hyd, 4-17
Valve, Cntrl, Hyd (See Breakdowns), 2-167
Valve, Cntrl, Hyd [M20 And T20], 4-13
Valve, Cntrl, Hyd [M20 And T20] (See Breakdowns), 3-15
Valve, Cntrl, Hyd [M20], 4-11
Valve, Cntrl, Hyd [M20] (See Breakdowns), 2-167
Valve, Cntrl, Hyd, Solenoid, 03/16gpm, 4-15
Valve, Cntrl, Solenoid, 4-11
Valve, Exhaust, 5-3, 6-9
Valve, Fuelock, Lpg, Wire Connector, 2-37
Valve, Gasket, Pcv, 6-4
Valve, Hyd Cartridge 10no/-0, 4-10
Valve, Hyd, Check, Jm08/Om08 5000psi, 3-15
Valve, Hyd, Relief, 4-11
Valve, Hyd, Solenoid 12vdc 3000psi (See Breakdowns), 3-15
Valve, Hyd, Solenoid, 12vdc (See Breakdowns), 2-169
Valve, Inlet, 6-9
Valve, Intake, 5-3
Valve, Lock Off, 2-45
Valve, Lock Off [Gm 1.6L 2010], 2-47
Valve, Lpg, Press Relief [Rego], 2-53
Valve, Motor, Hyd, 4-5
Valve, Pcv, 6-4
Valve, Relief, 4-13, 4-15, 4-17
Valve, Relief, 0600Psi, 2-169
Valve, Relief, 3000 Psi, 4-7
Valve, Relief, 4000 Psi, 4-7
Valve, Relief, Oil Press, 5-7

Valve, Seal, Stem, 6-9
Valve, Shutoff, 3-57
Valve, Solenoid, 12vdc, Water Flow, 3-25, 3-33
Valve, Spring, 6-9
Valve, Spring, Lock, 6-9
Valve, Spring, Retainer, 6-9
Valve, Spring, Seat, 6-9
Valve, Stem, No, 4-13, 4-15, 4-17
Valve, Trim, Fuel, Normal Flow, 2-38
Valve, Vent, Air, Float Type, 3-39
Valve, Water, 12vdc, 6.0mm, 04pf, 3-19
Valve, Water, Solenoid, 12vdc 0.08pf, 3-3
Valve, Water, Solenoid, 12vdc 6.0mm Pf04, 3-29
Vaporizer [Mixer E100lp Gm1.6l 2010], 2-41
Video, Oprtr, Dvd [W/Checklist M20], 3-60
Vr, Filter, Screen, 50 Mesh .59d .8l Ss, 3-19
Vr, Module, Ecu, Gas [Gm1.6l 2007], 2-31

W

Wand Kit, Vacuum, Ci [M20], 3-53, 3-55
Wand, Clean-Out, 3-57
Washer, 6-9, 6-21
Washer, 1/4 Flat [Mit], 6-27
Washer, Belleville, .31, 2-97
Washer, Belt, Balancer, Train, 6-11
Washer, Bolt, 6-7
Washer, Flat 3/8, Sae, 6-17
Washer, Flat, .78b 1.75d .18, Ss, 2-139
Washer, Flat, #06, 2-77, 2-103
Washer, Flat, #08, 2-15
Washer, Flat, #10, 2-15, 2-21, 2-67, 2-87, 2-99, 3-57
Washer, Flat, #10 Ss, 2-97
Washer, Flat, #10, Ss, 2-29, 2-37, 3-3, 3-19, 3-25, 3-57, 3-59
Washer, Flat, 0.25 Fender, 2-145
Washer, Flat, 0.25 Fendr, 2-15, 2-21
Washer, Flat, 0.25 Sae, 2-15, 2-17, 2-29, 2-37, 2-49, 2-55, 2-61, 2-71, 2-77, 2-103, 2-105
Washer, Flat, 0.25 Std, 2-23, 2-77, 2-93, 2-95, 2-97, 3-19, 3-21
Washer, Flat, 0.25, Fendr, 2-77, 2-79, 2-81
Washer, Flat, 0.25, Sae, 2-31, 2-33, 2-41, 2-51, 2-73, 2-75, 2-79, 3-37
Washer, Flat, 0.25, Ss, 2-103, 2-107, 2-109, 2-117, 2-137, 2-139
Washer, Flat, 0.25, Std, 2-9, 2-23, 2-31, 2-33, 2-35, 2-41, 2-43, 2-45, 2-75, 2-79, 2-81
Washer, Flat, 0.27B 0.69D .05, Ss, 2-5, 2-133, 3-29, 3-37
Washer, Flat, 0.31 Sae, 2-9, 2-15, 2-21, 2-67, 2-97, 2-127, 2-131, 2-133, 2-135, 2-141
Washer, Flat, 0.31 Std, 2-165
Washer, Flat, 0.31, Hardened, 2-67
Washer, Flat, 0.31, Sae, 2-67, 2-69, 2-75, 2-79
Washer, Flat, 0.31, Ss, 2-71, 2-77, 2-103, 2-107, 2-119, 2-121, 2-121, 2-121, 2-123, 2-127, 2-131, 2-135, 2-141, 3-3, 3-7, 3-11
Washer, Flat, 0.31, Std, 2-7, 2-9, 2-15, 2-17, 2-19, 2-49, 2-51, 2-53, 2-55, 2-57, 2-59, 2-61, 2-63, 2-65, 2-67, 2-69, 2-73, 2-77, 2-79, 2-81, 2-83, 2-85, 2-89, 2-93, 2-111, 2-113, 2-115, 2-117, 2-135, 2-139, 2-141, 2-163, 2-167, 3-11, 3-13, 3-15, 3-51
Washer, Flat, 0.32b 1.00d .12, Ss, 2-9, 2-15, 2-21, 2-69, 2-101, 2-107, 2-109, 2-133, 2-135, 2-139, 2-141, 2-143, 2-167, 2-169, 3-5, 3-21, 3-29, 3-37, 3-47, 3-49, 3-57
Washer, Flat, 0.34b 0.75d .12 [Viton], 3-19
Washer, Flat, 0.38 Sae, 2-23, 2-25, 2-27, 2-67, 2-97, 2-115, 2-123, 2-145, 2-161
Washer, Flat, 0.38 Std, 2-7, 2-15, 2-49, 2-53, 2-97, 2-105, 2-163, 3-7, 3-9, 3-51, 3-53, 3-59
Washer, Flat, 0.38, Hardened, 2-23, 2-45, 2-47
Washer, Flat, 0.38, Sae, 2-67, 2-73
Washer, Flat, 0.38, Std, 2-73, 2-75, 2-79, 2-81
Washer, Flat, 0.38b 0.88d .08, Ss, 2-73, 2-75, 2-83
Washer, Flat, 0.38b 1.25d .12, Neo, 2-101, 2-107, 2-109
Washer, Flat, 0.40b 1.12d .12, Ss, 2-145
Washer, Flat, 0.40b 1.12d .12, Ss, 2-67, 2-77, 2-79, 2-81, 2-103, 2-107, 2-109, 2-123, 2-143, 3-51
Washer, Flat, 0.41b 1.25d .12, Pye, 2-15
Washer, Flat, 0.44b 1.00d .08, Ss, 2-7, 2-99, 2-119, 3-13
Washer, Flat, 0.50 Sae, 2-17, 2-23, 2-25, 2-27, 2-77, 2-91, 3-11
Washer, Flat, 0.50 Std, 2-23, 2-25, 2-27
Washer, Flat, 0.50, Sae, 2-105
Washer, Flat, 0.50, Std, 2-23
Washer, Flat, 0.53b 1.88d .12, Stil, Pl, 2-9, 2-23, 2-25, 2-27, 2-119, 2-121
Washer, Flat, 0.56b 1.38d .11, Ss, 2-115, 2-119, 2-127, 2-131
Washer, Flat, 0.62 Sae, 2-19
Washer, Flat, 0.66b 1.00d .12, Rbr, 3-3, 3-57
Washer, Flat, 0.69b 1.19d .06, Stil, Pl, 2-123
Washer, Flat, 0.75 Sae, 2-89
Washer, Flat, 0.76b 1.50d .06, Ss, 2-91
Washer, Flat, 0.79b 1.18d .06, Nyl, 2-135, 2-141
Washer, Flat, 0.81b 1.06d .06, Stil, 2-77, 2-79, 2-81
Washer, Flat, 06, 3-55
Washer, Flat, 08, 3-37
Washer, Flat, 08, Ss, 4-23
Washer, Flat, 1.15b 1.75d .08, Stil, 2-13
Washer, Flat, 1.26b 1.88d .13, Stil, 3-13
Washer, Flat, 1.26B 1.88D .13, Stil, Pl, 2-7, 2-105
Washer, Flat, 1.39b 2.12d .13, Stil, 2-89
Washer, Flat, 10, 3-37, 3-47, 3-49

Washer, Flat, 10, Ss, 2-93, 3-29, 3-33,
 3-37, 3-43
 Washer, Flat, 2.16b 3.50d .16, Felt, 2-89
 Washer, Flat, Belleville, .25, 2-127, 2-131
 Washer, Flat, Belleville, .31, 2-67, 2-69,
 2-135, 2-141, 2-143, 3-11
 Washer, Flat, Belleville, .38, 2-73, 2-97,
 2-119, 2-127, 2-131
 Washer, Flat, Belleville, .50, 2-127, 2-131
 Washer, Flat, Belleville, M10, 2-101
 Washer, Flat, M21.0b X 37d X 3, 2-91
 Washer, Flat, Pump, Hyd, 4-7
 Washer, Lock, 0.38, 6-17
 Washer, Lock, Int-Ext, 0.31, 2-117
 Washer, Lock, Int-Ext, 0.38, 2-67
 Washer, Lock, Int-Ext, 10, 2-21
 Washer, Lock, Int, #06, 2-103
 Washer, Lock, Int, #08, Ss, 2-105
 Washer, Lock, Int, #10, Ss, 3-19
 Washer, Lock, Int, 0.25, 3-37
 Washer, Lock, Int, 0.38, 2-67
 Washer, Lock, Int, 08, Ss, 4-23
 Washer, Lock, M12 [Mit], 6-18
 Washer, Lock, M6 [Mit], 6-28
 Washer, Lock, M8 [Mit], 6-9, 6-21
 Washer, Pump, Hyd [En], 4-7
 Washer, Rbr, 4-3
 Washer, Sealing, 0.28b 0.75d Ss, Neo,
 2-139
 Washer, Sheave, Cshft, 5-5
 Washer, Shld, Nyl [8-32], 2-13
 Washer, Special, 6-10
 Washer, Spring, 6-13
 Washer, Sprkt, Camshaft, 5-11
 Washer, Star, M10 [Mit], 6-25
 Washer, Strainer, 6-7
 Washer, Thrust, 0.34b 1.50d .06, 2-135,
 2-141
 Washer, Thrust, 0.61b 1.25d .06, Fgl,
 2-123, 2-125, 2-127, 2-129, 2-131, 3-7
 Washer, Thrust, 1.00b 1.75d 0.13w, Fbr,
 3-11
 Weight, Eccentric, 2-103
 Wheel, 06.0D 2.00W 1.19B, Gray Rbr, 2-7,
 2-105, 3-13
 Wheel, 3.0d 1.38w 0.50b, 1-1, 2-123
 Wheel, 4.0d 0.89w 0.64b, 2-121
 Wheel, Steering, 14.3d 0.81b 36tooth,
 2-17
 Wire Set, Sparkplug [1.6l], 5-12
 Wire, 16ga 09.6l Brown Mp280/ #10ring,
 2-23
 Wire, Ground, 2-67

